

**UNIVERSITY OF NAIROBI**

**DEPARTMENT OF SOCIOLOGY AND SOCIAL WORK**

**THE DYNAMICS OF STREET ROBBERY IN URBAN AREAS:  
A CASE STUDY OF NAIROBI CENTRAL BUSINESS DISTRICT, NAIROBI CITY.**

**By**

**KEVIN OMOGA MOGIRE**

**C50/75859/2014**

**A RESEARCH PROJECT REPORT SUBMITTED FOR EXAMINATION IN PARTIAL  
FULFILLMENT OF THE REQUIREMENTS FOR THE DEGREE OF MASTER OF  
ARTS (CRIMINOLOGY AND SOCIAL ORDER) IN THE DEPARTMENT OF  
SOCIOLOGY AND SOCIAL WORK OF THE UNIVERSITY OF NAIROBI.**

**2019**

**DECLARATION**

**STUDENT'S DECLARATION**

I declare that this research project is my own original work and that it has not been offered to any other University for any award.

Signature.....Date.....

**KEVIN OMOGA MOGIRE**

**REG NO: C50/75859/2014**

**SUPERVISOR DECLARATION**

This research project has been submitted with my consent as the University Supervisor.

Signed ..... Date .....

**DR JENIFFER BIRECH**

**(UNIVERSITY SUPERVISOR).**

## **DEDICATION**

I dedicate this research project to the National Police Service Library.

## **ACKNOWLEDGEMENT**

I thank the almighty God for his blessings upon me throughout the entire period. Secondly, I would like to register and express my appreciation to my supervisor Dr. Jeniffer Birech for her nurturing, support, reassurance and continuous direction in this project. I am also indebted to my colleagues and fellow graduate students for their meticulous copy editing of this project and courage throughout the study period.

Of course, and most importantly, I wish to thank Mum and my spouse Joy for their love, support and trust, and my Son Ethan for all the remarkable love he brought to my life.

## TABLE OF CONTENTS

<b>DECLARATION</b> .....	ii
<b>DEDICATION</b> .....	iii
<b>ACKNOWLEDGEMENT</b> .....	iv
List of Figures.....	ix
Maps.....	x
Abstract.....	xii
<b>CHAPTER ONE: INTRODUCTION</b> .....	1
1.1 Background to the Study.....	1
1.2 Statement of the Problem.....	5
1.3 Research Questions.....	6
1.4 Objectives of the Study.....	6
1.4.1 General Objective.....	6
1.4.2 Specific Objectives.....	6
1.5 Justification of the Study.....	6
1.6 Scope of the Study.....	7
1.7 Operational Definition of Terms.....	8
<b>CHAPTER TWO: LITERATURE REVIEW AND THEORETICAL FRAMEWORK</b> .....	9
2.1 Introduction.....	9
2.2 Nexus between urbanisation and crime.....	9
2.3 Crime in Nairobi CBD.....	11
2.4 Urban Planning and Street Crime.....	12
2.5 The Nature of Street Robbery.....	13
2.6 Factors Contributing to Street Robbery.....	14
2.7 Characteristics of Street Robberies.....	15
2.7.1 Offenders.....	15
2.7.2 Victims.....	16

2.7.3 Locations.....	17
2.7.3 The Property.....	17
2.8 Effects of Street Robbery .....	18
2.9 Implementing Responses .....	18
2.9.1 Crime Prevention Initiatives in Nairobi CBD .....	19
2.9.1.1 Nairobi Central Business District Association (NCBDA).....	19
2.9.1.2 The National Police Service.....	20
2.9.1.3 The Anti-Street Robbery Unit.....	20
2.9.1.4 The County Government .....	21
2.9.1.5 Laws and legislations.....	21
2.10 Theoretical framework.....	22
2.10.1 Strain Theory.....	22
2.10.2 The Social Disorganization Theory.....	24
2.10.3 Routine Activities Theory.....	26
2.11 Conceptual framework.....	27
<b>CHAPTER THREE: RESEARCH METHODOLOGY.....</b>	<b>29</b>
3.0 Introduction .....	29
3.1 Description of Site .....	29
3. 1.1 Geography.....	29
3.1.2 Population Size and Structure .....	30
3.1.3 Economic System.....	30
3.1.4 Housing.....	31
3.1.5 Education System.....	31
3.1.6 Governance .....	31
3.1.7 Climate.....	32
3.3 Research Design .....	32
3.3.1 Unit of Analysis .....	33

3.3.2 Units of Observation .....	33
3.4 Target Population .....	33
3.5 Sampling Technique and Sample Size.....	34
3.6.5 Sources of Data .....	35
3.6 Methods of Data Collection .....	35
3.6.1 Instruments of Data Collection.....	36
3.7 Validity and Reliability of Instruments.....	36
3.8 Data Analysis Techniques.....	36
3.9 Ethical Considerations. ....	37
<b>CHAPTER FOUR: DATA ANALYSIS, PRESENTATION AND INTERPRETATIONS ..</b>	<b>38</b>
4.1 Introduction .....	38
4.2 Response Rate .....	38
4.3 Demographic Data.....	38
4.3.1: Gender .....	39
4.3.2: Age .....	39
4.3.3 Education .....	40
4.3.4 Source of Income .....	41
4.3.5: Period within the Area.....	41
4.3.6: Frequency of visiting CBD.....	42
4.4 Objective One: Characteristics of Street Robberies in Nairobi CBD.....	42
4.4.1: Age of the Offenders .....	43
4.4.2: Gender of the Offenders .....	44
4.4.3 Gender of the Victims .....	45
4.4.4 Robberies in the CBD.....	46
4.4.5 Methods used to Carry Out Street Robberies .....	47
4.4.6 Items Robbed from Victims.....	49
4.4.7 Satisfaction of Actions Taken by Police after Reporting .....	50

4.5 Objective Two: Hotspots and Timings for Street Robberies in the CBD .....	51
4.5.1 Hotspot Areas.....	52
4.5.2 Timings for Street Robberies .....	53
4.6 Objective Three: Perceived Factors Encouraging Street Robberies.....	54
4.7 Objective Four: Strategies of Combating Street Robbery and their Effectiveness. ....	60
4.7.1 Organizations dealing with Street Robbery. ....	61
4.7.2 Strategies in Place .....	61
4.7.3 Suggested Measures to Combat Street Robberies in the CBD .....	63
CHAPTER FIVE: SUMMARY, CONCLUSION AND RECOMMENDATION.....	68
5.1: Introduction .....	68
5.2: Study Summary .....	68
5.2.1: Characteristics of street robberies in the Nairobi CBD .....	68
5.2.2: Timing and Hotspots for Street Robberies in CBD .....	69
5.2.3: Perceived Factors Encouraging Street Robberies .....	69
5.2.4: Strategies to Combat Street Robberies and their Effectiveness.....	70
5.3 Conclusions .....	71
5.4 Recommendations.....	72
5.5 Recommendation for Further Study .....	73
References .....	74
Appendix 1: Questionnaire.....	79
Appendix 2: Key Informant Interview Guide.....	85
Authorization letter.....	89



## List of Figures

Figure 1: Street robbery analysis triangle.....	14
Figure 2: Thugs descending on a young lady in broad daylight on the street of Nairobi .....	22
Figure 3: Merton’s Strain Theory .....	23
Figure 4: The process of social disorganization .....	25
Figure 5: The relationship between street robbery and its independent variables .....	27

## **Maps**

Map 1: Kenya and location of Nairobi City County .....	29
Map 2: Nairobi City Central Business District (location of study) .....	30

## ACRONYMS

<b>CBD</b>	Central Business District
<b>CCTV</b>	Closed-Circuit Television
<b>KNBS</b>	Kenya National Bureau of Statistics
<b>NCRC</b>	National Crime Research Centre
<b>NPS</b>	National Police Service
<b>UN</b>	United Nations
<b>FBI</b>	Federal Bureau of Investigation
<b>UK</b>	United Kingdom
<b>US</b>	United States
<b>NCVS</b>	National Crime Victimization Survey
<b>NGO</b>	Non-governmental Organization
<b>CSO</b>	Civil Society Organization
<b>NCBDA</b>	Nairobi Central Business District Association
<b>OCS</b>	Officer Commanding Police Station
<b>ISS</b>	Institute of Security Studies

## Abstract

Street robbery is one of the most common crimes in Nairobi's Central Business District (CBD) and adjacent areas. It has continued to permeate the county despite concerted efforts made by the people, county and national government to combat it. This research project aimed at examining the dynamics of street robberies in urban areas with a case study of Nairobi CBD. The objectives of the study were: To describe the characteristics of street robberies in Nairobi City CBD, to identify timings and hotspots of street robberies in Nairobi City CBD, to analyse perceived causes of street robberies in Nairobi City CBD, and to examine existing strategies to address street robberies in Nairobi City CBD and their effectiveness. The study was guided by three theories namely strain theory, social disorganization theory and routine activity theory. The study adopted a descriptive research design. Quantitative data and qualitative data were collected using questionnaires and key informant interview guides respectively. Simple random sampling, stratified sampling and purposive sampling techniques were used to select respondents for the study. The sample of the study comprised of 94 persons who had been victims of street robbery (25 males and 69 females) according to police records. Key informants were police officers, Nairobi city county officials and National Crime Research Centre officials. Qualitative data were manually analyzed while quantitative data were analyzed using the statistical package for the social sciences (SPSS) and the information presented in frequency tables and percentages. The study found out that perpetrators of street robberies were mainly young and middle aged persons of both gender, though males dominated the field of street robberies as compared to females. Crude weapons mostly knives and firearms were used by the robbers in order to intimidate, subdue and overpower their victims before robbing them. It was perceived that unemployment and poverty especially among the youths, inadequate CCTV coverage and street lights, poor urban planning, inadequate police visibility, street families, corruption among security officers, and proliferation of illegal small arms and crude weapons were among the factors causing street robberies in Nairobi CBD. The study established that the government had put up measures and strategies to address street robberies but majority asserted that the strategies were not effective enough. In order to address the problem of street robbery, there was need to; strengthen Community Policing initiatives, rehabilitation programmes for the street children, decongest the CBD, create more employment opportunities especially among the youths, increase police visibility both day and night and curb the problem of corruption among security officers. The study concluded that it is the primary responsibility of the government to ensure safety of its people. Therefore, it should endeavor to promote involvement of the community and other stakeholders in fighting crime in order to achieve long term proactive solutions to street robberies and other crimes in the CBD through information sharing between law enforcement agencies and the public.

## CHAPTER ONE: INTRODUCTION

### 1.1 Background to the Study

The modernizing world is increasingly and interestingly witnessing an upsurge of new crimes involving complex detection mechanisms and trends. Since the start of human kind, crime has positioned itself as a crucial topic in every day's agenda. This is due to the diverse and adverse ramifications that it causes the society in general. The paradox is that, crime rates are bound to decrease over time following the economic growth and development of nations continues to increase. However, crime rates have failed to decline causing it to be crucial in the second half of this century. According to Block (2000), Crime has become more important in the twenty first century.

According to Hafiz and Muhammad (2010), urban and urbanizing areas world over are experiencing an emergence of new crimes including but not limited to: Terrorism, money laundering, human trafficking, human smuggling, burglary, house breakings, trafficking in narcotics, computer crimes, corruption, tax evasion, robberies and allied offences among other sophisticated crimes. Every society has its own value system which includes crime (Gumus, 2004). Crime has been presented in every society throughout history. However, it differs from one society to another based on its type, rate, cause, and effect (Hafiz and Muhammad 2010).

According to The British Crime Survey's, street robberies reached 421,000 cases in the year 2016 (The Home Office, 2016). About 80 percent of robbers in the United Kingdom revealed that they commit robbery for cash needs and the proceeds they received was used in gambling and drugs (Gill, 2000). Wright *et al* (2006) argued that street offenders described anger as a triggering factor for their crimes that limited their rationality.

According to the Institute of Security Studies (2012), crime in South Africa and particularly in the city of Johannesburg is increasing. Johannesburg is one of the big cities that are experiencing an upsurge of robberies. According to ISS (2017) South Africa recorded a total of 53,418 common robberies, 22,343 house robberies, 16,717 carjacking, and 140,956 robberies

involving violence among other crimes. In the report, there was a general increase in crimes as compared to previous years. However, South Africa's 2016/17 victims of crime survey publicized that only 56.7% of victims conveyed crimes to the police an indication that most victims do not report crimes to the authorities due to lack of trust.

Street robbery is a significant problem that is related to urbanisation. It is therefore considered as a key cause of fear amongst the public. Street robbery is found to occur at particular times, in specific places, and occurs to a particular type of people (Tompson, 2010). From an environmental criminology perspective, urban zones have been perceived as generators of street crimes since they address express domains that are exceptionally involved (Brantingham and Brantingham, 1995). Despite whether urban zones are reflected on as crime generators or attractors, past research suggests that criminal victimization, comprising savage victimization, for instance, street theft, will occur bundle in closeness to them (Gumus, 2004).

In Kenya, the phenomenon of street crime has long caught the attention of political leaders, law enforcement agencies, civil society and the public. Although reports by the NPS in the period 2013-2015 show a general decrease of robbery crimes in Kenya, a total of 9427 cases of robbery crimes were reported in the same period. However, every urban area within the country has experienced street robberies and Nairobi tops the list of cities that perpetrators have found lucrative to commit such crimes. Students within learning centres located in the county have also fallen victims of street robberies within the city (Central police station Nairobi County, 2015)

Robberies of this sort depict the most dreadful picture of crime: the likelihood of physical violence on account of strangers and property robbery (Conklin, 1972). Rather than the open resentment and journalistic worries by this kind of street crime (Stevens, 1971; Hunt, 1972; Willerth, 1974) contends that the crime is disregard with respect to urban Administrators, Criminologists and Sociologists by expansion. With the imperative special case of Conklin's (1972) chip away at burglary, investigations of the situational highlights of criminal conduct

have would in general spotlight on the not so much savage but rather more 'proficient' criminal exercises.

The crime of street robbery affects society in many ways. Consequently, street robbery as noted is a subtype of robberies that involves the use or danger of violence and this can have far reaching negative ramifications on the victim. For example, exhibition of post-traumatic stress disorders, depression and aggressive behaviours, impulsive disorders, mistrust and difficulties in having interpersonal relationships among others are some of the psychological impact of street robbery on the victim (Carey, 2009). In addition, this type of crime causes a disturbance of social peace as individuals who live in street robbery prone areas are subjected to fear and economic loss because the perpetrators use violence on them in order to take their possessions (Deakin et al, 2007).

Misery and stress in families increases when one of their own is a victim of street robbery since property is lost hence bringing in financial stress (Hochstetler and Shover, 1997). A survey conducted by United Nations International Children's Emergency Fund 2005 within Nairobi on the impacts of violence on the youth established that young people are subjected to take care of themselves in violent prone communities. As a coping mechanism, the youths will often exhibit risky violent behaviours such as subscribing to gang groups, robberies, carjacking, general stealing, and drug abuse among other aggressive and violent actions against others.

According to Starvrou (2002), street crimes in Kenya's urban areas are not that unique from other African city countries like Tanzania and South Africa. Criminals portray same methods and processes of committing street robberies. Crime patterns and *modus operandi* in the capital cities of these countries are almost the same despite their geographical locations. Most urban areas within the country are also poorly planned and perpetrators take advantage of the poor environmental designs to commit this crime in these congested urban areas (Okere, 2012). Criminals are known to do a cost benefit analysis before committing street robberies since there are high chances of escaping from the scene undetected (Sherman, L., P. Gartin and M.

Buerger, 1989). Nairobi being an urban area is characterized by heterogeneity and this adds to the likelihood of an offender in the absenteeism of a capable caretaker and a suitable target to commit street robberies (Kyamana, 2015).

Efforts by both the county and national government cannot be overlooked in as far as addressing the problem of street robberies within the CBD is concerned. However, according to UN-Habitat report of 2015, crime contributing factors such as unemployment, inequitable distribution of resources, exclusion (social and political), proliferation of small arms and light weapons, poor urban development, and redundancy amongst the youth, high rates of poverty, drug and substance abuse, inadequate police presence, inadequate CCTV surveillance, poor and inadequate street lights among other variables, are still far from being addressed. The implication is that a lot of funds are being set aside by the Nairobi County and National government to prevent street crimes and ensure the city is free from crime (Okere, 2012)

The National Police Service has formed Anti-Mugging Unit which is a special unit to respond to incidents of mugging within the city (Kariuki, 2015). Private Security Agencies too cannot be ignored of their role in combating mugging by acting as guardian angels hence preventing a potential street robber from robbing his suitable target according to a report by private security regulatory authority 2014. Non-governmental organizations and the civil society also play a role in controlling this social illness. According to Okere (2012), there have also been tremendous efforts by the national government to install CCTVs in major streets of Nairobi City.

The rationale behind the selection of Nairobi City was based on the premise that the area has been experiencing overwhelming incidents of street robberies and therefore the assumption that respondents within the location would provide vital and accurate information on the crime of street robberies.



## **1.2 Statement of the Problem**

The plethora of street robberies that are reported daily by media platforms within the County is overwhelming (NCRC, 2014). This crime is orchestrated even on broad daylight under watch by members of public who fear offering help as they may fall victims since the criminals are believed to be working in syndicates. The most disturbing actuality is that illegal activities have now suffused almost all aspects of society in Kenya. In December 2017, an American National in Nairobi was robbed off his property (including money, phones and camera worth kshs.3 million) and later assaulted by the robbers when he tried to resist (Mutuku, 2018).

The KNBS (2016) estimated that there had been a total of two thousand and fifty six robberies committed in Nairobi Central Business District for the year 2015 alone. A larger percentage (62%) of these crimes was street robbery. However majority of these crimes are never reported to relevant authorities (Mutuku, 2018). Street robbery is one of the most popular crimes in Nairobi's Central Business District (CBD) and adjacent areas. It has continued to permeate the county despite every concerted effort made by the people, county and national government to combat it.

According to Nairobi Region Security Research and Information Centre Report of 2014, youths, business entrepreneurs, investors, tourists, government officials, students and NGOs within the CBD have been victims to the crime of street robbery. Crime hinders development, instills fear which in turn limits freedom of movement. It is imperative to note that Nairobi is a capital city of Kenya and an economic hub not only in the country but to the international arena in extension. Tourism industry has also been negatively affected due to insecurity posed by these street robberies which have consequently had a negative impact on the economic and national security paradigms of Kenya (World Bank, 2015).

Therefore, the need to record, analyze and understand the unswerving and adjoining range of influences that reinforce this wickedness cannot be over-emphasized. Not much research has been done in the area of street robberies, the study seeks to gain insight into the dynamics of

street robbery in Nairobi Central Business District so as to assist in formulating policies geared towards improving security in the County.

### **1.3 Research Questions**

- i) What are the characteristics of street robberies in the Nairobi's CBD?
- ii) Which are the timings and hotspots for street robberies in Nairobi's CBD?
- iii) What are the perceived causes of the crime of street robberies in the Nairobi's CBD?
- iv) What are the strategies put in place in order to address street robberies in the Nairobi's CBD and how effective are they?

### **1.4 Objectives of the Study**

#### **1.4.1 General Objective**

The overall objective of this project was to examine the dynamics of street robberies in Nairobi City CBD with a view of formulating viable prevention policies and strategies.

#### **1.4.2 Specific Objectives**

- 1) To describe the characteristics of street robberies in the Nairobi CBD.
- 2) To identify timings and hotspots of street robberies in the Nairobi CBD.
- 3) To analyse perceived causes of street robberies in the Nairobi CBD.
- 4) To examine existing strategies to address street robberies in the Nairobi CBD and their effectiveness.

### **1.5 Justification of the Study**

This study sought to examine the crime of street robberies in Nairobi CBD because it is increasingly becoming the order of events within the streets of Nairobi and its environments. Apart from it being a serious crime as stipulated in the Penal Code, it is also known to have negative and far reaching social, economic, psychological and developmental ramifications in the society (NCRC, 2014). Therefore, conducting research in crucial features of security; enabling distribution tolerated out of empirical studies will be exceptionally valuable in

supporting policy design and enhancing human security in the county (Security Research & Information Centre, 2011).

The study on street robberies will be imperative to public and private security agencies that are mandated with the administration and management of crime within the criminal justice system including NPS. Other stakeholders like the County Government, Learning institutions will also get to benefit from it as far as policy planning and formulation and control strategies towards the vice are concerned.

Scholars and research institutions have mostly dwelt much on criminal gangs, organized crimes, terrorism, carjacking, kidnappings, domestic violence among others. As an emerging vice within the CBD, this research will therefore add valuable information to the existing scanty literature that singly touches on mugging in Kenya. It will also aid as a reference material to future researchers in different schools of thought like criminology, policing and security studies, public administration, urban planning, political science, social work, among others. In a nutshell, Nairobi's CBD is a vital hub for reinforcing economic prospects for all Kenyans and even internationally and therefore firming up measures to make the city a safe and serene place will lead to increased prospects for all.

### **1.6 Scope of the Study**

This study was primarily concerned with exploring the dynamics of street robberies within the CBD of Nairobi City with a view of formulating viable and pragmatic solutions to the vice. Specifically, the study sought to gain insight into: the characteristics of street robberies; timings and hotspots of street robberies; perceived causes of street robberies and existing strategies to address street robberies in the Nairobi's CBD and their effectiveness.

## **1.7 Operational Definition of Terms**

**Street robbery/mugging:** the unlawful use of threat or violence in order to forcefully deprive a person (victim) of his legitimate possessions in a public place. The perpetrator (the mugger) accosts the victim in a public place or quasi-public place (e.g., on the street).

**Robbery:** The unlawful taking of property from another person through the use of threat or force.

**Robber:** The person who unlawfully uses threat or actual violence on the suitable victim in order to take his property.

**Victim:** Any individual who has suffered the act of mugging directly or indirectly.

**Crime:** Refers to illegal activities that cause harm to others and other peoples' property.

**Dynamics:** Patterns/aspects in which a phenomenon manifests itself.

**Unemployment:** It is a state in which a man in his beneficial age has no activity or approaches just unpredictably paid occupation. Impermanent and casual workers belong to this classification. They are individuals capable and willing to work for their financial gains however they are denied an opportunity by economic structures.

**Violence:** This refers to that part of aggression which is obvious. It is regularly communicated by brutal looters by crushing property and harming or potentially executing the people in question.

**Urban:** Alludes to zones that have a higher populace of at least 2,000 which additionally approaches most fundamental administrations, for example, schools, restorative offices and diversion offices.

## **CHAPTER TWO: LITERATURE REVIEW AND THEORETICAL FRAMEWORK**

### **2.1 Introduction**

In terms of urban crimes reported across the world, Africa leads on the reported cases. Crime and victim surveys from 1990-2010 and administered in more than 70 cities in the same period proved that both Latin America and Africa experience the highest rates of robbery. Theories have suggested that urbanisation enhances development of industries and advancement in the economy. Be that as it may, the other essence of this urbanization might be the consolation of crimes also, since, crimes regularly happen in substantial urban communities and in urbanized zones (Krivo and Peterson, 1996). In rural territories, because of lower populace thickness, criminal people have less chance of concealing themselves since individuals know one another (Krivo and Peterson, 1996)

### **2.2 Nexus between urbanisation and crime**

Research has shown existence of a close relationship between crime and urbanisation. This nexus relies entirely on the nature of cities and the economic, social, political and geographic environments in which they exist. Crimes against property for example tend to concentrate in urban areas as compared to rural or quasi-rural areas. However, violence is usually meted on victims during day times.

Despite the economic or social advancement, the bigger the populace in a specific territory, the higher the rate of crime and victimization, a relationship regularly showed in burglary rates (Louise, 2001). Urban environments may likewise affect the manners by which the network responds or reacts to crime and how it is seen by occupants. This can be seen both institutionally within the sight of roles played by law enforcement and the mass media in enormous urban areas, and at times legitimately, as when uproars or mass violence have been started by crime or law requirement activities. (UN Economic and Social Council, 2007).

Research has demonstrated that the Percentage of populace that lives in the urban zones has been continually expanding all inclusive as appeared in table.1 and this generally implies crime and crime avoidance estimates will turn out to be increasingly critical in urban zones in years to come. While 30 percent of total populace was living in urban territories in 1950, it was around 47 percent in 2000, and evaluated to achieve 60 percent in 2030. Thus, it is imperative to comprehend the connection between street robbery and urbanisation.

**Table 1: Urban Population, Growth Rate and Urbanization Percentage.**

Region	Urban Population (Millions)			Growth Rate (Percent)		Percentage Urban		
	1950	2000	2030	1950-2000	2000-2030	1950	2000	2030
World	750	2860	4980	2.68	1.85	29.8	47.2	60.2
More Developed Regions	450	900	1000	1.4	0.38	54.9	75.4	82.6
Less Developed Regions	200	1960	3980	3.73	2.35	17.8	40.4	56.4
Northern America	110	243	335	1.59	1.07	63.9	77.4	84.5
Latin America	70	391	608	3.44	1.47	41.9	75.4	84
Oceania	8	23	32	2.14	1.19	61.6	74.1	77.3
Europe	287	534	540	1.24	0.04	52.4	73.4	80.5
Asia	244	1376	2679	3.46	2.22	17.4	37.5	54.1
Africa	32	295	787	4.42	3.27	14.7	37.2	52.9

Source: United Nations Population Division, *World Urbanization Prospects: The 2001 Version*.

The crime of robbery has been considered one of the serious crimes within the criminal law and constitutions of many jurisdictions across the world. The heinous nature of robbery is due to the use of violence on the victim(s) by the offender(s). In Nairobi CBD, property crimes constitute majority of crimes committed, reported and recorded by the LEOs. For example stealing, breakings, mugging and other property crimes contributed to more than 55% of total crimes as shown by the Kenya police statistics. The urban areas are taken advantage by criminals as they provide a ripe place for concealing of criminal activities.

Different jurisdictions attach different definitions to robbery. Robbery is distinguished from other practices of theft (such as burglary and shoplifting) by its intrinsically ferocious nature orchestrated by the offender(s) on the victim(s). Developed and developing countries in the recent past are experiencing an upsurge of different types of robberies. Street robbery is a type of robbery that is conspicuously becoming an urban concern in developing countries. Street robbery or mugging is the unlawful utilization of any form of force or threat to forcefully deprive innocent people of their legitimate possessions (Khadija, 2009). Be that as it may, National robbery rates are educational, yet it is at times vague whether they vary with across the nation financial changes, sedate patterns or some other trend.

### **2.3 Crime in Nairobi CBD**

Social media reports in addition indicate looming and unprecedented crimes unleashed to unsuspecting members of public within the CBD. The reports through postings and comments from social media depict high number of young people as the major perpetrators of this vice and such ever increasing incidents have elicited fear among members of public hence deepening security threats if unchecked.

Armed robbery, murder, street robbery, carjacking, burglary, assault theft and many other violent crimes have been on the increase in Nairobi for the last twenty years. Other specific forms of crimes include crimes against property (UN global report on Human Settlements, 2012). A victimization survey carried out in Nairobi Central Business District and neighbouring areas by the United Nations Human Settlements Programme (2012) concluded that crime is more predominant in Nairobi than in other metropolises.

Some of key findings from the report include;

Fifty one percent of the total respondents had been victims of various types of robbery. A larger percentage had also been physically assaulted by the assailants in the course of such robberies. Consequently, the CBD was identified as a hotspot of crimes as compared to other areas. The concentration was however higher in the lower side of the CBD. In addition,

majority of the respondents opined that most criminalities occur in the open when residents are in transit to and from work or school. In most of the cases, the respondents were alone when the attack occurred. Weapons and physical strength were the common methods used by the perpetrators on the victims in order to intimidate and overcome resistance. The report also established that nearly 40% of all victims were injured as a result of violence used in the robbery and a total of 30% of the respondents in commercial enterprises revealed that they had been victims of burglary during the year preceding the survey.

#### **2.4 Urban Planning and Street Crime**

The new UN-Habitat report, *Enhancing Urban Safety and Security: Global Report on Human Settlements 2012* reflects on crime prevention approaches through environmental design.

The report demystified that for development to be manifest, relevant authorities must have the ability to meet the security requirements of an urban set up. Analysis of the relationship the relationship between crime and urbanisation in developing countries established that large cities provide lower chances for arresting a criminal due to low rates of community collaboration with the police since most urban set ups are characterized by heterogeneous populations whereby there are weak social bonds. In addition, lack of employment for the youths breeds crime-prone individuals as individuals can be easily recruited into criminal syndicates due to their economic vulnerability

The report concluded that poor urban planning, design and management play a crucial role in shaping urban crimes that put citizens and property in danger and appraisals that around 14 percent of crimes have environmental design and the board segments. Along these lines, successful urban planning, design and administration should look to control the manufactured condition in manners that are proposed to lessen or even dispose of the chance to carry out crimes. From a planning and open approach stance, where crimes happen and how puts are designed and oversight are in any event as imperative as whom the culprits are.



Getting the planning framework to see crime counteractive action as one of its real targets in the drive to verify economical improvement requires a "top-down" approach combined with compelling activity at the nearby dimension. Concentrating on the setting of crime, connecting crime anticipation and decrease to changes in physical design, is most exceptional in the created world (UN-Habitat 2012). "The UK has conveyed closed-circuit television cameras (CCTVs) broadly amid ongoing years, not simply in open places, for example, malls and vehicle leaves, yet in addition in some local locations. Despite the fact that their effect is as yet indistinct, CCTV cameras have now turned into a typical piece of activities against crime and violence in numerous pieces of the world. Proof recommends that the best arrangement reactions to forestall and lessen the occurrence and effects of crime and violence are those that take discernment of the nearby setting, as opposed to those dependent on the experience of different spots (UN- Habitat 2012). From the report, it can be deduced that street robberies are influenced by the poor urban planning that is experienced in the city.

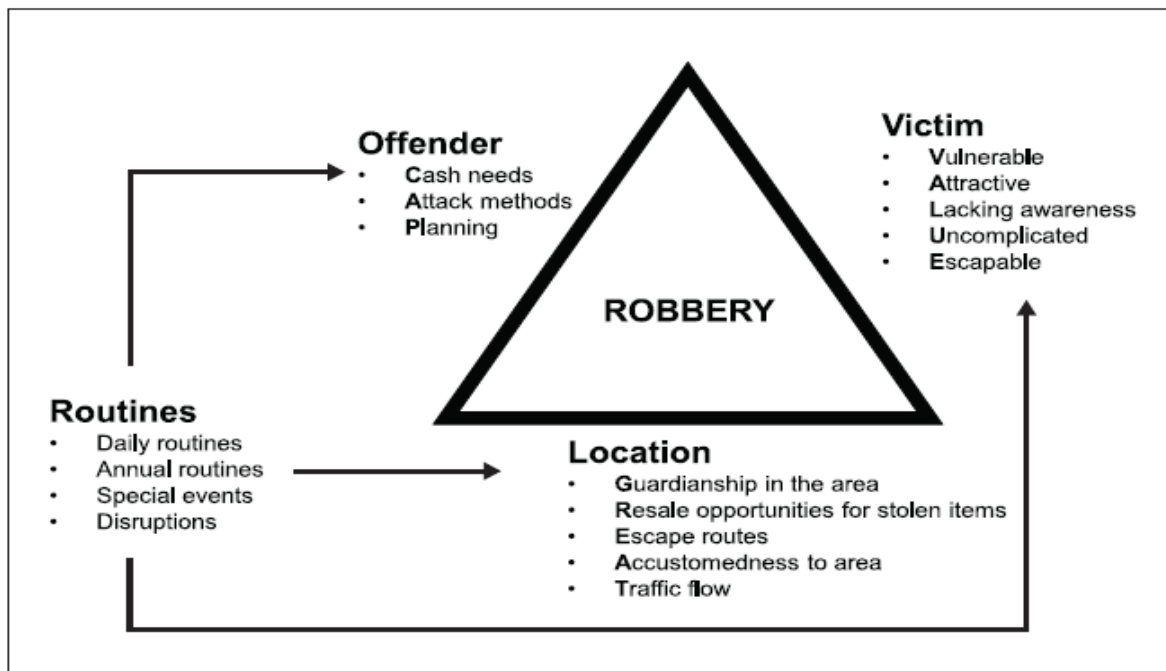
## **2.5 The Nature of Street Robbery**

Recent studies have led to the identification of three interrelated influences on the recent increase in young people's involvement in street crime. These are cultural, environmental and personal variables. In their exploration, the significance that youngsters set on picture, combined with financial and personal variables, was believed to be a key trigger for youngsters' association in street crime. Estrangement from standard instruction combined with an absence of proper good examples in young fellows' lives similarly contributed. As far as area, street crime was believed to be bound to happen in territories where offspring of 'the poor's come in close contact with the individuals who 'have', and in neighborhoods where social ties are weakest. Without suitable male good examples, youthful guys are effectively pulled in to street cultures, universes described by industrialism and 'lawless manliness' (Tilley et al, 2005).

## 2.6 Factors Contributing to Street Robbery

Khadija, Justin, and, John. (2009) evaluated different factors contributing to street robbery using analysis triangle. The triangle organizes elements that influence robbery issues. Though no particular feature entirely accounts for the street robbery issue, the interconnected dynamic forces among victims, locations, offenders, and habits all impact street robbery patterns as shown in figure 1,

**Figure 1: Street Robbery Analysis Triangle**



Source: Khadija, Justin, and, John. (2009).

Street robberies are conducted when inspired offenders encounter fit victims in a setting that aids robbery (Khadija et al, 2009). The problem of street robbery will thus emerge when similar robbery incidents are witnessed in a particular area and this will be due to a combination of the factors shown in the figure above and not a single factor. According to Khadija *et al* (2009), solving any one component in the trio might decrease a problem, but addressing more than one side will lead to increased possibilities that the robbery issue will drop.

## **2.7 Characteristics of Street Robberies**

### **2.7.1 Offenders**

Street robberies are regularly insidious and happen in an increasingly open and less unsurprising condition when contrasted and business or different kinds of robberies. Street robbers do take part in basic leadership forms before committing engaging their preferred victim (Ford, 1990). Therefore there is the need to identify aspects that affect the decision making procedures of the offenders so as to implement the most suitable interventions at the most appropriate locations and times (Khadija *et al*, 2009).

#### **2.7.1.1 Cash needs.**

The quick requirement for cash is a noteworthy motivation behind why individuals loot victims in the streets. For example, 80 out of 81 St. Louis (Missouri) street robbers guaranteed their prompt requirement for cash was an essential purpose behind perpetrating the crime. Street theft is a snappy path for some to get the cash expected to buy things identified with progress or status in street societies (e.g., drugs, liquor, elegant attire, gems, and gadgets). On the off chance that victims don't have cash close by, robbers can take and pitch different things to meet cash needs.

#### **2.7.1.2 Attack methods.**

Khadija et al (2009) examined four attack methods that offenders use to rob their victims:

- a) **Confrontations:** The guilty party requests property or assets right now of contact with the victim. The wrongdoer will ordinarily utilize verbal commands to pick up consistence.
- b) **Blitzes:** The offender utilizes violence first to deal with the victim. The genuine burglary happens after the wrongdoer immobilizes the victim.
- c) **Cons:** The wrongdoer utilizes a diversion to find the victim napping. For instance, a guilty party may approach somebody for the time or headings before assaulting. Utilizing a real diversion empowers the looter to pick up contact with the victim without causing caution.

d) **Snatch-thefts:** This strategy happens in all respects rapidly. No verbal correspondence happens between the wrongdoer and the victim before the theft. The wrongdoer commonly gets unmistakable property at that point get away.

## **2.7.2 Victims**

Khadija et al (2009) gave a description of victim characteristics that make them suitable targets.

### **2.7.2.1 Vulnerable.**

Offenders will choose marks they can easily threaten and subdue. For instance, senior citizens or those improbable to report their victimization to the police (e.g., medicate clients, whores and illicit outsiders) may show up especially defenseless. A few targets, be that as it may, may be less helpless than at first saw and ready to protect themselves from an assault.

### **2.7.2.2 Attractive.**

Target engaging quality is in the eye of the looter. Thusly, allure isn't all inclusive. Some street robbers may be especially pulled in to individuals conveying a CRAVED thing.

### **2.7.2.3 Lacking awareness.**

Street robbers could see individuals who are occupied (e.g., utilizing a PDA, plastered, as well as new to their environment) as simpler to approach and overwhelm.

### **2.7.2.4 Uncomplicated.**

Offenders presumably think about the simplicity of moving toward targets. A potential target seen at a separation is likely less fascinating than one adjacent. How perplexing the burglar sees finishing the theft to rely upon the type of assault the looter typically employments.

### **2.7.2.5 Escapable.**

Offenders most likely think about the simplicity of escaping from targets. Robbers may through and through keep away from targets they accept will pursue them or utilize barrages to impair them physically.

### **2.7.3 Locations**

Most street robberies happen in urban regions. US burglary victimization rates are about twice as high for urban occupants than suburban inhabitants. This pattern is comparable in England and Wales. Practically half (44 %) of street robberies happen one mile or less from the victims' homes maybe in light of the fact that individuals are close home more often than not or offenders explicitly target them close to their homes (Khadija et al, 2009) . Other regular street robbery areas incorporate parking garages and carports, parks, fields, play areas, and zones close open transportation. Street robberies related with open transportation are progressively predominant in zones like bigger urban areas, where its accessibility and use are normal.

Street theft is more spatially distributed than other property crime; these areas are little and very much recognized. Spots with convincing burglary openings structure hotspots as different offenders work inside them (Tompson, 2010). Street robbers incline toward explicit areas. Frequently, situational highlights make a few areas seem increasingly appealing or appropriate for submitting street burglary. Offenders should think about the sort of area and the attributes and schedules of the general population there. Thusly, some street robbers lean toward areas close places where they can rapidly exchange stolen property or purchase drugs.

An offender will therefore commit a street robbery in an area that: has escape routes, has no guardian, familiarity, and where there is a resale opportunities for stolen goods. (Khadija et al, 2009).In addition, (Tompson, 2010) additional areas they target include dreary streets, rear ways, metros and different territories not effectively noticeable to watchmen can be vulnerable to street theft.

### **2.7.3 The Property**

Street robbers will in general take certain things amid a theft: cash, purses, wallets, credit cards, cell phones, MP3 players, jewelry, attire, and other little electronic gadgets (e.g., cameras and littler PCs). The expansion of little, compact, costly electronic things might be connected with street burglary in certain areas.

Generally, items with that have similar CRAVED characteristics are considered hot products to the perpetrators (Tompson, 2010). In this case, they target products that are easily concealable, removable, available, valuable, enjoyable, and disposable.

## **2.8 Effects of Street Robbery**

Street burglary is a significant source of fear among the public because victims face an abrupt risk to life, loss of control, and an intrusion of individual space. Street burglary is a particularly dread initiating crime in view of the setting in which it is probably going to happen over the span of somebody's normal exercises (Khadija et al, 2009). For example, the 2005 National Crime Victimization Survey demonstrated that street robbers assaulted most victims on their approach to or from work, school, shopping, or running errands. The danger of damage and demise amid an assault further substantiates the open's dread of theft. Offenders physically assault around half of burglary victims, and around 20 percent require therapeutic consideration. In 2005, the FBI assessed that 6 percent of all killings were related to street robbery. A few assessments recommend events of theft murder are significantly more prominent. The sort of weapon utilized normally recognizes robbery from robbery-murder. About 66% of theft murders include weapons, yet offenders utilize firearms in under 33% of robberies. Moreover, firearm robberies are around multiple times bound to result in the victim's demise contrasted with blade robberies, and blade robberies are multiple times more probable than robberies including different sorts of weapons.

## **2.9 Implementing Responses**

One of the characteristics of street robbery is that it is mobile and in most cases completed in a few or so minutes. This makes a bit hard for the law enforcement agencies to investigate such crimes due to the circumstances under which they happen. For example the victim fails to recognize the perpetrator and lack of reporting by the same victim. Despite the fact that some robberies are easily detectable than others, proof exists that high discernibility patrols are capable of helping to decrease street robbery occurrences (Tompson, 2010). However, some of

these responses to counter the vice are usually too costly and in most cases are short term. Victims of such robberies ought to be supported in some way as this may also help increase the chance of apprehending the perpetrator. Awareness campaigns will also supplement law enforcement efforts. Hotspot places and times need to be mapped and right responses made. Protecting victims is enhanced when supplemented by strategies that target the offenders or places (Tompson, 2010).

Any exercises ought to likewise be done related to neighborhood policing groups as these frequently have the best comprehension of the nearby setting. A key issue for offenders is the capacity to discard the property they take locally and quickly in the event that they are to advance the prizes of their crime. Correspondingly, any wrongdoer hoping to change over their stolen merchandise into medications should be near their street pharmacist. For these two reasons it is regularly trusted that the areas where robbery happens are proximal to stolen products markets and medications markets. Market minimization strategies are therefore believed to potentially reduce robbery related offences. However, little has been documented about the effectiveness of this particular suite of tactics (Tompson, 2010).

## **2.9.1 Crime Prevention Initiatives in Nairobi CBD**

### **2.9.1.1 Nairobi Central Business District Association (NCBDA)**

This is as a community policing initiative that was adopted since the beginning of 1990s. It was established with the provision of the private sector retorting to definite security pressures under the auspices of the Nairobi's CBD Association (Nairobi Region Security Research and Information Centre, 2003). NCBDA was thus developed so as to help the police in carrying out their functions with a major object of sharing of informing. In its initial stages it entailed the training of the police, installation of police booths across the CBD to raise police visibility and facilitate police with a car to enhance their reaction to criminal events. The booths were seen as a means of bringing law enforcement agencies closer to peoples and also served as sources of information and as places where people can report security problems. These police booths

however collapsed in 2004 due to revelation that they never helped to bring security agencies closer to the people.

### **2.9.1.2 The National Police Service**

In Kenya, the National Police Service Act, 2011 stipulates the roles of the National Police Service as:-

- a) Provision of assistance to the public when in need;
- b) Maintenance of law and order;
- c) Preservation of peace;
- d) Protection of life and property;
- e) Investigation of crimes;
- f) Collection of criminal intelligence;
- g) Prevention and detection of crime;
- h) Provision of specialized stock theft prevention services;
- i) Apprehension of offenders;
- j) Enforcement of all laws and regulations with which it is charged; and
- k) Performance of any other duties that may be prescribed by the Inspector-General under this Act or any other written law from time to time.

This act gives the police the mandate to ensure crime prevention in order to protect life and property. However for successful crime prevention strategies to be put in place, it is necessary to ensure that all stakeholders are included for positive results to be achieved. There is also a wide CCTV surveillance within the CBD in order to help curb crimes within the streets of Nairobi and major buildings with vital installations.

### **2.9.1.3 The Anti-Street Robbery Unit**

This is a special unit comprising of officers from the special crime branch unit, Administration police unit and the flying squad unit whose sole responsibility was to deal with muggings within the Nairobi City. This was due to the observation that criminal syndicates trail and



stalks suitable victims and attacks them at suitable hotspots where chances of detection of arrest are minimal. However the problem still persists. The Nairobi security chiefs also directed their blame to the street families for being part of the cause of insecurity in the city. The creation of the unit came amid a public outcry over rising cases of insecurity in the CBD.

#### **2.9.1.4 The County Government**

In a bid to restore the security of Nairobi, the county government of Nairobi saw the need to establish a special unit to deal with street robberies. Following a public outcry over insecurity, a special unit called Anti-mugging Unit was formed in January 2018. The governor in Nairobi News (2018) states that his office has formed an anti-mugging group that will work closely with Kenya Police. He also stated that they have received intel that some politicians and business people are funding youths to terrorize people. The city dwellers responded with disillusionment since there was no legislation to mandate the unit with such function. However, the presence of *'city askaris* within the CBD has helped to reduce the incidents by serving as guardian angels hence deterring potential offenders.

#### **2.9.1.5 Laws and legislations**

The government through the legislature has enacted Laws in order to combat street robberies by making potential perpetrators fear the punishment. This is captured in the Penal code Chapter 63 Laws of Kenya section 295 to 297. The Kenyan law states that any individual who takes anything, and, at or preceding or following the season of taking it, uses or takes steps to utilize real violence to any individual or property so as to acquire or hold the thing stolen or to forestall or beat protection from its being stolen or held, is blameworthy of the lawful offense named robbery and is obligated to detainment for a long time. In the event that the individual is armed with a risky weapon, or is multiple, or strikes the victim he will be blameworthy of a lawful offense named robbery with violence and will be condemned to death. There have been various robbery related offences that have been executed and others are pending before court.

**Figure 2: Thugs descending on a young lady in broad daylight on the street of Nairobi**



*Photo by Francis Nderitu: Nairobi News Jan 22, 2018*

## **2.10 Theoretical framework**

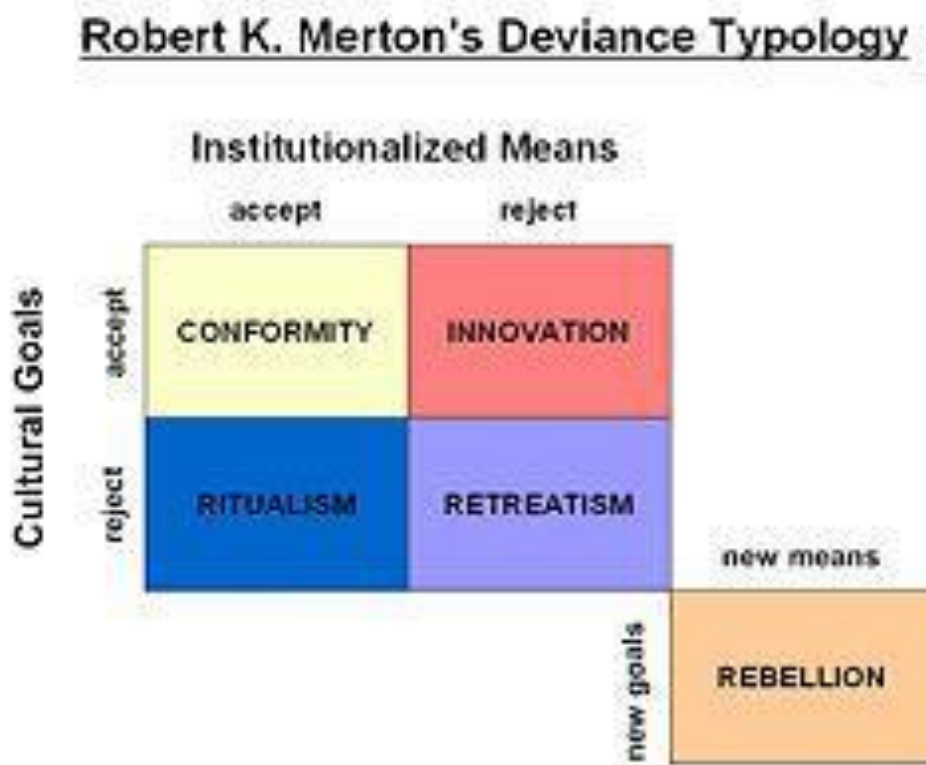
### **2.10.1 Strain Theory**

Strain Theory was first developed by Robert Merton in 1940 to clarify the rising crime rates experienced in the USA around then. Merton (1960) contended that the cultural arrangement of the USA was based on the 'American Dream' which alludes to a lot of meritocratic standards which guaranteed the American public that fairness of chance was accessible to all, paying little mind to class, gender or ethnicity. The 'American Dream' urged people to seek after an objective of accomplishment which was to a great extent estimated regarding the obtaining of riches and material belongings. Individuals were required to seek after this objective through real methods, for example, training and work. The predominant cultural message was on the off chance that you are driven, capable and buckle down, at that point pay and riches ought to be your prizes. In any case, Merton called attention to that these objectives were not achievable by all, that the auxiliary association of the USA implies that the way to jump on were not

genuinely dispersed and it was troublesome, if certainly feasible for some to contend and make budgetary progress.

Merton contended that when people are faced with a gap between their objectives (typically funds/cash related) and their present status, strain happens. At the point when looked with strain, individuals have five different ways to adjust: conformity, innovation, ritualism, retreatism and rebellion: Conformists allude to the classification of individuals pressing together cultural objectives through socially affirmed methods: Innovators alludes to the classification of individuals who use socially unapproved or eccentric intends to acquire culturally endorsed objectives. For instance, stealing to accomplish financial security. Ritualists allude to those utilizing the equivalent socially endorsed intends to accomplish less slippery objectives. Retreatists are the individuals who dismiss both the cultural objectives and the way to get it, at that point figure out how to escape it and in conclusion, Rebels are the individuals who dismiss the cultural objectives and means, at that point work to supplant them.

**Figure 3: Merton’s Strain Theory**



*SOURCE: Social theory and Social Structure, Strain Theory. New York: Free Press*

Cloward and Ohlin (1960) further contributed to Merton's concept of conflict by amalgamating the perspectives of a Chicago ecologist Edwin Sutherland. They posited that most wrongdoing is performed by young men who look for development in their financial position and furthermore to expand their status. In this manner they are bound to respond against the white collar class or the blessed rich class esteems by taking part in reprobate conduct as a method for endeavoring to improve their financial circumstances. At the point when there are no equivalent and authentic open door for the adolescents to improve their financial position and ill-conceived openings are accessible, their disappointment and discontent will be expanded prompting the speculation that absence of chance is frequently an indication of an absence of social association in the network which implies there will be less control on the behaviour of individuals.

This theory is thus important in understanding the aspect of street robbery within the city of Nairobi by trying to elucidate and demystify some of the factors compelling individuals to engage in crime. There are problems of poverty and unemployment, and emphasis on material success by the middle class, being rich and famous. As a result, those who are disadvantaged by these societal values and expectations through legitimate means look for illegitimate opportunities like engaging in crime in order to get what society expects of them hence creating a condition of 'anomie' in the society. This theory also assists in expounding the idea that muggers are in some way hitting back at the society due to the existence of expectations for all members of society whose means or opportunities to achieve are differentially available.

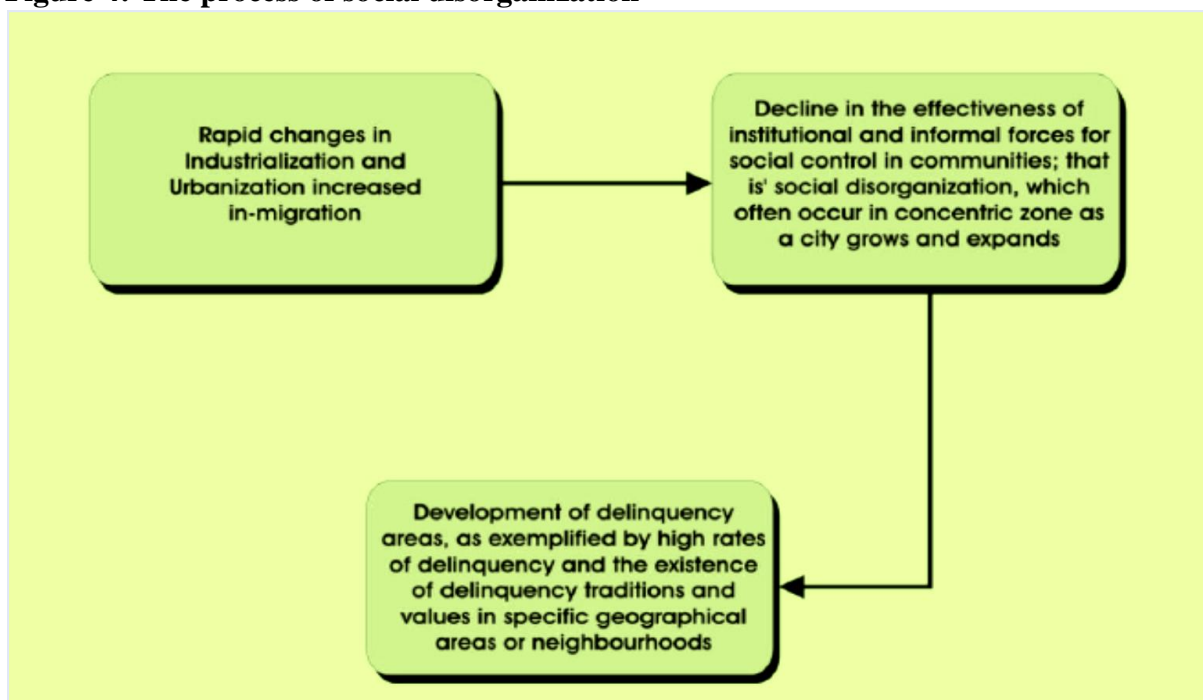
### **2.10.2 The Social Disorganization Theory**

Social disorganization theory was developed by Clifford Shaw and Henry McKay and is associated with the "Chicago School" of sociology. The hypothesis joins crime rates to neighborhood ecological qualities. A center guideline of social complication hypothesis is that place matters. In this manner, an individual's private area is a considerable factor forming the probability that that individual will end up engaged with crimes.

It limits its concentration to the advancement of high crime regions that are encountering deterioration of regular qualities brought about by urbanization. As indicated by Shaw and McKay (1942), crime is viewed as a result of uneven development in the public arena, with change and struggle which influences the conduct of those inside it. A social association exists when there is a high level of inner connection to individual and organizations in a network, a condition that is uncommon in urban setups. (Gaines and Miller, 1981) contend that crime is to a great extent a result of negative conditions in specific networks". As indicated by the social disorder hypothesis, there are ecological components that lead to high rates of crime in these networks, and these variables are connected to always raise dimensions of secondary school dropouts, joblessness, breaking down frameworks, and single-parent home.

This theory is important in looking at the aspect of street crimes in urban areas that are experiencing congestion problems due to poor urban planning and Nairobi city falls under this category. The influx of people in urban cities coupled with unemployment, drug abuse among other variables forces individuals to engage in street crimes. Therefore, if there is some form of social organization within the city, the rate of muggings is likely to reduce.

**Figure 4: The process of social disorganization**



SOURCE: D. J. Shoemaker, *Theories of Delinquency*, New York: Oxford University Press, 1990 Pp 82

### **2.10.3 Routine Activities Theory**

Created by Cohen & Felson (2009), routine activities hypothesis requires three components for a crime to happen: an inspired wrongdoer with criminal goals and the capacity to follow up on these tendencies, an appropriate victim or target, and the nonattendance of a fit gatekeeper who can prevent the crime from occurring. These three components must merge in reality for a crime to happen.

Routine activities hypothesis gives a large scale viewpoint on crime in that it predicts how changes in social and economic conditions impact the general crime and victimization rate. Cohen & Felson (2009) propose that crimes are a "fundamentally huge marvel," implying that infringement are neither irregular nor inconsequential occasions. In outcome, it is the routine of activities individuals share in through the span of their day and night experience that makes a few people progressively defenseless to being seen as reasonable focuses by an objectively calculating wrongdoer. Routine activities relate the example of culpable to the regular examples of social cooperation. Crime is in this manner ordinary and is reliant on accessible chances to affront. On the off chance that there is an unprotected target and there are adequate prizes, an inspired guilty party will perpetrate a crime.

As far as appropriate focuses on, the decision is impacted by the wrongdoer's view of the objective's vulnerability; the more reasonable and open the objective, the almost certain that a crime will happen. The quantity of persuaded culprits in the populace additionally influences crime levels. It is held that offenders are more averse to carry out crimes in the event that they can accomplish individual objectives through authentic methods. This infers criminal inspirations can be decreased if offenders see that there are options in contrast to crime.

The presence of proficient guardians is held to deter people from committing crimes. Guardianship can be the physical nearness of an individual who can act in a defensive way or as progressively inactive mechanical gadgets, for example, video observation or security frameworks. These physical safety efforts help limit a guilty party's entrance to reasonable

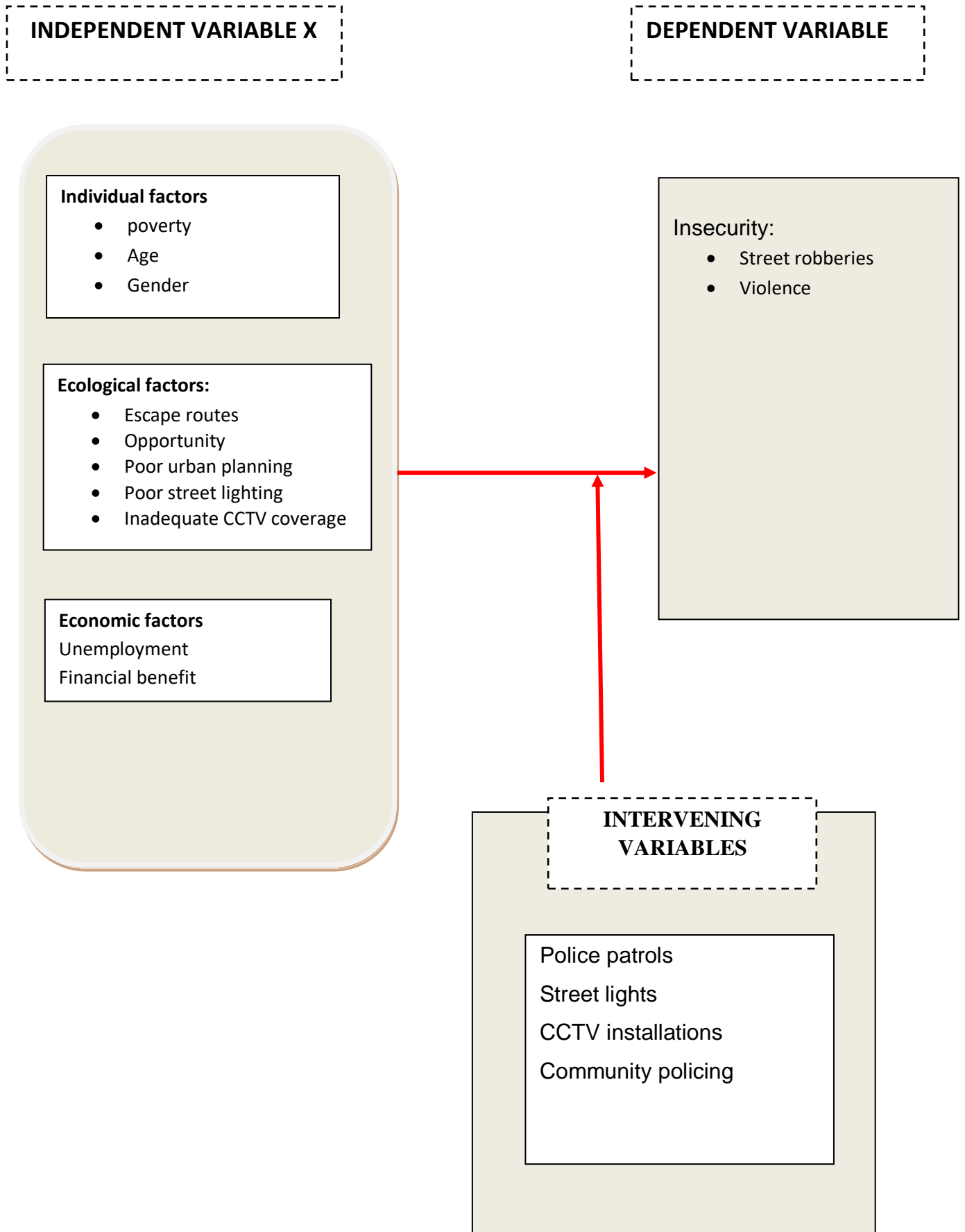
targets. The basic part of routine activities hypothesis is the communication of inspiration, opportunity and targets. Along these lines, the nearness of guardians will dissuade most offenders, rendering even appealing focuses forbidden. In this way, the nearness of chance combined with an absence of guardianship expands criminal inspirations and the probability of an offense occurring.

This theory is significant in this study of street robberies and the dynamics behind it within the city of Nairobi since it tries to explain why some individuals fall victims of mugging while others are not largely because of their vulnerability. It also helps to gain insight into the features that must be existent in order for street crimes to occur. These elements as postulated earlier on include: a potential/motivated offender, apt target, and lack of a capable guardian. It is therefore easy to understand why there are increasing rates of muggings in Nairobi city by linking the three elements that make it favourable for criminals to engage in street robberies.

### **2.11 Conceptual framework**

A conceptual framework is a set of judgments that illuminate the association between the independent variables (factors) and the dependent variables (outcome) and acts as a connection between the research heading, the objectives, the study methodology and the literature review (Strauss, 1998). Situational, individual, psychological and social factors are assumed to have an influence in determining one's propensity to participate in street crime. The dependent variables were the outcomes of street robberies to the city populations such as insecurity, violence and victimization. Intervening variables are those strategies adopted by various stakeholders in the society to reduce street robberies which include: police patrols; street lights, CCTV installations, community policing and redesigning of CRAVED items. Figure 5 illustrates the conceptual framework of study showing the affiliation between independent and dependent variables.

Figure 5: Conceptual Framework



Source: Author



## CHAPTER THREE: RESEARCH METHODOLOGY

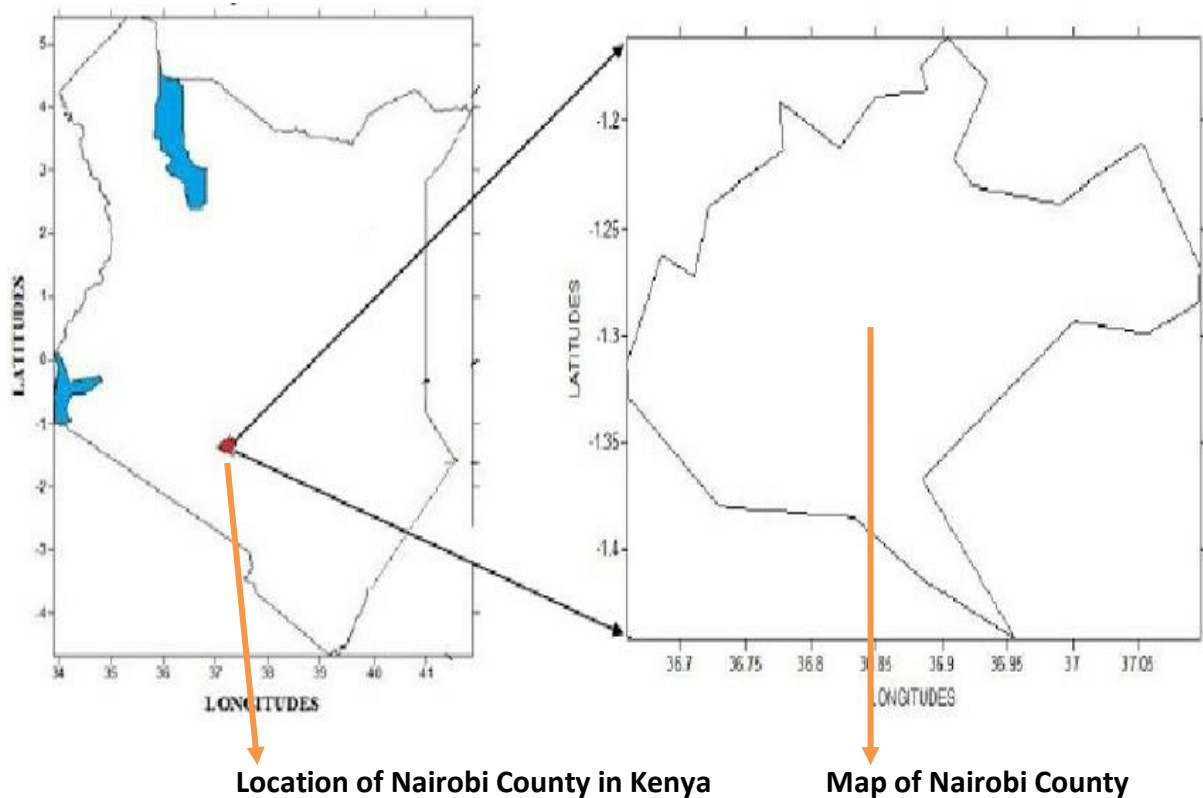
### 3.0 Introduction

This chapter reflects on the approaches, the tools and mechanisms that will be utilized to conduct the study. The success or failure and the reliability or assurance on the outcomes of this research process is influenced largely by the methods, techniques, tools and the instruments.

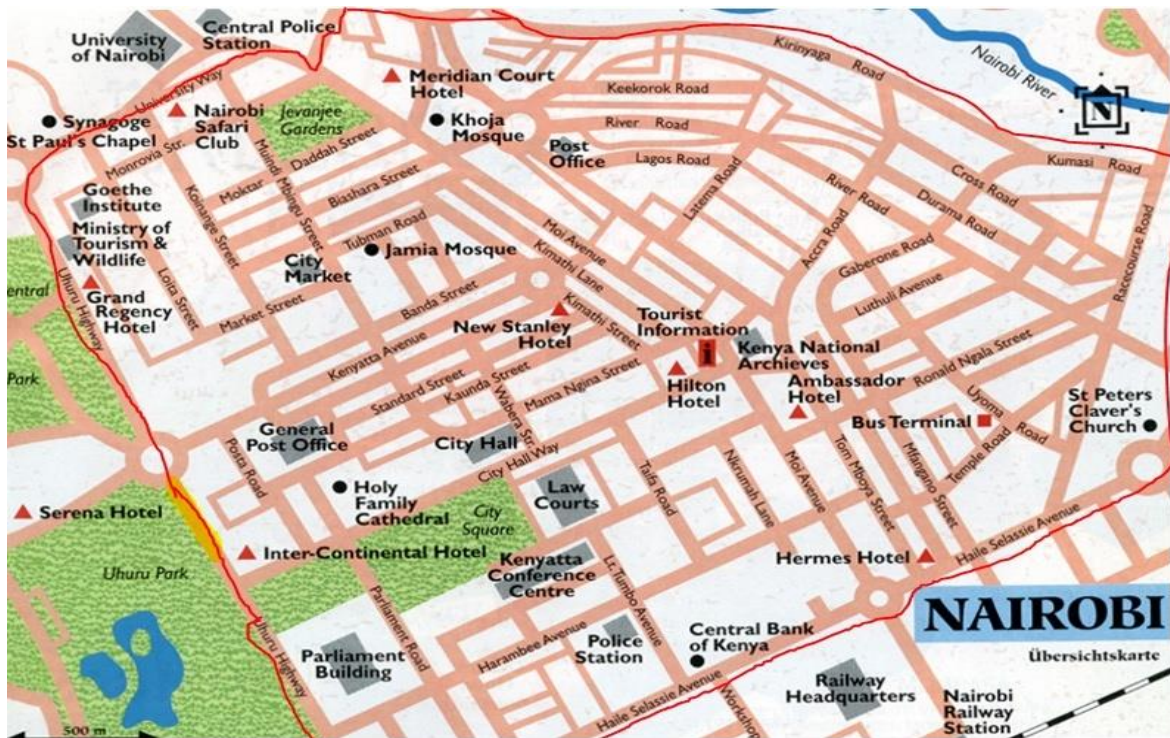
### 3.1 Description of Site

#### 3.1.1 Geography

The study was conducted in the CBD of Nairobi City. The study area is the capital city of Kenya with GPS coordinates of  $1.2921^{\circ}$  S and  $36.8219^{\circ}$  E and an altitude of 1680 meters above sea level. According to the Kenya National Adolescent and Youth survey of 2015, the City has a total area of 696 square kilometers. Below are maps of Kenya showing Nairobi City County and the map of Nairobi City Central Business District (Location of study).



Map 1: Kenya (left) showing Nairobi City County (right), source. Google maps.



Map 2: Nairobi City Central Business District (location of study), source. Google maps

### 3.1.2 Population Size and Structure

According to the Kenya Bureau of statistics (2009) the city has 3,138,369 inhabitants. Of this population, 605,230 are males and 1,533,139 are females. The Kenya Population and Housing census of 2009 projected the population to rise 4,333,186 in 2030 and 4,897,592 in 2050. The ratio of the population under the age of 15 years is 30.3 percent whereas the proportion of the population aged above 64 is 1.1 percent (KNBS, 2009). Most of the people are from the rural areas that come to Nairobi to look for employment which has subsequently led to overcrowding and overstretching of available resources and sorts of various crimes as a survival tactic.

### 3.1.3 Economic System

The economic sector of the city is vibrant within the East Africa Community. As mentioned, Nairobi is the capital city of Kenya and among the biggest eight economies in Africa (World Bank report, 2015). It is home to the Nairobi Securities Exchange (NSE), and also the regional headquarters to several international companies and organizations. The city is therefore an important hub for strengthening economic opportunities to persons in public and private sector

(UN-Habitat, 2012). According to the World Bank report of November 2015, Nairobi has a Gross Domestic Product of about 5.5 billion dollars which makes it competitive. Majority of the population is made up of young people employed in *Jua kali*, casual, and public sectors. However, inadequate capital and competitive business opportunities have been identified as some of the economic challenges facing many young people who want to venture into business (Adolescent youth survey, 2015).

### **3.1.4 Housing**

In terms of Housing, most wealthy Kenyans live in Nairobi but the majority of Nairobi residents are average and poor. According to National Housing Corporation report 2014, half of the population is estimated to live in slums which cover 6 percent of the city area. Urbanization, poor urban planning and lack of loans for the poor are the main cause for the growth of these slums (UN-Habitat, 2012). Many housing projects are being built in and around the city to accommodate the growing middle class. Most buildings within the CBD are purely for business purposes (National Housing Corporation, 2014)

### **3.1.5 Education System**

According to adolescent youth survey of Nairobi 2015, primary, secondary, and post-secondary enrolment stands at 78 percent, 53 percent, and 36 percent respectively. This means that there is a low primary to secondary to post-secondary transition rate.

### **3.1.6 Governance**

In terms of governance, Nairobi is the seat of the national government with most vital government installations. It is also the seat of the county government which runs and oversees all activities within the city under the administration of a governor. The area experiences crimes such as robberies, theft, obtaining by pretense, drug and substance abuse among other atrocities which are usually committed by young people (National Adolescent Youth Survey, 2015).The central police division and the county enforcement officers oversees the

enforcement of laws within the area. The rule of law is also active and courts are the main avenues for justice.

### **3.1.7 Climate**

According to Nairobi weather station statistics of 2017, the climate in Nairobi is warm. Due to its location (91 Km south of the equator and an altitude of 1680 meters above sea level) the area experiences a significant amount of rain throughout the year.

i) The temperature average for the year is 19.0 °C whose monthly averages varies by 4.0 °C.

The average rainfall is 869mm per year.

ii) The driest month is July with 14 mm of rainfall. Most precipitation is experienced in April with an average of 191 mm.

iii) The warmest month of the year is March with an average temperature of 20.7 °C whereas July has the lowest temperature with an average of 16.7 °C.

iv) The average annual relative humidity is 72.8% and average monthly relative humidity ranges from 64% in October to 79% in July.

v) The area receives an average of 7 hours of sunlight per day.

### **3.3 Research Design**

Grinell (1988) reflects on research design as a “logical plan that devices research techniques and offers proof for the expansion of knowledge”. This study adopted a descriptive research design which entails relating the behaviour of a subject devoid of manipulating it in any way. This design was chosen as it would help obtain pertinent information on the various aspects of the crime of street robbery namely; the characteristics of street robberies, timings and hotspots of street robberies, the perceived causes of street robbery, and existing strategies to address street robberies in the Nairobi city CBD and their effectiveness. A triangulated methodological method involving amalgamating quantitative and qualitative approaches was used. Quantitative information was obtained through social survey and qualitative information was provided by key informants. This is important as it provides for combination of strengths and weaknesses of

each method so as to enhance data validity. Observation was also adopted to find out the nature of the environment where street robberies are rampant, strategies and their effectiveness within the CBD and also involved sampling views from business operators and the law enforcement officers within the area of study.

Key informants who comprised of police officers, officials from National Crime Research Centre, and Nairobi city security officials were interviewed because their familiarity with the topic and area of study would help tap vital information on the subject matter. Secondary data was obtained from arrest and conviction records of criminals of robberies. They were provided by the public security agencies within the area of study.

### **3.3.1 Unit of Analysis**

According to Mugenda & Mugenda (2003), the unit of study is the entity whose social characteristics are the focus of the study. The same interpretation is held by Kothari (2004) that the unit of analysis is what a researcher pursues to understand. The unit of analysis of this study was the Nairobi City Central Business District in relation to the street robberies.

### **3.3.2 Units of Observation**

According to Mugenda & Mugenda (2003), a unit of observation is the object or entity from which one examines the features or gets the data that is vital in the research study. It is the unit described by the data that one analyses and it is the object about which information is collected. The units of observation in this study were the streets and victims of street robbery in the Nairobi City Central Business District.

### **3.4 Target Population**

According to Kothari (2004), a target populace is a well-defined set of individuals, events, components, or households that are being investigated. Mugenda and Mugenda (2003) also views target population as the population to which a researcher wants to generalize the results of his study. The primary population for this study were the male and female persons who had

been victims of street robbery in the area under study. The victims were obtained from police stations within the area of study.

### **3.5 Sampling Technique and Sample Size**

Sampling is a procedure by which a comparatively small number of specific objects or events are selected and examined with the aim of establishing something about the whole populace from which it is selected (Kothari, 2004). Three sample techniques were adopted in this study; simple random sampling, systematic sampling and purposive sampling. The first respondent was randomly selected from the record of 356 persons who had been victims of street robbery within the CBD for the last one year. Subsequent victims were systematically selected after every  $K^{\text{th}}$  value until the sample size was exhausted. The  $K^{\text{th}}$  value (3) was obtained by dividing the total number of victims (356) with the sample size of (107). The selected sample size(107) was 30% of the population. The selection of the desired sample was based on Mugenda and Mugenda (2013) who cited that when the study population is less than 10,000, a sample size of between 10%-30% is a good representation of the target population.

Purposive sampling was used to identify Key informants. With regard to key informants, 8 police officers, 4 national crime research centre officials, and 6 Nairobi city security officials were selected to participate in the study. The identified key informants were presumed to be familiar with the subject of study which will help tap vital and authentic information on the dynamics of street robberies in the area under study. The sample size of this study was 107 as shown in table 1.

Table 1: Sample size

	<b>Target Population</b>	<b>Sample Size</b>
1	Victims of street robberies	107
2	Police officers	12
3	Nairobi city security officials	10
4	National crime research centre officials	5

### **3.6.5 Sources of Data**

#### a) Primary source

Primary data was obtained from the respondents who were the victims of street robbery and the law enforcement officers within the area of study. Observation was also done in areas where street robberies were prevalent to establish reasons why they attract robbers and the extent of security installations within the CBD.

#### b) Secondary data

Secondary data was sourced from related publications by scholars, journals, open source media platforms like the internet, government publications, periodicals, research articles by security institutions and any related document that had information relevant to this topic. Information as to crime hotspots, strategies that have been put in place to prevent crimes, historical information as to background of the study and statistics of the crime was extracted from such documents.

### **3.6 Methods of Data Collection**

The study utilized both quantitative and qualitative methodologies in data collecting and analysis. The quantitative method that was utilized was survey while the qualitative method utilized key informant interviews.

### **3.6.1 Instruments of Data Collection**

#### **a) Questionnaire**

A questionnaire was administered to persons who had been victims of street robbery within the CBD. The questionnaire was designed using closed and open-ended questions and had five sections. The first section was to collect demographic information while the other sections were to collect information as per the study objectives. The use of questionnaires was utilized based on its ability to cut costs in relation to both time and money. Additionally, it was used since it assured the privacy of the respondents. Kothari (2004) sets that questionnaires give respondents plentiful time empowering them to give well-thought answers, other than prescribing the utilization of reciprocal strategies to uncover disparities in information accumulation that a solitary strategy cannot.

#### **b) Key Informant Guide**

Key informant guide was used on key informants. It contained a list of topics of discussion for in-depth interview and discussion with key informants. The key informants were selected based on their knowledge and familiarity with the topic of study and they included police officers, National Crime Research Centre officials and Nairobi City County *askaris*. This involved a one-on-one interview to elicit detailed answers. The guide was divided into five sections. Section one collected respondent data which was also optional. Section two to five systematically collected information as per the study objectives.

### **3.7 Validity and Reliability of Instruments**

Apart from my supervisor, an expert was consulted to peruse through the questionnaire items against the objectives of the study to establish their relevance. Again, the instruments were checked to ensure they produce accurate and credible results.

### **3.8 Data Analysis Techniques**

The data was classified, cleaned and coded to guarantee completeness and uniformity of responses and entered into Statistical Package for Social Science SPSS package for analysis.



The outcomes were described and presented using tables, figures, descriptive variables and percentages. Qualitative data obtained through interviews was analyzed and grouped together into themes to augment quantitative data.

### **3.9 Ethical Considerations.**

These are standards that the researcher sets so as to guide him and others carrying out the research so as to respect the rights and dignity of the subjects (Creswell, 2002). In order to achieve this, respondents' consent was sought before administering the questionnaires. They were also asked that participation was voluntary and on their own freewill without any coercion. The researcher also sought for consent from the police officers within selected stations to be allowed to gain access to police records so as to obtain information on victims of street robberies. The researcher also clarified the purpose of the study, why they were chosen to participate in the study and how they would not be exposed to any harm including psychological harm. The researcher guaranteed the respondents of confidentiality on the information given on the questionnaires and key interview guides and that the information given was not to be used for any other purpose other than education research.

## **CHAPTER FOUR: DATA ANALYSIS, PRESENTATION AND INTERPRETATIONS**

### **4.1 Introduction**

The chapter focuses on the presentation, analysis and interpretation of data gathered in the study using descriptive statistics. Tables, frequencies and percentages were used to explain the responses to the questionnaires. Conclusions and recommendations were made based on the analyzed data. This survey was carried out in Nairobi City CBD. A total of ninety four (94) respondents participated in this study.

### **4.2 Response Rate**

From the data collected, out of the 107 questionnaires issued, 94 were completely filled and reverted as shown in table 4.1. This represents 87.9% response rate. This response rate is considered good to make conclusions for the study. Mugenda & Mugenda (2003) saw that a 50% rate is sufficient, 60% good, and above 70% appraised great. This is in tandem with Bailey (2000) assertion that a response rate of half is sufficient, while a response rate more than 70% is very good.

The recorded high reaction was because of using a self-administered questionnaire where the respondents completed and these were picked soon after and made follow up calls to clear up inquiries as well as prompt the respondents to fill the questionnaires.

**Table 4.1: Response Rate**

<b>Instrument</b>	<b>Sample size</b>	<b>Number returned</b>	<b>Response rate (%)</b>
Respondent questionnaires	107	94	87.9

### **4.3 Demographic Data**

The research begin by an overall analysis on the demographic data got from the respondents which comprised; age, gender, level of education, employment status, economic activities, and their duration of stay in the study area.

### 4.3.1: Gender

Gender is used in reference to the socially created roles conduct, activities and traits which a particular society deliberates suitable for men and women. Consequently, gender variances play a projecting role in determining some issues. The Table 4.2 below presents the distribution of respondents by gender.

**Table 4.2: Gender of the Respondents**

	<b>Frequency(f)</b>	<b>Percentage (%)</b>
Male	25	26.6
Female	69	73.4
<b>Total</b>	<b>94</b>	<b>100.0</b>

The table indicates that 25 (26.6%) were male respondents, while 69 (73.4%) were female respondents. The high number of females as compared to men is due to the fact that there were a large number of females who had been victims of street robbery as compared to the number of males.

### 4.3.2: Age

Age is a very vital variable in swaying the demographic characteristics of the respondent. In Africa age is the most significant aspect defining the degree of rights and duty one holds or enjoys. The distribution of the respondents according to their ages is presented in Table 4.3.

**Table 4.3: Age of the Respondents**

	<b>Frequency(f)</b>	<b>Percentage (%)</b>
Below 18 yrs	3	3.2
18-25 yrs	12	12.7
26-35 yrs	28	29.8
36-45 yrs	21	22.3
46-55 yrs	15	16.0
55-65 yrs	9	9.6
over 65	6	6.4
<b>Total</b>	<b>94</b>	<b>100.0</b>

From the study, all age groups were fairly distributed with the highest age group of 26-35 years at 28(29.8%), 21 (22.3%) were between the age of 36-45 years, 15 (16.0%) were between the age of 46-55 years, 12 (12.7%) were between the age of 18-25 years, 9 (9.6%) were between the age of 55-65 years, 6 (6.4%) were above 65 years of age and the least age group of below 18 years at 3 (3.2%). This means that they would be able to relate well the subject being discussed in terms of street robberies, victimization, safety and justice.

### 4.3.3 Education

The level of education of an individual defines his/her ability to comprehend and understand the dynamics of street robbery and also able to understand the tool of data collection hence has high possibility of giving accurate answers. Education enhances the capacity of a person to analytically reason and comprehend issues. The education rank of the respondents is reflected in table 4.4 below;

**Table 4.4: Respondent’s Level of Education**

	<b>Frequency(f)</b>	<b>Percentage (%)</b>
Masters	4	4.2
Bachelors	31	33.0
Diploma	28	29.8
Secondary	25	26.6
Primary	6	6.4
<b>Total</b>	<b>94</b>	<b>100.0</b>

From the study, majority of the respondents 31 (33.0%) had a bachelor’s degree followed by 28 (29.8%) who had a diploma, 25 (26.6%) had a secondary level of education, 6 (6.4%) had attained primary education and the least of the respondents had masters 4 (4.2%). This clearly indicates that the data were collected from informed persons hence it is more reliable.

#### 4.3.4 Source of Income

This is how an individual get to finance his/her daily activities or it is a way at which a person is legally earning a living. The table 4.5 below shows the source of income of the respondents.

**Table 4.5: Respondents Source of Income**

	Frequency(f)	Percentage (%)
Employment	52	55.3
Self-employment	33	35.1
Unemployed	9	9.6
<b>Total</b>	<b>94</b>	<b>100.0</b>

In terms of source of livelihood, majority 52 (55.3%) of the respondents were employed, 33 (35.1%) were self-employed while 9 (9.6%) were not employed as shown in table 4.5.

#### 4.3.5: Period within the Area

The longer the period a person stays in an area, the more he/she get familiar with the area and get to know what happens in that area. The table 4.6 below shows the duration at which the respondents have been in the area.

**4.6: Respondent's Period within the Area**

Age group years	Frequency(f)	Percentage (%)
0-1 yrs	9	9.6
2-5 yrs	26	27.7
6-10 yrs	38	40.4
10-20 yrs	17	18.1
over 20years	4	4.2
<b>Total</b>	<b>94</b>	<b>100.0</b>

When the respondents were asked on the period they have been within the area of study, most of them 38 (40.4%) said they have been for a period of between 6-10 years, 26 (27.7%) for a period of 2-5 years, 17 (18.1%) for a period of 10-20 years, 9 (9.6%) for a period of below one

year and only 4 (4.2%) have been in the area for a period of 20 years and above. From the study, most of the respondents have been in the area long enough to understand the dynamics of street robberies.

#### 4.3.6: Frequency of visiting CBD

The more frequent you visit a place, the more familiar you become with it. The table 4.7 shows the frequency the respondents have been visiting the CBD.

**Table 4.7: Frequency at which Respondents Visits CBD**

	Frequency(f)	Percentage (%)
Everyday	56	60.0
Twice in a week	15	16.0
Thrice in a week	20	21.0
<b>Total</b>	<b>94</b>	<b>100.0</b>

From the table 4.7 majority of the respondents 56 (60.0%) have been visiting Nairobi CBD every day followed by 20 (21.0%) who visits the CBD at least thrice a week, while the remaining 15 (16%) visits the area at least twice a week. This clearly shows that the data was collected from the people who were familiar with the area hence the data is more reliable.

#### 4.4 Objective One: Characteristics of Street Robberies in Nairobi CBD

Street robberies are found to be more devious and occur in a more open and less foreseeable settings when compared to commercial or other types of robberies. Street robbers do participate in decision making processes before engaging their preferred victim (Cohen & Felson, 2009). This study sought to identify the characteristic of street robberies within Nairobi City CBD.

#### 4.4.1: Age of the Offenders

**Table 4.8 Ages of the Offenders**

	<b>Frequency(f)</b>	<b>Percentage (%)</b>
Young	31	33.0
Middle age	55	58.5
Mixture	8	8.5
<b>Total</b>	<b>94</b>	<b>100.0</b>

When the respondents were asked to identify the age of their attackers, majority 55 (58.5%) of the respondents indicated that most of the offenders were middle aged people between the age of 20-30 years, while 31 (33.0%) said that they were young people aged below 20 years, while the remaining 8 (8.5%) said that they were attacked by a mixture of young and middle aged offenders. This concurred with the information from key informants. Notably, one of the middle aged male key informants who has conducted several investigations and operations within Nairobi CBD said that,

*“Offenders who carryout these street robberies within the CBD are mostly young and middle aged persons between the ages of 17-30 years. The many cases that have been reported in this station and I have investigated have had to do with victims reporting that the offenders were of youthful age who can run and hide after robbing their victims”.*

In addition, a middle aged female victim along Luthuli Avenue said that,

*“I was attacked by a group of youths mostly comprising of young boys along Luthuli avenue-Mfangano street junction when I was just about to cross the road and the perpetrators managed to run away with my phone and bag without any help.”*

This was in tally with the information retrieved from the police records whereby most victims reported being attacked and robbed by young offenders who were not known to them. The findings are supported by UN Habitat (2012) report which indicated that most of the offenders in urbanizing areas are of the youthful age between 17-30 years. This is also amplified by the findings of Tompson (2010) who established that most robberies are committed by middle

aged persons due to the involvement of force and intimidation by the offenders who are mostly young and energetic.

This implies that street robberies are mostly committed by youths who lack a means of survival due to lack of employment opportunities. Some of them end up being street children adding to the problem of street robbery.

#### 4.4.2: Gender of the Offenders

**Table 4.9: Gender of the Offenders**

	<b>Frequency(f)</b>	<b>Percentage (%)</b>
Male	81	86.2
Mixture	13	13.8
<b>Total</b>	<b>94</b>	<b>100.0</b>

The respondents revealed that majority 81 (86.2%) of the offenders were males, while 13 (13.8%) were a mixture of males and females. These results concurred with the information got from key informants within the area of study who indicated that majority of their offenders were males. A middle aged key informant upon interview revealed that,

*“Most of these street robberies are mostly perpetrated by young males who also form majority of the street children. Most female offenders commit their crimes in bars and party clubs by drugging their victims before robbing them. However, at times smart criminals recruit beautiful young ladies in order to lure their victims, to carry weapons or to act as spies because they can be rarely suspected”.*

This clearly indicates that street robberies though a male dominated crime, sometimes they work in mixture to confuse the public and police officers since most people rarely suspect females. This is in line with Lejeune (1977), who found that street robbery is usually done in public and semi-public places by young and unskilled predators. Key informants further elucidated that female offenders are mostly involved in carrying weapons or the stolen items since they are not easily suspected. According to Okere (2012) females are usually indirectly involved in the scene of any crime. Their major roles are to locate suitable victims and inform



their male accomplices who then directly engage the victims and that explains the reason as to why victims report to have been attacked by males than females.

#### 4.4.3 Gender of the Victims

	Frequency(f)	Percentage (%)
Male	25	26.6
Female	69	73.4
<b>Total</b>	<b>94</b>	<b>100.0</b>

The study found that robbers do not target a specific gender. However, many females 69(73.4.0%) have been victims of street robberies as compared to males 25 (26.6%). Key informants attributed this variation to the fact that females were considered to be physically weak, timid, and less likely to confront the robber. Therefore, a rational street robber will target a female as compared to a male due to the high likelihood that the robbery will be successful without much strain and struggle.

Key informants also noted that men are less likely to be in possession of “hot products” since they rarely carry these valuable items while in town as compared to females who are mostly seen with handbags carrying valuable items. In addition, key informants also noted that men were keen of their surrounding while walking and avoided hotspot areas as compared to ladies.

A middle aged female who works within the CBD said that,

*“I went to check on the price of a laptop charger in the late evening in Kirinyaga Street and on my way back I encountered a group of three young men who walked besides me for a few minutes and when we passed through a less congested and darker lane, one of them grabbed and ran with my bag as the other two threatened to kill me if I raised an alarm. I reported the incident to the police but I have never recovered any of my stolen items”.*

This concurred with the information got from key informants who testified that as long as you are walking in an unsafe street and oblivious of what is happening around regardless of your gender certainly you will be a suitable victim to a potential offender and you will be robbed off any valuable property you have. This is also in agreement with Cohen and Felson (2009)

concept on routine activities theory that indicates the presence of three components within time and space for crime to happen, that is; an appropriate victim, potential offender and lack of a proficient guardian. This clearly indicates that street robbers do not target any specific gender but look for a soft target depending on his or her vulnerability.

#### 4.4.4 Robberies in the CBD

**Table 4.10: Number of times you have been a victim of street robbery in the last 2 years.**

	Frequency(f)	Percentage (%)
Once	68	72.4
Twice	21	22.3
Thrice	5	5.3
<b>Total</b>	<b>94</b>	<b>100.0</b>

This study also sought to gain insight into the rate at which the respondents had been victims to street robbery. Majority of the respondents 68 (72.4%) had been robbed once within the CBD, 21 (22.3%) said they had been street robbed twice while the remaining 5 (5.3%) said they had been street robbed twice. As was testified by one of the male victims who was also an employee of one of the electronic shop along Tom Mboya Street who said,

*“A day cannot pass without witnessing at least a single robbery in this area. Though I am familiar with the area, I have been a victim of street robbery in this area almost twice in the last one year”*

Another middle aged female respondent who travels to the city daily and works within the CBD also asserted that,

*“I have lost several items including money, phones and purse within the CBD to the street robbers some who pretend to offer help only to realize later that they were robbers. Nowadays I don’t use certain streets since I consider them not to be safe anymore. I fear getting robbed the second time and therefore I have to be extra cautious while walking within the city.”*

The findings implies that majority of the people who frequents the Central Business District have fallen victims of street robberies as manifested by the high victimization rates in table

4.10. The findings concurred with a victimization survey carried out in Nairobi Central Business District and neighboring areas by the United Nations Human Settlements Programme (2012) which concluded that victimization rates are greater in urban settings than rural areas due to a myriad of factors.

#### 4.4.5 Methods used to Carry Out Street Robberies

**Table 4.11: Methods used to carry out street robberies**

	Frequency	Percentage
Guns/pistol	27	28.7
Knives/crude weapon	32	34.1
Snatching	35	37.2
<b>Total</b>	<b>94</b>	<b>100</b>

The study sought to understand the various methods used by street robbers to commit crimes as shown in table 4.11. Most of the victims were threatened by weapons such as pistols/guns, blunt objects, and knives while others would be distracted and their belongings snatched away. Most 35 (37.2%) of the respondents indicated that robbers preferred snatching valuable items from their victims and thereafter run away whereas 32 (34.1%) of the respondents indicated that robbers used knives/crude weapons to confront and intimidate their victims before robbing them. The remaining 27 (28.7%) indicated that robbers used guns/pistols in extreme cases to intimidate and scare their victims before robbing them. Key informants complimented the findings by opining that most robbers use dangerous weapons in orchestrating their crimes just in case the victim retreats. They also attributed the high cases of snatching to the distraction and congestion experienced mostly in crowded streets and bus stages since the offenders took advantage of human traffic to disappear into the crowd.

A male key informant with more than four years security and investigations experience within the area of study asserted that,

*“Many of these street robbers rarely approach their target without any weapon which they have either improvised in such a way so as to scare and intimidate their victims. Most victims report to have been accosted by robbers who were armed with various weapons like small knives, pistols and some even use toys to scare the targets. Some robbers prefer snatching bags and phones from victims and then disappear into the crowd mostly at bus stops when there is heavy traffic of people. The robbers are likely to use pistols mostly in cases where the public might have an interest of intervening or there are security officers within the scene of the crimes so as to cause fear and confusion”.*

The use of firearms is due to the fact that there is high proliferation of firearms and small weapons among the criminals who use such weapons to terrorize innocent people and commit serious crimes (Wright *et al*, 2006). One of the young female victims who had lost his money and an iPhone within Muthurwa market stated that,

*“I was reluctant to give my expensive iPhone worth Kshs.80,000 to the criminals who cornered me in the evening hours within Muthurwa market until one of them placed a pistol on my forehead daring me to part with whatever they wanted or else they would release the trigger. They also checked my pockets and took about Kshs. 3,000 since I was so terrified to retreat as my life would be cut short by the seemingly daring accosters”.*

The implication is that proliferation of small arms and light weapons among the criminals is one of the threats to national security. The use of small arms as indicated by respondents at 28.7% is a clear indication that there is proliferation of small arms and light weapons among the criminals who uses them to orchestrate street robberies and other serious crimes. This is reinforced by the discoveries of Wepundi *et al* (2012) who postulated that there may be about 580,000-680,000 firearms in the hands of civilians nationally. In addition, urban settings like Nairobi, Eldoret, Mombasa, Thika and Kisumu have also suffered a lot from the illegal trade in small arms (Muchai, 2005, pp. 17-19). The findings are also in tandem with the literature that weapons were preferred by street robbers as victims claimed they were scared once the robbers showed them off as this would make them easily surrender all their belongings to the robbers without retreat and that knives were the utmost preferred weapon of when preparing a street robbery (Barker *et al.*, 1993).

#### 4.4.6 Items Robbed from Victims

**Table 4.12 Items/properties robbed off.**

<b>Item/property</b>	<b>Frequency(f)</b>	<b>Percentage (%)</b>
Mobile phones	82	87.2
Bag/purse	68	72.3
Money	59	62.8
Laptops	25	26.6
Others	7	7.4

The study established that robbers were various items that street robbers targeted from their suitable victims. Majority 87.2% of the robbers targeted mobile phones, 72.3% purses and bags, 62.8% money, 26.6% laptops. Other items 7.4% include jewelry, ATM cards, and watches. From the study, these items were targeted because they are seemingly portable, have ready markets and are easy to access in terms of where they are placed. According to a middle aged, male, senior police officer,

*“Most of the victims report to have lost valuables such as electronics (mobile phones, laptops), money and bags. The most common character among the stolen items is that they are portable, valuable and can be easily resold for cash”.*

Key informants also stated that robbers usually target the following items: cash, mobile phones, laptops, wallets, jewelry and any portable and valuable item that can easily be resold for cash. These outcomes are also related to Tompson (2010) who stated that street robbers incline to take particular items during a robbery like cash, purses, wallets, and electronics in general. This is because these items have CRAVED (concealable, removable, available, valuable enjoyable and disposable) characteristics and hence considered hot products. This implies that robbers will always have high affinity to products that are highly valuable, portable, concealable, attractive and easily disposable as compared to low value, unattractive, immobile/heavy, and non-disposable items and this explains why street robbers always targets items identified in table 4.12.

#### 4.4.7 Satisfaction of Actions Taken by Police after Reporting

The study also sought to understand whether the respondents were satisfied or not satisfied with the actions taken by police in order to get back the items robbed from them or get the perpetrators arrested as shown in table below.

**Table 4.13 Satisfaction of actions taken by police.**

	<b>Frequency(f)</b>	<b>Percentage (%)</b>
Satisfied	31	33.0
Not satisfied	63	67.0
<b>Total</b>	<b>94</b>	<b>100</b>

When the respondents were asked of their satisfaction with actions taken by police after reporting their victimization, about a third 33% said that they were satisfied while the remaining majority 67% lamented that they were not satisfied with the actions taken by police. Those who were satisfied said that police investigated the incident which led to recovery of some of the stolen items and arrest of the perpetrators. This was in tandem with most of the key informants. A middle aged police officer in one of the police stations said that,

*“We seriously take any crime incident that is reported to us. As soon as a report is made, we start investigations without any delay. Where mobile phones are stolen, we do tracking to establish who is using the phone and this usually take time before we arrest the offender who we then take to court and inform the victim afterwards to collect the phone(s) and other items that might have been stolen from the victim based on his/her initial OB report”.*

The majority who were not satisfied attributed to their dissatisfaction by saying that the police had done nothing or any progress to establish the perpetrators and arrest them. One of the middle aged female respondents who operates a shop within the CBD lamented that,

*“After being robbed of my purse which contained therein money, phone, ID card and ATMS (totaling kshs.38, 000) within archives area, I reported the incident to central police station after which I recorded a statement and given a small paper having the OB number and I was promised that they will do*

*investigations. I have tried to make constant follow ups but there has never been any positive response from them until now and I feel tired of making the follow ups”.*

One of the senior police officers with more than six years of experience within the area refuted the claims by the respondents saying,

*“As police officers who have the mandate of ensuring peace within our areas, we always investigate any incident reported to us and in this regard we have successfully arrested most of these criminals. However, it is difficult for us to execute an arrest in instances where the victim does not give full details of the robbery like identity, name, time and location of the crime. To fill this gap, we have intensified patrols within areas of our jurisdiction to curb such incidents”.*

These findings generally imply that there is need for law enforcement officers to strengthen their approaches so as to enhance effectiveness and precision towards preventing street crimes. Improved policing will therefore result to decreased victimization through a reduction in street crimes. This will foster trust between the police and members of public. This is informed by Gatez (2004) who opined that increased crime rates, inadequate police investigations, and intimidation by police are some of the reasons that discourages members of public from reporting their victimization which negatively affects the fight against street robberies and any other criminal activities. Key informants also agreed that victims of street robbery should be support police efforts towards street crime prevention by giving accurate information to aid arrest of suspects.

#### **4.5 Objective Two: Hotspots and Timings for Street Robberies in the CBD**

Just like other major cities in the world recurrent robbery settings include parking lots and garages, playgrounds, parks, pitches, and zones near public transportation (Tompson, 2010). Street robberies linked with public transportation are more widespread in zones like larger cities, where its disposal and use are shared. The study sought to identify areas that are hotspots for street robberies and their frequencies as shown in table 4.14

#### 4.5.1 Hotspot Areas

**Table 4.14: Street robbery hotspots**

<b>Hotspots</b>	<b>Frequency(f)</b>	<b>Percentage (%)</b>
Muthurwa	67	71.3
Kirinyaga road	63	67.0
Country bus station	63	67.0
Bus stages	60	63.8
Accra road	58	61.7
Tom Mboya street	56	59.6
River road	51	54.3
Kenya archives	47	50.0
Railway station	37	39.4
Ladhies road	31	33.0
Luthuli avenue	21	22.3
Other areas	11	11.7

When respondents were asked of areas that were considered hotspots including where they had been robbed, majority (71.3%) indicated Muthurwa, followed by (67.0%) who indicated both Kirinyaga road and Country bus station, (63.8%) indicated most bus stages within the CBD, 61.7% indicated Accra road, (59.6%) indicated Tom Mboya street, (54.3%) indicated river road, (50.0%) indicated areas around Kenya archives, 39.4% indicated railway station, (33.0%) indicated Ladhies road, (22.3%) indicated Luthuli avenue, while (11.7%) identified other areas including lonely lanes mostly in down town areas. This means that one is more likely to be a victim of a crime in hotspot areas with highest frequency (Muthurwa) as compared to hotspot areas with lowest frequency (Luthuli Avenue).

Key informants also identified the following places as hotspots; Kirinyaga road, Accra road, Tom Mboya Street, Luthuli avenue, National archives, most lanes and bus stops that are prone congestion during rush hours. According to one of the aged male key informants from the city county security department;



*“The lower part of the CBD is generally unsafe as compared to the upper part of the CBD. Most victims report to have been robbed along Tom Mboya street, Accra and River road street and most bus stops during peak hours”.*

This was further complimented by a middle aged male victim who travels to the CBD at least thrice a week who said,

*“I was attacked by a group of two young men at the Junction of Luthuli avenue and Tom Mboya street when I was just about to cross the road and one of them snatched my bag and ran away with it.”*

The finding that the lower part of the CBD was generally unsafe is in conformity to that of Okere (2012) who established that down town areas such as fire station, Tom Mboya street, national archives, railway roundabout, globe cinema and Kirinyaga road as being generally unsafe. Key informants from the selected police stations also pointed out that down town areas of the CBD are unsafe since most of the street robbery victims reported to have been robbed in those areas.

#### **4.5.2 Timings for Street Robberies**

The study also endeavored to find out the times that persons were mostly robbed off their possessions and the respondents gave their opinions as shown in table 4.15.

**Table 4.15: Unsafe time**

	<b>Frequency(f)</b>	<b>Percentage (%)</b>
Night	68	72.3
Day	52	55.3
All times	50	53.2

Most respondents (72.3%) indicated that they felt unsafe in CBD at night than any other time, (55.3%) felt unsafe during the day while (53.2%) felt unsafe at all times while in town especially in the mentioned streets. In addition, police records indicated that most street robberies occurs during early morning and late evening hours when many people are travelling home. According to the respondents, the high congestion experienced during late evening and

night hours creates a conducive environment for street robberies to occur with minimum risk of detection. A senior female police officer who have worked within the area for almost one year stated that,

*“There is no specific time I can point out that one is safe while in the CBD especially in the down town areas. One has to be to be alert all the time. You don’t know when they can rob you, but most of the robberies do happen at night, late evening and early hours of the morning since they mostly target congested areas such as bus stops and areas prone to both human and vehicle traffic within the CBD”.*

Another young female victim who is a student in one of the colleges within the city also complimented earlier reports by stating that,

*“It was in the evening hours about 1900 hours and I was on a queue waiting for the next Matatu and as I was about to enter, there was commotion at the entrance and suddenly my bag was snatched without noticing. I did report to the police the following day but I have never got any response from them until now”.*

This clearly implies that street robberies occur when enthused offenders meet fit victims in a setting that simplifies robbery (Cohen & Felson, 2009). The study also sought the reason as to why the respondents felt unsafe at the identified time. Majority felt unsafe at the identified time generally due to inadequate guardianship, congestion and availability of escape routes. It was assessed that these reasons provided an absolute opportunity which encouraged a motivated street robber to attack the suitable victim due to low risk of detection and arrest. These assertions concurs with Tompson (2010) who attributed the high rates of urban crimes to high human and vehicle traffic experienced in such environments. To her, a potential criminal will commit a crime in such an area due to low chances of detection which in essence makes crime rewarding (Tompson, 2010).

#### **4.6 Objective Three: Perceived Factors Encouraging Street Robberies**

The study also sought to understand the perceived causes or factors that encouraged street robberies within Nairobi CBD. Findings from sample respondents revealed that there were different factors which encouraged street robberies as shown in table 4.14;

**Table 4.14: Perceived factors encouraging street robbery in the CBD**

Perceived factors	Frequency(f)	Percentage (%)
Unemployment.	86	91.5
Street congestion.	83	88.3
Inadequate CCTV and street lights.	66	70.2
Inadequate police visibility.	55	58.5
Poor urban planning.	42	44.7
Proliferation of illegal small arms and light weapons.	38	40.4
Street children.	23	24.5
Corruption among security officers.	18	19.1

From the respondents, unemployment was the main (91.5%) factor perceived to encourage street robberies within the CBD. Other factors that were established to encourage street robberies included; street congestion (88.3%), inadequate CCTV & street lights (70.2%), inadequate police visibility (58.5%), poor urban planning (44.7%), proliferation of illegal small arms and light weapons (40.4%), street children (24.5%). Corruption among police officers (19.1%) was reported the least factor contributing to street robbery.

#### **4.6.1 Unemployment**

According to respondents the majority (91.5%) perceived that unemployment was one of the main factors which encouraged the crime of street robberies in the CBD. The findings corroborated with information which disclosed that majority of those engaging in street robbery were mostly unemployed youths (Tilley, 2005). In addition, there is no doubt that unemployment, especially among young people, is a major factor which contributes significantly to increase in cases of crime (WHO, 2004a).

Key informants also echoed respondent's opinions. A male officer based at the National Crime and Research Centre had this to say,

*“The major factor that is influencing street robbery in urban areas especially the CBD of Nairobi is unemployment and poverty among the youths. Most of*

*these destitute youths will at some point resort to rob victims their properties which they later resale to known clients for money to support their basic needs and drug abuse behaviors.”*

From this finding, it is explicitly clear that in order to develop measures to effectively and efficiently deal with street robbery and other crimes within the CBD and other urban setups experiencing the same problem, the government and relevant stakeholders should come up with programmes that are directed towards youth empowerment and addressing increasing poverty levels within communities.

#### **4.6.2 Street Congestion.**

Congestion of streets within the CBD was cited by most (88.3%) of the respondents. As revealed by respondents, high traffic of the streets and bus stops (both human and vehicle) was mostly experienced during the morning hours (0600-0900) and evening hours (1800 hrs-2100) when majority of the people were travelling to the town or away from town. However most of the street robberies as reported by police and victims were orchestrated during the evening dark hours as criminals took advantage of the congestion and other factors like poor lighting to attack victims at hotspot areas. A female senior security officer who works within the area observed that,

*“Many people who have been victims of street crimes happen to have been robbed at areas and streets that I am well versed with. This includes bus stages and some major streets. A common denominator on these places is that they are always busy and very congested almost all times of the day with people and vehicles. Criminals always take advantage of the situation by robbing victims their items and running away to nearby hideouts as the victim or persons nearby will not easily detect the real suspect and raise alarm.”*

The findings imply that addressing the problem of congestion within the CBD will increase crime risks and reduce criminal opportunities that encourage street robberies and other crimes. This is coherent with Deakin et al (2007) who observed that implementing decongestion measure in urban areas would help reduce crimes.

#### **4.6.3 Inadequate CCTV Coverage and Street Lights.**

The findings reported by 70.2% of the respondents opined that inadequate CCTV and street lights also encouraged street robberies in the CBD. They noted the presence of security lights and CCTVs but lamented they were not enough to ensure full surveillance especially on areas that were identified as hotspots (pp 52). Inadequate CCTVs and street lights mean that there are many blind spots and dark spots where robbers commit their crimes undetected. Key informants within the area also agreed to this as one aged male security officials observed that,

*“The CBD mostly starting from Tom Mboya street downwards is inadequately covered by security cameras and street lights. Adding to the problem is that there are CCTV cameras and street lights that are installed but are not functioning as they have been tampered with. This means that there are many blind spots and criminals will commit their crimes in such areas without detected by the surveillance teams at the control observation rooms.”*

Another female official from the county security department also noted that,

*“Smart street criminals will always commit crimes in places that they are likely to remain undetected by CCTVs. There are areas within the CBD that are blind spots and attract street crimes due to lack and inadequate CCTVs and lights.”*

#### **4.6.4 Inadequate Police Visibility.**

Slightly more than half (58.5%) of the respondents perceived that inadequate police visibility was among the factors that contributed to street robbery within the CBD this observation is in tandem with Cohen & Felson (2009) who demonstrated that a crime will occur in convergence of suitable target, potential offender and absence of guardian (police officer).

An official from the national crime research centre observed that,

*“I think one of the reasons most people are robbed mostly at night is because most law enforcement officers in charge of the area are not conducting patrols at night as compared to during the day. This gives a prime opportunity for offenders to engage their victims as they are likely to rob and escape without getting caught.”*

Another female victim aged between 55-65 years who works within the CBD said,

*“I rarely see police on the streets at night except for their vehicles. I think lack of foot patrols by the police within the CBD especially at night has encouraged robbers to steal from victims as they are less likely to get caught.”*

This means that inadequate police patrols by law enforcement officers from the county and national government more especially at night is likely to cause an escalation of street crimes as opportunities for committing crimes are high coupled with low risks and high rewards. Therefore there is need to address the problem of low police visibility so as to discourage street robbers by increasing their risk of engaging in crime.

#### **4.6.5 Poor Urban Planning.**

According to less than half (44.7%) of study participants, street robbery was attributed to poor planning and spacing of physical infrastructures like roads and buildings within the CBD. These provided avenues for street robbery as the environment provided many unmanned hideouts and escape routes which provided street robbers with an opportunity to easily escape their scenes of robbery as also confirmed by key informants. A female security officer based at the CBD noted that,

*“Sometimes these streets are hard to maneuver. Some lanes are inaccessible and the surrounding houses are closely spaced and congested. This offers little chances of arresting escaping criminals as the environment offers opportunistic hideouts and escape routes.”*

This finding is affirmative with a study by Shikuku (2018) that looked into the influence of physical environment on crime in Nairobi County and the study established that housing plan encourages robbery and other crimes. This means that there is a close association between physical planning of urban environment and crime and thus, urban planning of physical infrastructures could influence criminal activities to occur.

#### **4.6.6 Proliferation of Illegal Small Arms and Light Weapons.**

The findings from 40.4% of the study participants showed that proliferation of illegal arms and light weapons among criminals encouraged street robberies. This is also confirmed by 28.7%

and 34.1% of the respondents who were attacked by firearms and light weapons respectfully.

A senior male officer from the National Crime Research Centre with vast experience said that,

*“Street robbers have shown tendencies to commit their crimes by using weapons mostly pocket knives, and small firearms (toys and real) so as to intimidate and overpower victims who may show signs of retreating and fighting back. This is to facilitate fast commission of the crime and escape as the crime is highly risky and attract serious punishment.”*

The findings are related to those of Wepundi *et al* (2012) who postulated that there are about 580,000-680,000 firearms in the hands of civilians nationally. In addition, urban settings like Nairobi, Eldoret, Mombasa, Thika and Kisumu have also suffered a lot from the illegal trade in small arms (Muchai, 2005, pp. 17-19). This implies that weapons and firearms were preferred by street robbers to orchestrate street crimes so as to easily intimidate and manipulate their victims. Developing policies and measures to mitigate the challenge of small arms and light weapons will greatly help in curbing robberies and other violent crimes.

#### **4.6.7 Street Children.**

The problem of street children was perceived by 24.5% of the respondents as among the factors encouraging street robberies in the CBD. This finding is related to the study by Nzisa (2011) that looked into street children and insecurity in Nairobi CBD and the findings revealed that street families preferred committing robberies in certain streets namely Kirinyaga road and Tom Mboya street as these areas were perceived to be away from law enforcement agents. The findings were also complimented by a number of key informants. A middle aged male officer from the Nairobi county security department stated that,

*“Nowadays some of these robberies are committed by street families. Abandoned street children especially at the areas of National archives and behind Tom Mboya street pose a great security threat especially during the late evening hours. They demand for cash from pedestrians to sustain their lifestyle of drug abuse and if you refuse, they will either rob you in their gang groups or physically injure you”.*

This implies that addressing the problem of street children within the CBD through rehabilitation programs and reuniting them with their families will help to reduce crime levels experienced in the area as revealed by some of the key informants.

#### **4.6.8 Corruption among Security Officers.**

A few sample respondents (19.1%) attested that street robbers may be encouraged to commit crimes when the law enforcement officers within the jurisdictions fail to effectively and efficiently respond to street robberies and other crimes. Key informants also opined that some rogue law enforcement officers collude with criminals for financial gains. The impact is that they get compromised and crimes are likely to escalate. One of the middle aged female victims who had been robbed at Haile Selassie- Ladhies road roundabout said that,

*“I was robbed in the evening hours by a young man who ran and disappeared into the crowd. There were some traffic police officers around and I tried to raise an alarm but they seemed busy directing traffic. They did not do anything at all and some sympathizers who witnessed the incident told me that the police cannot help because they get paid by the same criminals.”*

The findings therefore imply that corruption among law enforcement officers within the CBD is likely to cause an escalation of street crimes as it hinders efforts to fight crimes to a larger extent.

#### **4.7 Objective Four: Strategies of Combating Street Robbery and their Effectiveness.**

This study sought to understand the strategies put in place to address street robberies within Nairobi CBD and how effective they were. Respondents were asked information on; organizations dealing with street robbery, strategies that are already in place to address the problem of street robbery and their effectiveness, and opinions on the best way to address street robberies in the CBD.



#### 4.7.1 Organizations dealing with Street Robbery.

The study found out majority (93.0%) of the study participants were aware of some organizations that exist to address the problem of street robberies in the CBD. The organizations identified by those who were aware of them are shown in table 4.15 below.

**Table 4.15: Organizations dealing with Street Robbery in the CBD.**

<b>Organizations</b>	<b>Frequency (f)</b>	<b>Percentage (%)</b>
National police service	79	90.1
Courts	35	40.2
Nairobi City county security department	17	19.5

According to sample respondents, majority (90.1%) highlighted the national police service as one of the key organizations that deal with the crime of street robbery. 40.2% identified the courts and the rest (19.5%) identified officials from Nairobi City county security department. Views from key informants also complimented the findings. A senior male crime research officer above youth age from National Crime Research Centre noted that,

*“The criminal justice system which includes police officers from National police service, the judiciary, and to some extent county security officers. These are the main organisations that deal with any sort of crime including street robberies within the CBD. We have for example Central police station, Kamukunji police station, and Parliament police station. There is also Milimani law courts for trial of arrested suspects.”*

The findings illustrates that different organizations have played a role in ensuring safety of persons within the CBD. Unequivocally, most of the identified organizations are government organizations which imply that the government has made concerted efforts towards preventing street robberies in the CBD. This means that it is the primary role of the government to ensure safety of its people.

#### 4.7.2 Strategies in Place

The respondents were further probed of the specific strategies that were already in place to address street robbery in the CBD. They highlighted the following strategies as indicated on table 4.16below.

**Table 4.16: Existing strategies/measures**

<b>Intervention</b>	<b>Frequency(f)</b>	<b>Percentage (%)</b>
Street lights	87	92.6
CCTV Cameras	56	59.6
Police patrols	51	54.2
City <i>askaris</i>	21	22.3
Private security	9	9.6

The respondents gave varied opinions when asked about the existing strategies to deal with the problem of street in the following ways; majority of them (92.6%) showed that there were street lights while 59.6% agreed that there were CCTV cameras on major streets and terminals, police patrols was confirmed by 54.2% of the respondents, presence of City county *askaris* (22.3%), and a few ((9.6%) of them pointed that they could see private security guards. This is supported by the then Ministry of Nairobi Metropolitan (2012) which indicated that the government spent a total of 437 million to install the CCTVs in major streets of Nairobi County as part of the government's plan to fight crime.

Views from key informants also gave vital information and complimented information provided by respondents in relation to strategies in place to curb street robbery in the CBD. A plain cloth male police officer who has worked within the jurisdiction of the CBD for about three years gave out the following information,

*“The government has invested a lot in installing CCTVs and street lights in all areas of the CBD and this has helped to detect and monitor street crimes. Our able officers also carry out vehicle and foot patrols to ensure safety our area. The city security officers and private security providers have also enhanced security by discouraging and apprehending criminals who they forward to us for processing to court.”*

The above findings imply that most people were aware of the measures that were already in place to address street robberies. In addition, the findings on strategies in place as shown in table 4.16 were associated to those in table 4.15 which showed the critical role of the national and county governments in preventing street robbery through the criminal justice system.

#### 4.7.1.1. Effectiveness of the Strategies

When asked on the effectiveness of the existing strategies to address street robberies, most (80.9%) of the respondents asserted that the strategies were not effective due to the rising number of street robberies being witnessed in the CBD despite all the security measures already in place while 19.1% said that the strategies were effective in dealing with street robberies. This implies that there was need to look into other approaches on how best to address street robberies in the CBD by seeking opinions of respondents and key informants.

#### 4.7.3 Suggested Measures to Combat Street Robberies in the CBD

The respondents identified the following measures which if put into action, would reduce street robberies within the CBD as shown in table 4.17. Majority 77.6% suggested on creation of employment opportunities especially the youths. Other measures included; Increasing police visibility (69.1%), installation of adequate CCTVs and street lights (68.1%), street decongestion (66.0%), strengthening community policing initiatives (62.8%), Rehabilitation of street children (47.9%), Small arms & light weapons disarmament (27.7%), and Curbing corruption among security officers (25.5%).

**Table 4.17: Measures to be put to address street robberies**

Strategies to be put	Frequency (f)	Percentage (%)
Creation of employment opportunities	73	77.6
Increasing police visibility	65	69.1
Installation of adequate CCTVs and street lights	64	68.1
Street decongestion	62	66.0
Strengthening community policing initiatives	59	62.8
Rehabilitation of street children	45	47.9
Small arms & light weapons disarmament	26	27.7
Curbing corruption among security officers	24	25.5

Observations by key informants also complimented those of respondents and shed more light on what should be done so as to prevent street robberies. A male research officer aged between 46-55 years and based at the National Crime Research Centre had this to say,

*“There is need to provide employment opportunities for the youths who idle around the CBD and engage in crimes to fund their addictions. Decongesting the city, getting rid of street children and taking them to rehabilitation centres would also help. Community policing initiatives will also help a lot in addressing these crimes.”*

Another middle aged female officer from the city county security department also observed that,

*“The government needs to allocate more resources to install more street lights & CCTV cameras (mostly in dark and congested streets) and also to maintain them to be functioning throughout. Campaigns on small arms and light weapons disarmament, nyumba kumi initiatives, increased day and night police patrols and quick response rate will reduce these crimes to a large extent.”*

Earlier revelations by respondents established that increasing poverty and unemployment levels were some of the main factors that encouraged street robberies especially among the youths. This means that increasing poverty levels among members of public coupled by youth unemployment provided incentives to engage in street robbery. Therefore, in order to address street robberies and other crimes, there is need by the government to empower communities especially the youths by creating employment and economic opportunities for example through Uwezo funds and other empowerment programmes.

Inadequate police patrols within the CBD was also perceived as one of the factors increasing street robberies. Police were perceived as one of the lead agencies in preventing crimes within the CBD and therefore there is need to effect some changes to improve on their responsiveness and capabilities. Based on the unique nature of street robbery which is mobile and occurs within a short period of time (few minutes), approaches like increasing police visibility through frequent patrols both day & night and helping victims to report their victimization may help increase chances of arresting the criminals (Tompson, 2010). Frequent foot and vehicle patrols

within the CBD especially during the night and the times identified as peak time for robberies (pp 53) will be the best way of preventing detectable crimes like street robbery among others.

Areas that were reported as hotspots were established to be inadequate of lights and CCTV cameras and this encouraged street robbery according to the findings. Therefore the government need to ensure that all streets, and bus stops within the CBD are adequately connected with street lights and CCTV cameras to enhance monitoring and detection of street crimes in a timely manner as this will enhance responsiveness by security agents. This is a proactive approach that will provide a long term solution to street crimes.

Street decongestion was highlighted by most respondents (66.0%) and most key informants as key in addressing street robberies in the CBD. Both governments that is; the national government and the Nairobi city county government should come with a solid plan that also recognizes public participation with an aim of decongesting the CBD for example through policy formulation like banning *Matatus* in the CBD, establishing bus stops outside the CBD, prohibiting hawking in the CBD among other strategies. These findings are also in tandem with the UN-Habitat (2012) report on crime prevention strategies in urban areas advocating for decongesting congested areas. According to Yaksic & Nelson (2016), crime prevention through proper designing and planning of the environment will also help in preventing street robberies in urban areas as this strategy will make the urban environment more safe to pedestrians and attractive to investors.

Respondents reported the need for strengthening community policing initiatives as a best way towards curbing the problem of street robbery. A male key informant aged about 40-50 years who works with the National Crime and Research Centre clarified the understanding of community policing as,

*“An approach to monitoring whereby the police and the local community jointly work together to ensure a safe and secure setting for all people. The community*

*shares information to the police like names and profiles of suspects or criminals within the neighborhood and then the police act upon that information”.*

Another male DCI police officer who has worked within the CBD for about three years gave the following information,

*“community policing is one of the best ways to deal with criminals because as a police officer, I have received various reports from members of public about people they suspect to be robbing Nairobi residents and upon acting on the information, we have arrested most of the suspects and members of public have helped by being witnesses in court hence we have succeeded in prosecuting most of them”*

Therefore, this implies that strengthening community collaborations with the police and other stakeholders within the CBD will proactively help to fight street robbery as criminals will be exposed and deterred from committing crimes. This suggestion agrees with Khadija et al (1996) who emphasized on the need for the law enforcement and the community to coordinate in order to resolve the problem of crime in the community.

Street children were also perceived as contributing to the problem of street robbery in the CBD. Slightly less than half (47.9%) proposed that the government should get rid of street children from the streets and offer rehabilitation and skill training programs to make them useful members of society. This will empower them to have a sense of responsibility by dissuading them from criminal behavior and also facilitate their reintegration and reunification with families.

Small arms and light weapons disarmament was suggested by 27.7% of study participants as a measure to address street robbery. This was based on earlier findings (*pp.47*) which revealed that majority of victims of street robbery had been attacked by small arms and improvised crude weapons. This implies that small arms including crude weapons are increasingly becoming preferred tools for committing most violence related atrocities. The government should therefore increase efforts aimed at preventing proliferation of small arms and weapons as they pose a grave and imminent threat to security within the CBD and other areas through

awareness campaigns, community policing, disarmament, legal framework, vetting, and governance (Wepundi et al, 2012).

Corruption among security officers was perceived as a major impediment towards government and community efforts to combat street robbery as police were perceived to receive illegal proceeds of these crimes from the perpetrators. In order to curb these robberies, 25.5% suggested for swift measures by the government to deal with those who are found complicit to crimes through prosecution and dismissal.

## **CHAPTER FIVE: SUMMARY, CONCLUSION AND RECOMMENDATION**

### **5.1: Introduction**

This chapter elucidates key findings in summary and the conclusions of the study. More importantly, the chapter is vital in showing the extent to which study objectives have been realized and in answering the questions raised in chapter one and two of the dissertation. The study recommendations and areas of further research are also given.

### **5.2: Study Summary**

#### **5.2.1: Characteristics of street robberies in the Nairobi CBD**

The study found out that most of the street robberies were being carried out by young and middle aged males (91.5%). The study found that the robbers do not target specific gender, however many females (73.4%) have been victims of street robberies as compared to males (26.6%). This can be attributed to the fact that ladies were suitable victims. Majority (62.8%) of street robbers preferred using small arms and crude weapons to execute their crimes. However, few (37.2%) robbers snatched properties from their victims and ran away.

The study further found that robbers target specific items. Majority (87.2%) of the robbers targeted mobile phones, (72.3%) purses and bags, (62.8%) money, (26.6%) laptops. Other items (7.4%) included jewelry, ATM cards, and watches. These items were targeted because they were seemingly portable, have ready markets and are easy to access. It is also evident that most respondents had witnessed street robberies in the past two years. Majority of the respondents (72.4%) had been robbed once within the CBD, (22.3%) said they had been street robbed twice while the remaining (5.3%) said they had been street robbed twice. Upon reporting of their victimization, majority (67%) of the respondents were not satisfied with the actions taken by the police since most of them never recovered their stolen items while (33%) were satisfied.



### **5.2.2: Timing and Hotspots for Street Robberies in CBD**

According to timing and hotspot areas within the CBD, the study found that street robbers prefer certain locations to commit their crimes. Majority (71.3%) indicated Muthurwa, followed by (67.0%) who indicated both Kirinyaga road and Country bus station, (63.8%) indicated most bus stages within the CBD, (61.7%) indicated Accra road, (59.6%) indicated Tom Mboya street, (54.3%) indicated river road, (50.0%) indicated areas around Kenya archives, (39.4%) indicated railway station, (33.0%) indicated Ladhies road, (22.3%) indicated Luthuli avenue, while (11.7%) identified other areas like lonely lanes mostly in down town areas. The findings were coherent with those of Okere (2012) who established that down town areas such as fire station, Tom Mboya street, national archives, railway roundabout, globe cinema and Kirinyaga road were generally unsafe.

It was also established that most people are not feeling safe especially at night (72.3%), (55.3%) felt unsafe during the day while (53.2%) felt unsafe at all times while in town especially along the mentioned streets. According to the respondents, the high congestion experienced during late evening and night hours creates a conducive environment for street robberies to occur with minimum risk of detection. These findings concurs with Tompson (2010) who attributed the high rates of urban crimes to high human and vehicle traffic experienced in such environments. To her, a potential criminal will commit a crime in such an area due to low chances of detection which in essence makes crime rewarding.

### **5.2.3: Perceived Factors Encouraging Street Robberies**

On perceived factors, unemployment was the main (91.5%) factor perceived to encourage street robberies within the CBD. Other factors that were established to encourage street robberies included; street congestion (88.3%), inadequate CCTV & street lights (70.2%), inadequate police visibility (58.5%), poor urban planning (44.7%), proliferation of illegal small arms and light weapons (40.4%), street children (24.5%). Corruption among police officers (19.1%) was pointed as the least factor encouraging street robbery. The findings corroborated

with information which disclosed that majority of those engaging in street robbery were mostly unemployed youths (Tilley, 2005). The reporting by (44.7%) that poor urban planning encourages street robbery is also echoed by Shikuku (2018) who looked into the influence of physical environment on crime in Nairobi County and the study established that poor housing plan encourages robbery and other crimes. This means that there is a close association between physical planning of urban environment and crime. In addition, the finding that street congestion encourages street robbery is affirmative with those of Deakin et al (2007) who observed that implementing decongestion measures in urban areas would help reduce crimes. Therefore, street congestion, inadequate CCTV & street lights, inadequate police visibility, poor urban planning, proliferation of illegal small arms and weapons, street children and corruption were perceived by respondents as some of the factors fuelling the problem of street robbery in the CBD.

#### **5.2.4: Strategies to Combat Street Robberies and their Effectiveness.**

The study found that majority (93.0%) of the respondents were aware of some organizations that exist to address the problem of street robberies in the CBD and they include; national police service (90.1%), the courts (40.2%), and Nairobi City county security department (19.5%). Most of the identified organizations were government organizations which imply that the government has the primary role of ensuring safety of people in the CBD. Respondents also highlighted the following strategies as already existing to address street robbery which include; presence of street light (92.6%), 59.6% presence of CCTV cameras (59.6%), police patrols (54.2%), presence of City county *askaris* (22.3%), and private security (9.6%). In addition, the study established that these strategies were not effective in addressing street robberies as manifested by majority (80.9%). However, (19.1%) asserted that the strategies are effective. This implies that there is need to look into other approaches on how best to address street robberies in the CBD by seeking opinions of respondents and key informants.

The study revealed that in order to address the problem of street robbery in the CBD, the following measures or strategies should be implemented. They included; Creation of employment opportunities especially the youths (77.6%), increasing police visibility (69.1%), installation of adequate CCTVs and street lights (68.1%), street decongestion (66.0%), strengthening community policing initiatives (62.8%), Rehabilitation of street children (47.9%), Small arms & light weapons disarmament (27.7%), and curbing corruption among security officers (25.5%). The findings were supported by Tompson (2010) who observed that based on the unique nature of street robbery which is mobile and occurs within a short period of time, increasing police visibility through frequent patrols both day & night and helping victims to report their victimization may help increase chances of arresting the criminals. In addition, Yaksic & Nelson (2016) echoed that crime prevention through proper designing and planning of the environment will also help in preventing street robberies in urban areas. Khadija et al (1996) emphasized on the need for the law enforcement and the community to work together in order to resolve the problem of crime in the community.

### **5.3 Conclusions**

The study aimed at exploring the dynamics of street robbery in the Nairobi CBD and the strategies put in place to address them. The interest emanated from the increasing number of victims of street robbery and the manner in which such cases are handled upon reporting to security officers. Street robbery is a serious crime due to its use of violence on the victims. It instills fear and limits the freedom of movement hence negatively interferes with the political social and economic aspects of the City and the country at large.

The study established that street robbery is an opportunistic crime which occurs at specific locations/spaces and to particular types of persons. Developing policies to address street robbery therefore demands an insight into the factors encouraging the robberies, the location and crime patterns where the crime happens, and the profiles of both the offenders and victims.

This research study concludes that most of the street robberies happen due to; street congestion, due to poor planning, where there are poor/no street lights and CCTV cameras, inadequate police visibility, street children, corruption, and proliferation of illegal small arms and weapons among other factors. Addressing these problems requires putting more efforts on strategies that had a low reporting from respondents and key informants. There is urgent need to address these crimes by implementing pragmatic strategies and empowering law enforcement agencies with the capacity and resources to handle criminals including subsequent investigations and prosecution.

#### **5.4 Recommendations**

In view of the findings made during the study, the following recommendations if implemented would improve security of the City especially the affected streets.

##### **a. Preventive Measures.**

- The National and County governments of Nairobi should form a strong security team with special techniques and skills to deal with street robberies and also to ensure that all the demarcated hotspot areas are assigned at least a team of plain cloth security officers.
- Physical infrastructure, street designs and planning should be adopted and street lights to be put up in dark lanes and streets so as to reduce the opportunity for occurrence of street robberies. In addition, CCTV installations should be prioritized in hotspot areas to curb robberies and other crimes. This will enhance surveillance, quick communication, and response by security officers in case such incidents occur.

##### **b. Resources.**

- The government should put in place mechanisms and resources to ensure availability of employment opportunities to vulnerable groups especially the youths and offer rehabilitation services and training to street families to make them useful and productive.

**c. Community Policing.**

- Sensitization of the public and the police on the need to embrace community policing whereby the police and the community work together in order to ensure a safe and secure environment.

**d. Policy Measures**

- The government should put in place strict policies and measures to mitigate the challenge of small arms and light weapons like disarmament, raising awareness, arrest and prosecution, proper vetting of licensed gun owners, and establishment of specialized police units to deal with the problem of proliferation of small arms and light weapons which is posing a greater security threat to the residents of Nairobi.

**5.5 Recommendation for Further Study**

Since the study was investigating the dynamics of street robbery in Nairobi Central Business District, the following recommendations were made.

- Similar study needs to be conducted in other major towns in Kenya for evaluation purposes.
- A study should also be done on the challenges encountered by police officers in addressing street robberies.
- A study should also be done on the feasibility of Community Policing programs in urban areas.

## References

- Anderson, E. (2012). *Code of the Street: Decency, violence and the moral life of the inner city*. New York: Norton and Company.
- Barker, M., J. Geraghty, B. Webb, and T. Key (1993). *The Prevention of Street Robbery*. Crime Prevention Unit Series, Paper No. 44. London: Home Office
- Block, R., & Block C. (2000). "The Bronx and Chicago: Street Robbery in the Environs of Rapid Transit Stations." In V. Goldsmith, P. McGuire, J. Mollenkopf, and T. Ross (eds.), *Analyzing Crime Patterns: Frontiers of Practice*. Thousand Oaks, C.A.: Sage.
- Brantingham & Brantingham, (1996). Environment, routine, and situation: Toward a pattern theory of crime. In R. V. Clarke. & M. Felson (Eds.), *Advances in criminological theory* Vol. 5. New Brunswick, N. J.: Transaction Publishers
- Clarke & Felson, (1993). Introduction: Criminology, Routine activity, and rational choice. In *Routine Activity and Rational Choice, Advances in Criminological Theory*, ed. RV Clarke, M Felson, 5:1-14. New Brunswick, NJ: Transaction
- Clarke, R.V. (2000). "Hot Products: A New Focus for Crime Prevention. *Secure Foundations: Key Issues in Crime Prevention, Crime Reduction and Community Safety*. London, UK: Institute for Public Policy Research.
- Cohen & Felson, (2009). Social Change and Crime Rate Trends a Routine Activity Approach. *American Sociological Review*, vol. 44 No. 4, pp.588-608.
- Creswell, J.W. (2002) *Research Design: Qualitative, Quantitative, and Mixed Methods Approaches*. London: Sage Publications Ltd.
- Curran, K., Dale, M., Edmunds, M., Hough, M., Millie, A. & Wagstaff, M. (2005) *Street crime in London: deterrence, disruption and displacement*, London: Government Office for London.

- De Haan, W. (1998). "Running Risks and Managing Dangers: Street Robbery as a Matter of Trust." In V. Ruggiero, N. South and I. Taylor (eds.), *The New European Criminology: Crime and Social Disorder in Europe*, pp.395-402. London: Routledge.
- Deakin, J., Smithson, H. & Spencer, J. (2007). Taxing on the Streets: Understanding the Methods and Process of Street Robbery. *Crime Prevention and Community Safety: An International Journal*, 9(1), 52-67.
- Eck, J., and R. Clarke (2003). "Classifying Common Police Problems: A Routine Activity Approach." In M. Smith and D. Cornish (eds.), *Crime and place* (pp. 1-40). Monsey, NY: Criminal Justice Press.
- Felson, R. B. (1997). Routine activities and involvement in violence as actor, witness, or target. Violence and Victims. *Journal of the American Sociological Association (ASA)*, 44(4), 588-608.
- FitzGerald, M., Stockdale, J.,& Hale, C. (2003). Young People and Street Crime: Research Into Young People's Involvement in Street Crime. London: Youth Justice Board for England and Wales.
- Galvin, Ellen B. (2002) Crime and Violence in an Urbanizing World. *Journal of International Affairs*, pp 123-145.
- Gatez, S. (2004). Safe streets for whom? Homeless youth, social exclusion, and criminal victimization. *Canadian Journal of Criminology and Criminal Justice*, 46(4), 423-455
- Gaviria, Alejandro and Carmen Pagés (2002) Patterns of Crime Victimization in Latin American Cities. *Journal of Development Economics*, 67(1):181-203.
- Grinnell, (1988). Social work research and evaluation. Itasca: Illinois, F. E. Peacock Publishers
- Gumus, E. (2004), Crime in urban areas: An empirical investigation. Akdeniz I.I. B.F. Dergisi, Volume 7, pp. 98-109. Hafiz, H., Muhammad, M., (2010) Urbanization and Crime. A case study of Pakistan: Institute of Development Economics.

- Hagan, J., McCarthy, B., Parker, P., & Climenhage, J. A. (1997). Cambridge Criminology Series. Mean streets: Youth crime and homelessness. New York: Cambridge University Press.
- Hochstetler, A., and N. Shover (1997). "Street Crime, Labor Surplus and Criminal Punishment, 1980-1990. *Social Problems*, 44(3):358-368.
- Kennedy, L., and Forde D. (1990). Routine activities and crime: An analysis of victimization in Canada. *Criminology*, vol.28 No.1: pp. 137-152.
- Kenya Police (2015). Nairobi Annual Crime Report: Government Printers.
- Kenya Population Housing Census (2009). Kenya National Bureau of Statistics, Volume 1B. Nairobi, Herufi house. Kenya National Bureau of Statistics.
- Khadija M. M., Justin A. H., and John E. E. (2009). Street Robbery. Washington, DC: Office of Community Oriented Policing Services, U.S. Department of Justice.
- Kothari, C. R. (2004), Research Methodology: Methods and Techniques. New Delhi: Wiley
- Krivo, L. J., & Ruth, D. P., (1996) Extremely Disadvantaged Neighborhoods and Urban Crime. *Social Forces* 75(2): 619-650.
- Kyamana, S. (2015). Factors Contributing to Crime among Male Urban Youth: A Case of Pumwani-Majengo Ward, Nairobi Kenya: unpublished thesis, University of Nairobi,
- Lejeune, R. (1977). "The Management of a Mugging." *Urban Life: A Journal of Ethnographic Research* 6(2):123-148.
- Louise I. S. (1981). Crime and Modernization: *The Impact of Industrialization and Urbanization on Crime* Carbondale, United States of America, Southern Illinois University Press.
- Matsueda, R. L., Kreager D.A. & Huizinga D. (2006). Detering delinquents: A rational choice model of theft and violence. *American Sociological Review*, 71(1), 95-122.
- Merton, K. (1948, September). Social Theory and Social Structure, *strain theory*, rev. ed. New York: Free Press.



- Mooney, J. (1993). *Street Robbery and Snatch in Islington: A Study of "Highway Robbery" Today*. London: Middlesex Polytechnic, Center for Criminology.
- Muchai, A. (2005). *Disarmament and Destruction of firearms not a Panacea to Insecurity in Kenya*, 22 April 2010, Project Head, Pastoralist Security Programme (PSP), ISS Nairobi.
- Mugenda, & Mugenda, (2003) *Research Methods, Quantitative & Qualitative Approaches*, Acts Press, Nairobi.
- Muncie, J., & McLaughlin, E., (2001): *The Problem of Crime* (2nd ed.). London Sage Publications.
- Mutuku, A. (2018). *The Effects of Organized Criminal Gangs on the Livelihoods of Urban Residents: A case study of Gaza Gang in Kayole Estate*; Unpublished thesis, University of Nairobi.
- National Council for Population and Development (NCPD). 2017. *2015 Kenya National Adolescents and Youth Survey (NAYS)*. Nairobi, Kenya: NCPD.
- Okere, S. (2012). *An Evaluation of Circuit Television Cameras in Crime Management: A case Study of Nairobi Central Business District*; Unpublished thesis, University of Nairobi.
- Razoah, M. (2015). *Travel Advisories and Their Impact on Tourism: A Case Study of Kenya*; Unpublished thesis, University of Nairobi.
- Region Security Research and Information Centre report (2014). *Nairobi region annual crime observatory report*: Government Printers.
- Shikuku, J.K. (2018). *Influence of Physical Environment on Crime in Informal Settlements of Kibra in Nairobi County, Kenya*. *African Research Journal of Education and Social Sciences*, 5 (1). Retrieved from <http://arjess.org/social-sciences-research/influence-of-physical-environment-on-crime-in-informal-settlements-of-kibra-in-nairobi-county-kenya.pdf>
- Stravru, A. (2002). "Crime in Nairobi: Results of a Citywide Victim Survey", *Safer Cities Series 2*, UN-HABITAT, Nairobi.

- The Metropolitan Police (2012) *Preventing Personal Theft*. Retrieved: <http://www.met.police.uk/crimeprevention/personal.html>
- Tilley, N., Smith, J., Finer, S., Erol, R., Charles, C. & Dobby, J. (2005). *Problem Solving Street Crime: Practical Lessons from the Street Crime Initiative*. London: Home Office Research, Development and Statistics Directorate.
- Tompson, L. (2010). *Street Robbery Summary*. London: University College.
- UN-Habitat (2012). *Global Report on Human Settlements*. "Enhancing Urban Security and Security". UN-Habitat, Nairobi.
- Wepundi, M., Nthiga E., Kabuu E., Murray R., and Alvazzi A. (2012). *Availability of Small Arms and Perceptions of insecurity in Kenya: An Assessment: Small Arms Survey* Geneva and KNFP Nairobi.
- WHO (World Health Organization) (2004a) "African Leaders Call for Increased Efforts to Prevent Violence." Press release, July 26. Regional Office for Africa, Brazzaville.
- World Bank (2015). *Kenya Economic Update: Laying the Foundation for Strong Growth in a Challenging Environment*: Carlos Rossel.
- Wright, R., Brookman, F., & Bennett T. (2006). "The Foreground Dynamics of Street Robbery in Britain. *British Journal of Criminology* Vol. 46 No.1: pp.1-15.
- Yaksic, V., Nelson F. (2016) "Crime Prevention Through Environmental Design". Master of City and Regional Planning Terminal Projects. 70. <http://tigerprints.clemson.edu/mcrp/70>.

## Appendix 1: Questionnaire

**UNIVERSITY OF NAIROBI**  
**DEPARTMENT OF SOCIOLOGY AND SOCIAL WORK**  
**M.A CRIMINOLOGY AND SOCIAL ORDER RESEARCH PROJECT**  
**THE DYNAMICS OF STREET ROBBERY IN URBAN AREAS: A CASE STUDY OF**  
**NAIROBI CENTRAL BUSINESS DISTRICT, NAIROBI COUNTY**

---

### INTRODUCTION:

I am a student at the University of Nairobi pursuing a Master's degree in Criminology. This questionnaire is aimed at collecting data on the dynamics of street robbery in Nairobi Central Business District. The data information obtained is purely confidential and will be used for academic purposes only. Kindly respond to all items provided in this questionnaire.

Thank you for your cooperation.

### PART A: Demographic Information

1. What is your gender?

- a) Male      b) Female

2. What is your age bracket?

- a) Below 18 years    b) 18-25 years    c) 26-35 years    d) 36-45 years  
e) 46-55 years      f) 55-65 years    g) 66+ years

3. Your highest level of education?

- a) PhD                      b) Master's level    c) Bachelor's level    d) Diploma level  
e) Secondary level    f) Primary level    g) Any other (specify).....

4. Source of income

- a) Employment                      b) Not employed                      c) Self-employment

5. Approximate period for which you have been within the area
- a) 0-10 years      b) 11-20 years      c) 21-30 years      d) 31-40 years
- e) 40+ years

6. How frequently have you been visiting CBD?
- a) Everyday      b) Once in a week      c) Twice in week      d) Thrice in a week

**PART B:**

7. How many times have you been a victim of street robbery in the past two years?
- a) Once                                  b) Twice                                  c) Thrice
- d) More than four times      e) Do not know

8.i) What kind of weapon(s) were used by the street robbers to rob you?

- a) Gun/pistol                                  b) Matchets/panga
- c) Rocks    d) Clubs/baton
- e) Any other (kindly specify).....

ii) If the robber(s) did not use any weapon, what other method did they use to rob?

- a) Snatch    b) Cons/distraction
- c) Threat
- d) Any other (specify).....

9. i) Were you able to positively identify the robber(s)?

- a) Yes    b) No

ii) If yes, what were their profiles in terms of the following?

Age?

- a) Young    b) middle age                                  c) old
- d) Mixture    e) do not know

Gender?

- a) Male    b) Female(s)                                  c) Mixture
- d) Do not know

10. In your own opinion, were you satisfied with the steps/actions taken by the police after reporting?

- a) Yes                      b) No

Kindly explain your answer (above).....  
 .....

11. What factors mostly contribute to street robbery within the Nairobi’s CBD?

		YES	NO
A	Street Congestion		
B	Inadequate law enforcement officers		
C	Poverty		
D	Poor Lighting		
F	Inadequate CCTVs		

Any other (specify).....

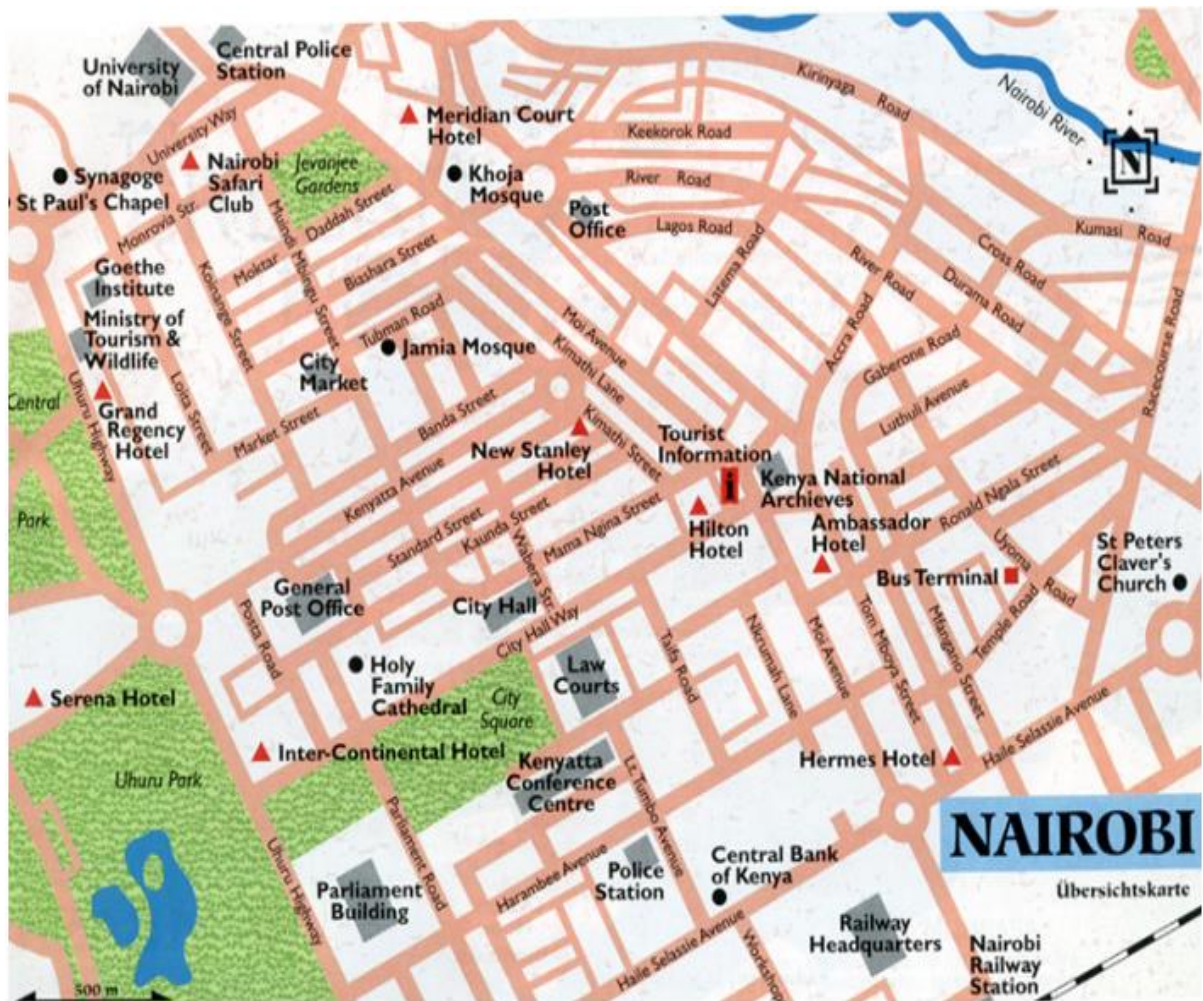
12. Where did the robbery occur?

-----

13. Which other areas of the CBD do you know/heard one is one likely to be robbed?

(You may refer from map attached)

- a).....  
 b).....  
 c).....  
 d).....



14. i) What time do you feel safe while in the CBD?

- a) Morning
- b) Afternoon
- c) Evening
- d) Night
- e) All the times

ii) What time do you feel unsafe while in the CBD?

- a) Morning
- b) Afternoon
- c) Evening
- d) Night
- e) All the times

15. In your own opinion, what do you think are the factors encouraging street robberies in the CBD?

		Yes	No
1	Inadequate police visibility.		
2	Unemployment		

3	Street children.		
4	Small arms and light weapons proliferation		
5	Congestion		
6	Poor urban planning		

Any other, (kindly specify) .....

.....

16. a) Are you aware of any organization(s) that exist to address the problem of street robberies in the CBD?

- a) Yes                      b) No

(b) If yes, kindly list them.....

.....

17. What strategies/measures have been put in place to help in preventing street robberies within the CBD?

		YES	NO
a	Police patrols		
b	Installation of CCTVs		
c	Street lights		
d	City <i>askaris</i>		

e) Any other (kindly specify).....

18a). How can you rate the effectiveness of the strategies/interventions to prevent street robberies in the CBD?

- a) Effective    b) Not effective

b) Kindly explain your response (above).....

.....

19. Kindly give suggestions on the measures and strategies that should be put in place in order to address street robberies in the CBD.

Strategies to be put	YES	NO
Strengthening community policing initiatives		
Installation of adequate CCTVs and street lights		
Curbing corruption among security officers		
Street decongestion		
Rehabilitation of street children		
Small arms & light weapons disarmament		

Any other (kindly specify).....  
 .....



**Appendix 2: Key Informant Interview Guide**

**UNIVERSITY OF NAIROBI**

**DEPARTMENT OF SOCIOLOGY AND SOCIAL WORK**

**M.A CRIMINOLOGY AND SOCIAL ORDER RESEARCH PROJECT**

**THE DYNAMICS OF STREET ROBBERY IN URBAN AREAS: A CASE STUDY OF**

**NAIROBI CENTRAL BUSINESS DISTRICT, NAIROBI COUNTY**

*Interview guide for security expert*

---

**INTRODUCTION:**

I am a student at the University of Nairobi pursuing a Master’s degree in Criminology. This questionnaire is aimed at collecting data on the dynamics of street robbery in Nairobi Central Business District. The data information obtained is purely confidential and will be used for academic purposes only. Kindly respond to all items provided in this questionnaire.

Thank you for your cooperation.

Name of Interviewer: .....

**PART A: General information (optional)**

1. Respondent position.....
2. Population size that your office is serving.....
3. Period for which you have served in the area.....

**PART B:**

4. In your opinion what are the general characteristics of street robbery in terms of the following profiles?

Age of offenders.....  
.....

Gender of the offenders.....

.....  
Age of victims.....

.....  
Gender of the victims.....

.....  
Methods of carrying out the crime i.e. use of weapon, confrontation, distraction,  
etc.....

5i) What are the common items that victims are robbed off?

a) .....

b) .....

c) .....

d) .....

ii) Why do you think criminals prefer robbing victims the items/property you have identified  
above?.....

.....

6. In your opinion, are these criminals carrying out their crimes in isolation or in syndicates?

.....

.....

7a) Do victims of street robbery report these crimes to the police?

a) Yes      b) No

b) Kindly explain? .....

.....

.....

8. In your own opinion, what do you think are the factors encouraging street robberies in the  
CBD of Nairobi City? .....

.....

.....  
9 a) In your opinion, what time does one feel unsafe while in the CBD? .....

.....  
Kindly explain your answer (above).....

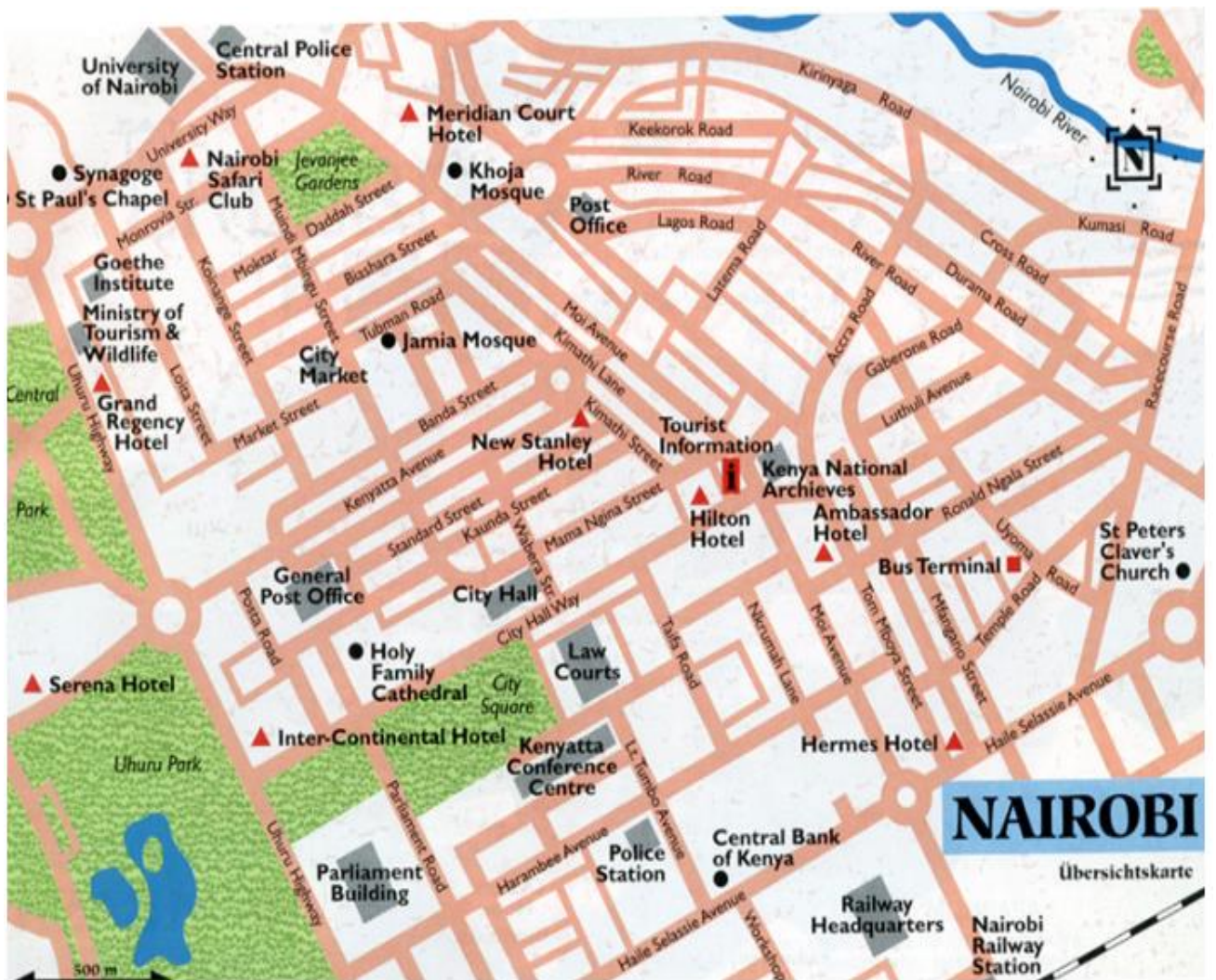
b) In your opinion, what time does one feel safe while in the CBD? .....

.....  
Kindly explain your answer (above).....

10. Which areas of the CBD do you know/heard one is likely to get robbed (hotspots)?

a).....

b).....



11. In your own opinion, why do you think criminals prefer committing robberies in the areas identified above?

- a).....
- b).....
- c).....

12 a) Are you aware of any organization(s) that exist to address the problem of street robberies in the CBD?

- a) Yes                      b) No

(b) If yes, kindly list them.....  
.....

13)What strategies/measures have been put in place to help in preventing street robberies within the Central Business District?

- a) .....
- b).....
- c).....
- d).....

b) Have these strategies been effective in preventing these robberies?

- a) Yes                      b) No

c) Kindly explain your answer (above) .....  
.....

14. In your own opinion, what measures should be taken/adopted to prevent street robberies within CBD?

- a) .....
- b) .....
- c) .....
- e).....

## Authorization letter



### UNIVERSITY OF NAIROBI DEPARTMENT OF SOCIOLOGY & SOCIAL WORK

Fax 254-2-245566  
Telex 22095  
Varsity Nairobi Kenya  
Tel. 318262/5 Ext. 28167

P.O. Box 30197, Nairobi  
Kenya  
Email: dept-sociology@uonbi.ac.ke

September 13<sup>th</sup>, 2018

TO WHOM IT MAY CONCERN


RE: OMANGA KEVIN MOGIRE - C50/75859/2014

Through this letter, I wish to confirm that the above named is a bonafide postgraduate student at the Department of Sociology & Social Work, University of Nairobi. He has presented his project proposal entitled **“The dynamics of street robbery in urban areas: A Case study of Nairobi Central business District, Nairobi County.”**

**Kevin** is required to collect data pertaining to the research problem from the selected organization to enable him complete his thesis which is a requirement of the Masters degree.

Kindly give him any assistance he may need.

Thank you.



**Dr. Kathleen Anangwe**  
Ag. Chairman, Department of Sociology & Social Work