

**DETERMINANTS OF REPORTING OR FAILING TO REPORT A CRIME TO  
POLICE:**

**A CASE STUDY OF GITHURAI 45, NAIROBI**

**GRACE NYAMBURA KIMENJU**

**C50/81184/2012**

**A PROJECT SUBMITTED IN PARTIAL FULFILMENT OF THE REQUIREMENT  
FOR THE AWARD OF THE DEGREE OF MASTER OF ARTS IN SOCIOLOGY  
(CRIMINOLOGY) AT THE UNIVERSITY OF NAIROBI**

**NOVEMBER, 2015.**

**UNIVERSITY OF NAIROBI**

Bd 7-2-2000

Afr

HIV

7936

C56 K5

C-2

## DECLARATION

This project is my work and has not been presented for research in any other institution.

Sign: .....  ..... Date: 23/11/2015 .....

**Grace N Kimenju**

**C50/81184/2012**

## SUPERVISOR

This project has been submitted for examination with my approval as University Supervisor.

Sign: .....  ..... Date: 23/11/15 .....

**Dr Karatu Kiemo**

## **DEDICATION**

I dedicate this work to my parents Joseph and Elizabeth, my sisters Leah and Esther, my brothers Simon, Michael and James for their endless support through constant prayers and encouragements. I also wish to dedicate this work to my cousin Charles Gititu for his financial and moral support and to my friend Andrew Chitechi for walking with me through every step of this study. God bless you all.

## **ACKNOWLEDGEMENTS**

I wish to express my sincere gratitude to my supervisor Dr. Karatu Kiemo for his professional advice, availability and patience. I also wish to thank the lecturers in the Department of Sociology and Social Work for their support. My appreciation also goes to Tatu Lubandi for her input, and tireless support. May God bless you all.

## TABLE OF CONTENTS

<b>DECLARATION</b> .....	<b>ii</b>
<b>SUPERVISOR</b> .....	<b>ii</b>
<b>DEDICATION</b> .....	<b>iii</b>
<b>ACKNOWLEDGEMENTS</b> .....	<b>iv</b>
<b>LIST OF TABLES</b> .....	<b>ix</b>
<b>LIST OF FIGURES</b> .....	<b>x</b>
<b>ABSTRACT</b> .....	<b>xi</b>
<b>CHAPTER ONE: INTRODUCTION</b> .....	<b>1</b>
1.1 Background of the Study.....	1
1.2 Statement of the Problem.....	3
1.3 Key Research Questions .....	4
1.4 Research Objectives .....	4
1.4.1 Main Objective .....	4
1.4.2 Specific objectives.....	4
1.5 Justification of the Study.....	5
1.6 Scope and Limitations.....	5
<b>CHAPTER TWO: LITERATURE REVIEW AND THEORETICAL FRAMEWORK</b> .....	<b>7</b>
2.1. Introduction.....	7
2.2 Forms of Victimization .....	7
2.3 Sociological Factors of Reporting Crime.....	7
2.3.1 Seriousness of Crime and Economic Factors .....	9
2.3.2 The Effect of Victimization Experiences on Crime-Reporting Behavior .....	10
2.3.3 Socio-Economic Status of A Victim .....	11
2.3.4 Factors Influencing the Reporting Behavior of Witness.....	13

2.3.5 Characteristics of Victims .....	14
2.3.6 Victim-Offender Relationship, Location and Gender .....	14
2.4 Police Institutional Factors.....	15
2.5 Psychological Factors of Reporting Crime .....	16
2.6 Theoretical Framework .....	17
2.6.1 Functionalism .....	17
2.6.2 Rational Choice Theory.....	21
2.6.3 Cognitive Theory of Motivation.....	22
2.7 Conceptual Framework .....	26
<b>CHAPTER THREE: RESEARCH METHODOLOGY .....</b>	<b>29</b>
3.1 Site Selection.....	29
3.2 Research Design.....	30
3.3 Unit of Analysis .....	30
3.4 Unit of Observation.....	31
3.5 Target Population.....	31
3.6 Sampling Procedure .....	31
3.7 Data Collection instruments.....	33
3.8 Data analysis .....	33
4.1 Demographic Characteristics of the Respondents .....	34
4.2 Victimization of Respondents.....	35
4.2.1 The Victimization Experienced.....	36
4.2.2 Victimization Reported To the Police .....	37
4.2.3 Victimization of Respondents by Age and Gender .....	38
4.2.4 Reportage of Crime to Police by Age and Gender.....	39

4.3 The Motivations for Reporting Crime to Police .....	39
4.4 Reasons for Failing to Report Crime to the Police .....	41
4.5 Reportage of crime to non-police.....	42
4.6 Action Taken After Reporting Crime to the Police .....	43
4.7 Reporting of crimes by third parties .....	44
4.7.1 Relation between the Victim and the Respondent Who Reported the Crime.....	45
4.7.2 Reasons for Reporting as Third Parties .....	45
4.8 General Views in the Area of Study .....	46
4.8.1 Views on the Most Common Crimes in the Area of Study.....	46
4.8.2 Views on the Most Common Victims of Crime in the Area of Study.....	47
4.8.3 Views on the Most Common Perpetrators in the Area of Study .....	47
4.8.4 Views on Whether People Report Crimes to the Police in the Area of Study.....	49
4.8.5 Stated Motivators of Reporting Crime to Police in the Area of Study.....	49
4.8.6 Stated Reasons for Failing to Report Crime to the Police in the Area of Study .....	50
4.9 Possible Factors That Could Prompt People To Report Or Fail To Report Crime To Police. .....	51
4.9.1 General Opinions on Factors Likely To Encourage People to Report Crimes to Police .....	52
<b>CHAPTER FIVE: SUMMARY, CONCLUSION AND RECOMMENDATIONS.....</b>	<b>54</b>
5.1 Introduction.....	54
5.2 Summary of Findings.....	54
5.2.1 Determinants of Reporting Crime to Police .....	54
5.2.2 Determinants of Failing to Report Crime to Police.....	55
5.2.3 Types of Crimes Likely to Be Reported to Police.....	56
5.2.4 The Gender and Age Group More Prone To Reporting Crime to Police.....	56



5.2.4 General Views on the Extent of Crime and Reporting In the Area of Study.....	57
5.3 Conclusions.....	58
5.4 Recommendations.....	60
5.5 Suggestions for Further Studies .....	60
<b>REFERENCES .....</b>	<b>61</b>
<b>APPENDICES.....</b>	<b>65</b>
Appendix I: Questionnaire .....	65

## LIST OF TABLES

Table 1:	Demographic Characteristics of the Respondents.....	35
Table 2:	Victimization of Respondents .....	36
Table 3:	Types of Crime Committed.....	37
Table 4:	Victimization Reported To the Police .....	38
Table 5:	Victimization by Age and Gender.....	39
Table 6:	Reporting Crime to the Police by Age and Gender.....	39
Table 7:	Reasons for Reporting Crime to the Police.....	41
Table 8:	Reasons for Not Reporting Crime to the Police .....	42
Table 9:	Non Police Agents Where Crime Was Reported .....	43
Table 10:	Action taken .....	44
Table 11:	Crime Reported on Behalf of Others.....	44
Table 12:	Reasons for Reporting .....	45
Table 13:	Perceptions on the Most Common Victims of Crime .....	47
Table 14:	Most Common Perpetrators.....	48
Table 15:	Do People Report Crimes to the Police.....	49
Table 16:	Perceived reasons for reporting crime to the police .....	50
Table 17:	Perceived Reasons for Failing to Report Crime to the Police.....	51
Table 18:	The Mean Score on Factors Likely To Encourage or Discourage Reporting Of Crime to the Police .....	52
Table 19:	Factors That Can Encourage Reporting Of Crime to Police .....	53

## **LIST OF FIGURES**

<b>Figure 1: Relation to Victim .....</b>	<b>45</b>
<b>Figure 2: Perceptions on the Most Common Crimes in the Area Of Study.....</b>	<b>46</b>

## ABSTRACT

Crime has become a worldwide concern. A number of studies carried out show that crime is on the increase and new methods of committing crime are developing as well. One way of fighting crime is by reporting the crimes to the authorities. This study sought to establish motivations for reporting or failing to report crime to the police. It uses economic, sociological and psychological perspectives to establish why people report or fail to report crime to the police. The study utilized self-administered questionnaires to a convenient sample of 120 as the main respondents. The data was collected through the use of a structured questionnaire which was analyzed through descriptive statistics such as mean, percentages, standard deviation and frequencies. The findings were presented in form of bar graphs, charts and tables. The study found that most people do not report crimes to the police. The major reasons being; lack of faith in the police, lack of evidence and reporting being viewed as a long and tiring process. For the few who reported they were motivated by the need for justice and the need to recover property. The study also found that more males reported crime to the police as compared to females, and older people reported crime as compared to younger people. Robbery with violence, assault and theft were the most reported victimizations. The study recommends the police to be more vigilant to prevent citizens from taking matters in their own hands and also to be friendlier to encourage all genders and age groups to report crimes. The government is also recommended to create more awareness on citizens by educating them on the importance of reporting crime.

## **CHAPTER ONE: INTRODUCTION**

### **1.1 Background of the Study**

Controlling crime is one of the major tasks of any government. For this to occur, crime must come to the attention of the criminal justice system. In this regard, a victim's decision to report victimization to the police is very important. Reporting crime to the police is defined as the act of notifying the police of a crime that took place. In most cases, crime reporting takes place at a police station. However, this does not rule out the possibility to notify the police by telephone and nowadays as technology advances one can report minor crimes via the internet. There are hotlines in which one can reach the police. Despite all this a lot of criminal victimization is not reported to the police and, consequently, many offenders will never be found and prosecuted. For example, only half of all incidents of six types of crime in 17 industrialized countries are reported to the police (Bouten, Goudriaan, & Nieuwbeerta, 2002). Therefore it is important to understand the conditions under which victims report (or do not report) for the development and implementation of crime control strategies.

When and why crime victims (do not) report their victimization to the police has been the subject of empirical criminological research since the seventies. In many victimization surveys, victims are asked in retrospect about their motivations to report or not report certain crimes. For those who say that they have reported their victimization to the police they are asked why they have done so, and those who say they have not reported their victimization are asked why they have not. Tanner in his book *CRIME IN EAST AFRICA* has highlighted several reasons why people would choose not to report crime. One of the reasons highlighted in his book is 'The convenience of the public' in terms of distance to the police station which determines rate of

reporting. If the stations are far from the place of crime, most people will forego reporting to avoid unnecessary costs.

When crimes are not reported to the police, victims may not be able to obtain necessary services to cope with the victimization, offenders may go unpunished, and law enforcement and community resources may be misallocated due to a lack of accurate information about local crime problems. Understanding the characteristics of crimes unknown to police, victims who do not report crimes, and the reasons these crimes are not reported may help identify gaps in the provision of criminal justice services and inform police practice and policies. Common motivations for reporting a crime include, to teach the offender a lesson and to discourage other offenders, to get money from the insurance, to recover important property to mention but a few.

Some common theoretical models have been used in trying to explain the reporting behavior.

Economic model is a cost-benefit model in which explains reporting behavior. This model uses rational choice theory and social exchange theory which assume that rewards and costs drive decisions. Costs are the elements that have negative value to a person such as effort put, time and money. Reporting of crime in this case would be considered as a time wasting process which costs money. Rewards are the elements that have a positive value and in this case they would include; recovery of property and having a feeling of security.

The second model is the psychological model which is based on cognitive decision. It is based on the idea that human behavior is the intervention between a stimulus(in this case victimization) and a response(reporting or non-reporting) to that stimulus. The way a person evaluates a given situation determines the affective and behavioral response (Gold 1980). Cognition involves two systems; the deliberate that is the rational thinking, which follows basic rules of logic and the

intuitive system which operates in a more automatic, holistic manner in which quick decisions are made according to simple heuristics we have developed through experience.

The third model used to predict reporting behavior is the sociological model which argues that behavior in this case reporting of crime to the police is a function of social structures in the society in which the victim and offender live (Black, 1976). This would include the norms binding a society, culture, beliefs and values. For example, Black proposes that in communities with a high degree of stratification, the law is used more often, and thus more crimes are reported to the police.

Other important factors are the categories of crime where according to Mushanga (1976) some crimes are more easily reported than others. For instance arson, under normal circumstance, is an offence that most people will not wish to conceal, but rapes not likely to be reported because of the shame that surrounds it and because women are, in the majority cases raped by men who have had sex with them previously or who know them very well.

## **1.2 Statement of the Problem**

Controlling crime continues to be a big problem probably because crimes are on the increase and there is little likelihood for a decline in crime rates anytime in the near future (UNODC, 2009). Kenya has shown a marked increase in the recent years in the incidences of law breaking and violations. In fact the rate is alarming and has attained an epidemic proportion in this country that everyone has increasingly become not only concerned but also worried. This is evident in the empirical figures, newspapers, audio visual electronic and print media which highlight criminal activities in various parts of the country, most of which are reported to have occurred in big cities. In fact United Nations surveys in Kenya have shown that over half of the population

worries about crime constantly and roughly 75% feel unsafe while at home (UN - Habitat, 2002). In spite of this continuous reports of criminal activities, the problem of crime still persists, in fact escalates and less crimes are reported. According to Steadman Research services (2004) poll in crime, only up to 45% of urban crimes are reported. Why is reporting of victimization? Could it be that citizens do not see the importance of reporting? Could it be that the police posts are far from where they are? Could it be because they do not know how to go about reporting? Could it be because the police are not responding? This therefore shows the need to investigate the determinants of reporting or failing to report crime to the police.

### **1.3 Key Research Questions**

1. What motivates people to report or fail to report crimes?
2. What crimes do people report to the police and for what reasons?
3. What gender and age group reports crime to the police more often?
4. What are the general views on the extent of crime and reporting in the area of study?

### **1.4 Research Objectives**

#### **1.4.1 Main Objective**

The general objective of the study was to investigate the determinants of reporting or failing to report crime to the police.

#### **1.4.2 Specific objectives**

1. To identify determinants of reporting or failing to report crime to the police.
2. To investigate on the crimes most likely to be reported to the police and why
3. To assess the gender and age group that is more likely to report crimes to the police
4. To assess the general views on the extent of crime and reporting behavior in Githurai 45.



## **1.5 Justification of the Study**

This study provides important information in the policy making sectors, crime control sectors, criminal justice system, the police and the members of public. The study also adds knowledge since this topic is not very explored. It shows what is on the grass root as compared to what is in the record which is important to many stakeholders in implementing policies that will control or curb crime which has escalated over time.

The study also provides information on the need for the police to be more vigilant so as to prevent members of the public from taking matters in their own hands in search for justice. The data can also be utilized in future by researchers as a point of reference in related researches.

## **1.6 Scope and Limitations**

This study was selective with regard to what crimes and victims were examined. The study was interested in the reporting behavior of individuals. Crimes reported by institutions and organizations were not to be examined. Only crimes directed at persons and households were included. Victimless crimes which are crimes with no direct victim or with a collective as the victim, examples are tax, fraud, the use of illegal intoxicants, drug dealing, illegal prostitution, driving while intoxicated, vandalism to public property, and crimes against the environment were excluded. Third, this study focused on the reporting behavior of crime victims, as well as bystanders and also the general willingness of the public to report crimes to the police. In connection to this, the study was interested in economical (weighing the cost-benefit of reporting or failing to report) and sociological (the existing norm in a society of either reporting or not reporting crime) individual reasons of reporting or failing to report crime. There was a possibility of people deciding as a group to report or fail to report crime especially in highly stratified

societies but this study only focused on individual reasons for reporting on failing to report crime to police. The study utilized both genders of male and female but had a limiting factor of age because only adults were above 18 were studied. The study also targeted a population of those who could read and write since study utilized self-administered questionnaires the work looked at self-report crimes however we do not actually know if the respondents were victimized or not.

The study does not allow generalization of the results since it utilized a non-probability sampling technique which does not allow the researcher to have control of the representativeness of the sample. It only provides a general view of the situation.

## **CHAPTER TWO: LITERATURE REVIEW AND THEORETICAL FRAMEWORK**

### **2.1. Introduction**

Crime-reporting behavior is generally considered a form of willingness to report crimes to authorities. The review of the existing literature on crime-reporting behavior shows that people's willingness to report crime to the police is influenced by a host of interrelated factors. Some of those factors have a direct effect and others an indirect effect on crime-reporting behavior as discussed in this chapter.

### **2.2 Forms of Victimization**

Victimization takes many different forms, including domestic abuse by individuals close to the victim, other non-domestic victimization, frequency of victimization events, time of occurrence, location of occurrence (e.g., public location vs. private location), different types of victimization (e.g., crimes against property vs. crimes against persons), and different degrees of severity of victimization (e.g., from murder, rape, repeat-assaults, to property loss). Each one of these forms of victimization differs in terms of propensity to report victimization events to the police, and each form of victimization may be explained by different sets of correlates.

### **2.3 Sociological Factors of Reporting Crime**

Sociologically, reporting of crime to the police is a function of social structures in the society in which the victim and offender live (Black, 1976). A classic study, *The Behavior of Law* (Black, 1976) emphasizes this, where law is defined as governmental social control. Examples of the behavior of law are: how the police treat victims, witnesses and offenders, or the conviction of an offender, and victims reporting victimization to the police.

According to Black, there are five social structural variables that predict variations in the behavior of law: social stratification (uneven distribution of the conditions of existence, such as food, access to land or water and money), morphology (e.g. the distribution of people in relation to each other, including their division of labor, integration and intimacy), culture (e.g. expressions of what is true or important, such as religion, adornments and folklore), organization (the corporate aspect, or the capacity for collective action), and social control (the normative aspect of social life, or the definition of deviant behavior and the response to it, such as prohibition, accusation, punishment and compensation). For example, Black proposes that in communities with a high degree of stratification, the law is used more often, and thus more crimes are reported to the police.

Crime is a function of the society as functionalism theory would view it. The sociologists argue that society consists of various institutions and groups and their contact with one another influences the outcome in terms of behavior. If there is cooperation, completion, accommodation as well as conflict the result is a unified social system. Therefore any given practice or custom will persist over time only because it has proven to be beneficial to the society. If a community is highly unified and has a custom of obeying the existing laws, then it is very likely that reporting of crimes will be higher because they want to eliminate any source of threat to their society. This also applies to the society that is highly individualized (organic solidarity) which does not necessary care about each other the reporting of crime will also be individualized depending on how important it is to the person who has been victimized. Also in the same light if in a certain society there is a known habit of reporting or not reporting crime to the police, then the members of the society will act accordingly.

### **2.3.1 Seriousness of Crime and Economic Factors**

The severity or the consequences of the criminal event affects the decision to report or not report a crime to the police. An individual perception about the seriousness of crime plays an important role in crime-reporting behavior. Skogan argued that crime-reporting behavior is a form of individual evaluation of the events in terms of cost-benefit rational. He further argues that crimes that tend to produce some form of personal gain such as property crimes are more likely to be reported to the police. For example, those who have insured property, and that the property will be fully compensated by the insurance companies, are more likely to report property theft to the police compared to those who do not have property insurance.

However, the seriousness of crime does not stop at the value of property. Research shows that the severity of crime becomes a stronger determinant of crime-reporting behavior when including violent crimes such as victim injuries, repeat victimization events, etc. Tanton and Jones's study shows that victims of serious crimes have a higher propensity to report crimes to the police than victims of less serious crimes. Victims who had experienced injuries during an assault, for example, were associated with higher reporting of the event to the police. Additionally, crime-reporting is further influenced by the degree of the severity of injury. Severe injuries that received medical treatment are more likely to get reported than light injuries which do not receive medical attention. The reason behind crime-reporting behavior for violent crimes is the victims' perception that they will have a greater benefit if they involve the police. That is, if victims of violent crimes report their victimization events to the police, it means that they can put a stop to their victimization. This argument is consistent with Skogan's cost-benefit rational;

a form of rational choice perspective in which victims of crime perceive crime-reporting as beneficial.

Rational choice theory concept can be applied to explaining reporting behavior. According to the founders-Cesare Beccaria and Jeremy Bentham., the central points of this theory are: The human being is a rational actor, Rationality involves an end/means calculation, People (freely) choose all behavior, based on their rational calculations, the central element of calculation involves a cost benefit analysis: Pleasure versus Pain. Just like the economy model, this theory considers the factor of cost-benefit in determining behavior. People will calculate the benefits or costs of reporting a crime and if the benefits outdo the costs, reporting is very likely and the vice versa is also true.

### **2.3.2 The Effect of Victimization Experiences on Crime-Reporting Behavior**

Past experience of a victim determines their reporting behavior. Xie et al. researched the relationship between factors that affect crime-reporting behavior for individuals who have been victimized by crime. The major assumptions in their study were that crime-reporting behavior will be affected by the victim's prior experience with the police, whether or not an arrest was made by the police in an effort to investigate the crime that has affected the victim, and by the police response to an individual's own prior victimization rather than victimization of another household member. The results showed that the greater the police efforts following the most recent victimization of an individual, the greater the individual will report subsequent victimization events to the police. In addition to this a research conducted by Hickman, Simpson and Holmberg found out that a positive police response to prior victimization (i.e., if the offender was arrested) encouraged victims to report subsequent crimes to the police. In addition, research

shows that as the frequency of victimization events increases, reporting victimization events to the police also increase. A research conducted by Conaway and Lohr analyzed factors associated with reporting violent crimes to the police and found out that people who have been previously victimized, regardless of the type of victimization, are more likely to report subsequent victimization events to the police.

This hypothesis has been empirically supported by the research findings of Unnever and Cornell's study who examined factors that influence students' decisions to report being bullied to school officials, victims who reported bullying to school officials increased as the persistency of victimization increased. Research findings of Williams and Cornell also show that there is a positive influence on students' willingness to seek help for a threat of violence when they have been previously victimized by crime. This shows that there is a reason to believe that an increased number of victimization events is positively correlated with willingness to report subsequent victimization events to the police.

### **2.3.3 Socio-Economic Status of A Victim**

The socio-economic status at the neighborhood level as well as at the individual level affects crime-reporting behavior. Prior research shows that people who live in economically disadvantaged neighborhoods are less willing to cooperate with the police and in this case unwillingness to report witnessed crimes or victimization events to the police. Caracach argued that people who find themselves in difficult financial situations (e.g., unemployed) are less likely to report crimes to the police. This is because of negative attitudes toward the police. Johnson in his study indicates that attitudes toward the police were the most negative among persons with income below \$20,000, the unemployed, and non-homeowners.

Moreover, economically disadvantaged neighborhoods tend to have a higher level of crime compared to more economically developed neighborhoods. In high-crime areas the police then are more likely to exercise coercive means, including police use of excessive force, which negatively affects both residents' attitudes toward the police and their crime-reporting behavior.

At the individual level, research shows that lower-income persons, overall, are slightly less likely to report crimes to the police compared to high-income persons. However, this behavior varies by the type of crimes. Goudriaan's study, for example, shows that property crime, especially, is more likely to be reported to the police by high-income families compared to low-income families. Skogan's study also confirms that high-income families are more likely to report property crime. He argues that reporting certain property crimes to the police is done with intent of recovery, for insurance purposes, or in some cases, as an expression of anger. High-income families are more often victims of property crime, because they possess more property and of value that can be targeted by potential offenders.

Lower-income victims of violent crimes on the other hand are more likely to report victimization events to the police than higher-income victims. Skogan's study shows that low-income families report about 19% more violent crimes than high-income families. Research shows that low-income families are more often victimized by violent crimes than high-income families. The percentage of reported crimes against persons declines as the household income increases and the percentage of reported property crimes increases as the household income increases.



### **2.3.4 Factors Influencing the Reporting Behavior of Witness**

People may think it's a moral dilemma to call police. This happens when they lack evidence or substantial information to accuse the offender. If this gets to the police, there will be an investigation dependent on the witness statement but an arrest is unlikely without additional statements, information and corroborating evidence. The police have to substantiate the evidence and if a witness does not have any evidence they might opt not to report.

Mostly people may think it's not their business to report crime or it is not important to do so. This happens especially if the crime is happening to someone they may not know for instance in the neighborhood or in the streets. People fail to realize they could be the next victim considering how the crime rates have escalated. For instance, the U.S. Department of Justice statistics from 2001 shows that one property crime occurs every three seconds, one burglary every 15 seconds, and one larceny theft every five seconds (with 81% unsolved), who's to say you won't be the next victim?

Considering the processes that come with reporting such as recording statements and sometimes going to and fro of the police posts, many people will not want to get involved since they consider this tiring and costly.

Fear of retaliation is one big factor in determining the reporting behavior. This is especially if the witness or the victim knows the offender. Studies of crimes of violence recorded in police files suggests that homicides (Wolfgang 1958) rapes (Amir, 1971), and assaults (Pittman and Handy, 1964) are common among neighbors, lovers and family members. If one witnesses or is a victim of such crimes committed by people they know, then reporting would be rare in fear of retaliation. As such people will not report. Many crime victimization surveys, from many countries, do show that there is a correlation between the under-reporting of crime and the degree

of intimacy between the victim and the offender. The degree of seriousness of offending also affects reporting, with less serious offending less likely to be reported to police. Also the nature of the offending affects reporting, with sexual offenses far less likely to be reported, even when they are serious.

### **2.3.5 Characteristics of Victims**

According to a research conducted in Australia by Australian Bureau of Statistics characteristics of a victim play a big role in determining reporting behavior. For instance, a person's age is a significant factor in reporting crime especially assault. Older people are more likely to report victimization as compared to younger people. In their report, reporting of crime increased with each age cohort. Those aged 15-19 years had a reporting rate of 21%, increasing to 43% for those aged 65 years and over.

### **2.3.6 Victim-Offender Relationship, Location and Gender**

It has been hypothesized that there is a negative relation between the degree to which the offender is known and the likelihood that victims will report to the police. The main reasoning behind this hypothesis is that people are less in need of formal social control (police intervention) in situations with higher levels of informal social control. If the offender is (well) known, the situation could be solved informally, while this is not the case when the offender is not (or hardly) known.

The location of the incident and whether the offender was known to the victim also had some impact, with victims more likely to report if the incident occurred at home than if it occurred in a public place or some other location, and less likely to report the incident if the offender was their

partner. The sex of the victim also mattered. Across all categories such as race, women appear to be more likely to report victimization to the authorities. This is because many men will take matters in their own hands or deal with it in different ways such as learning ways to cope with it especially if the crime is considered to be a bit 'shameful' such as domestic violence or even rape. For instance in the United States, according to the Bureau of Justice Statistics in 1995 women reported a six times greater rate of intimate partner violence than men. Studies have found that men are much less likely to report victimization in these situations.

#### **2.4 Police Institutional Factors**

Institutions share a culture which is defined as a shared system of beliefs, attitudes and sentiments held by a particular group. It is the culture that binds the police together and it cuts across the whole nation. Citizens will either have a positive or a negative attitude towards the police depending on its culture. For instance if the institution is perceived to have a culture of corruption then most people will develop a negative attitude towards them which will affect the behavior of reporting crime. The police have been ranked as the most bribery prone institution in Kenya and other East African countries. According to the East African Bribery Index launched by Transparency International the police is the most bribed institution in Kenya, Uganda and Tanzania. Ninety three percent of Kenyans surveyed in the report said they will not report bribery incidents with 17% saying they do not know where to report. Majority of 36% respondents in Kenya and Tanzania said they pay bribes to hasten up services while 26% said it was the only way to hasten up services. When asked to describe the level of corruption in their countries, majority in Kenya, Burundi and Uganda described is as 82%. The average size of bribes in Kenya was KSH, 8000. This influences reporting behavior as most people will prefer

not to report since looking at it, it is more expensive to report a crime to the police considering one will have to part with some money to have their cases looked into.

## **2.5 Psychological Factors of Reporting Crime**

These are cognitive factors in victim's decision to report crimes. Victims have different behavioral options after a crime and reporting the crime to the police is just one of those options. According to the model of decision-making for crime victims developed by Ruback, Greenberg, and Westcott (1984), there are three stages that victims go through after victimization. In the first stage, people label themselves as crime victims. This happens when they are involved in a situation that could be interpreted as a crime according to their own definition and understanding of a crime. In the second stage, people determine the seriousness of the crime. This judgment is based on the perceived injustice of the incident and the perceived vulnerability to similar crimes in the future. In the third stage, victims decide whether to seek help from the police, to seek a private solution, to re-evaluate the situation, or to do nothing at all. This decision is based on stored knowledge regarding the different options. It is assumed that when deciding what to do, a victim's goal is to reduce the experienced distress.

Seriousness of crime determines the reporting although it is indirect since it is the affective reaction (fear, stress), which influences the decision-making. The victim's direct social environment is also important in that if the people surrounding a victim especially the partners advises him or her not to report, he or she will be less inclined to turn to the police for help and the vice versa is also true. Also stored knowledge on victims' previous experiences with reporting if any plays a very important role in determining what to do.

Cognitive behavior theory which explains the psychological factors, is based on the idea that human behavior is mediated by unobservables that intervene between a stimulus and a response to that stimulus.(Gold 1980:8) Many mediating constructs are important to a full understanding of emotion and behavior, including beliefs, strategies, attributions, and expectancies. The way a person evaluates a given situation, in light of these mediating constructs, determines the affective and behavioral response (Gold 1980). Describing people without paying attention to what people are thinking cannot provide an adequate model of personality. Julian Rotter (1954) proposed that a cognition or expectation leads to a certain outcome or consequence. People weigh their actions' possible consequences in terms of recollections about what has happened previously in similar circumstances. The possible rewards- how much value they attach to the outcome may determine whether people engage in certain behaviors in this case reporting or failing to report crime. If for instance a victim has had a bad experience of harassment by police after reporting a crime or a similar situation happened to people close to them, this stored information will affect their willingness to report the crime to the police.

## **2.6 Theoretical Framework**

### **2.6.1 Functionalism**

Functionalism views society as a system that is a set of interconnected parts which together form a whole. The basic unit of analysis is society, and its various parts are understood primarily in terms of their relationship to the whole. Emile Durkheim (1938) argued that society has a reality of its own over and above the individuals who comprise it. Members of society are constrained by 'social facts' by ways of acting, thinking and feeling, external to the individual and endowed with a power and coercion, by reason of which they control him. Beliefs and moral codes are

passed on from one generation to the next and shared by the individuals who make up a society. From this point of view, it is not the consciousness of the individuals that directs behavior but common beliefs and sentiments that transcend the individual and shape his her consciousness. If a society is highly stratified and have habits of fighting crime, this will run across the whole society.

Durkheim was aware of the possibility that societies might not function smoothly especially in those highly industrialized societies. If this happens and egoism or anomie comes in, individualism comes as a result where behaviors such as reporting will be decided independently.

According to an English Philosopher Thomas Hobbes, humanity is directed by passion and reason. Its passions are the primary driving force, reason being employed to devise ways and means of providing for their satisfaction. If people's passions were not controlled, they would use any means at their disposal, including force and fraud to satisfy them. However, for the fear of consequences of 'the war of all against all', people agree to restrain those passions and give up their liberty and enter into a social contract with their fellows.

A sociologist by the name Max Weber in his explanation of bureaucracy and rational action, he argues that all human action is directed by meanings. He identified various types of action that are distinguished by the meanings on which they are based. They include:

*Affective or emotional action.* This stems from an individual's emotional state at a particular time such as a loss of temper leading to violence. The second one is *Traditional Action* which is based on established custom. Individuals act in a certain way because of ingrained habit because things have always been done that way and they have no real awareness of why they do something, their actions are simply second nature. The third is *Rational Action* which involves a clear awareness of a goal. It is the action that involves a systematic assessment of the various means of

attaining a goal and the selection of the most appropriate means to do so. Weber believed rational action had become the dominant mode of action in modern industrial society. He referred it as the 'process of rationalization' and bureaucracy is a prime example of this process. It involves the precise calculation of the means to attain this goal and systematically eliminate those factors that stand in the way of the achievement of its objectives such as crime.

One of the key ideas in Functionalism is that society is made-up of groups or institutions, which are cohesive, share common norms, and have a definitive culture. Robert K. Merton argued that functionalism is about the more static or concrete aspects of society. Functionalism asserts that the way society is organized is the most natural and efficient way for it to be organized. The higher the level of integration between these intermediate groups, the more cohesive society will be as a whole. The absence of social cohesion can result in greater violence toward others and one's self. The interaction among institutions and groups influences the outcome in terms of behavior. If there is cooperation, completion, accommodation as well as conflict the result is a unified social system. Therefore any given practice or custom will persist over time only because it has proven to be beneficial to the society. If a community is highly unified and has a custom of obeying the existing laws, then it is very likely that reporting of crimes will be higher because they want to eliminate any source of threat to their society. This also applies to the society that is highly individualized (organic solidarity) which does not necessary care about each other the reporting of crime will also be individualized depending on how important it is to the person who has been victimized. Also in the same light if in a certain society there is a known habit of reporting or not reporting crime to the police, then the members of the society will act accordingly.

Crime is also seen as a function of the society according to this theory. The society cannot function without crime. The sociologists argue that if the society was so perfect then it would collapse therefore it needs things such as crime that will lead to creation of laws and restrictions that keep the society in check as Black, a sociologist explained behavior sociologically. According to him he assumes reporting of crime to the police is a function of social structures in the society in which the victim and offender live (Black, 1976). It is a macro-level explanation for crime reporting and in general tries to explain reporting behavior at a higher level of aggregation. He carried out a study which he called *The Behavior of Law* (Black, 1976), where law is defined as governmental social control. Examples of the behavior of law are: how the police treat victims, witnesses and offenders, or the conviction of an offender, and victims reporting victimization to the police. According to Black, there are five social structural variables that predict variations in the behavior of law: social stratification (uneven distribution of the conditions of existence, such as food, access to land or water and money), morphology (e.g. the distribution of people in relation to each other, including their division of labor, integration and intimacy), culture (e.g. expressions of what is true or important, such as religion, adornments and folklore), organization (the corporate aspect, or the capacity for collective action), and social control (the normative aspect of social life, or the definition of deviant behavior and the response to it, such as prohibition, accusation, punishment and compensation). For example, Black proposes that in communities with a high degree of stratification, the law is used more often, and thus more crimes are reported to the police. In addition to explaining reporting behavior another theory has been used.



## **2.6.2 Rational Choice Theory**

Rational choice theory adopts a utilitarian belief that man is a reasoning actor who weighs means and ends, costs and benefits, and makes a rational choice. This theory states that everything an individual does especially behaviors related to crime are motivated by the costs and benefits involved such things as money, status, sex and excitement, and that meeting these needs involves the making of decisions and choices.

This theory is based on the assumptions of individualism that is making decisions or choices as an individual, maximization of goals, and self-interest that is the individual is thinking about him/herself and how to advance their personal goals. Central points of the theory are described as follows: The human being is a rational actor and rationality involves end/means calculations where people freely choose behavior, both conforming and deviant, based on their rational calculations. The central element of calculation involves a cost benefit analysis: Pleasure versus pain or hedonistic calculus. Choice, with all other conditions equal, will be directed towards the maximization of individual pleasure. It is therefore in accordance to this theory that the decision to report or fail to report a crime is based on a cost benefit calculation by the victim determining whether it is worth the effort to contact the police (Skogan, 1976, 1984). The victim will not report to the police if the expected costs of reporting are higher than the expected benefits. There is also a direct relationship between the distance to police station and the cost of all alleged crimes in terms of money or prestige. (R.E.S Tanner, 1970). According to this model of decision-making, crimes resulting in little or no financial losses or physical injury will be reported less often, as reporting always brings transaction costs (it takes time), while the expected benefits of reporting are low such that the police will not take the case very seriously, or will put less effort

into solving the case. If the police do anything at all, there will not be much benefit for the victim as compensation and in influencing the decision of the victim to report. The perceived seriousness will be strongly related to the amount of financial loss and/or physical injury. This is in accordance with existing empirical research (Bennett & Wiegand, 1994; Felson, Messner, Hoskin, & Deane, 2002; Fishman 1979; Gottfredson & Hindelang, 1979; Kury, Teske, & Würger, 1999; Pino & Meier, 1999; Skogan, 1976, 1984; Sparks, Genn, & Dodd, 1977). However, this theory does not answer everything so the need of another theory.

### **2.6.3 Cognitive Theory of Motivation**

Cognitive theory of motivation seeks to explain human behavior as a product of the careful study and active processing and interpretation of information received. It works under the assumption that people's expectations guide their behavior, usually in ways that would bring about desirable outcomes. The actions of humans, in addition to what motivates them to engage in particular actions, are therefore the product of deliberate thought processes such as beliefs, expectations, knowledge about things and past experiences. Cognitive theory of motivation is rooted on two basic factors. The first involves information available to the individual. Initially, an individual will process a situation based on whatever input is immediately available to his senses. The second factor involves the individual's past experience, which the person refers to when trying to make sense of information presently available and in determining how to respond or relate to the current situation.

Deci and Ryan explain two types of motivations. The first is the intrinsic motivation which is the force that compels a person to fulfill his/her inner potential and interests. This kind of motivation corresponds to the inherent desire of an individual to express his/her authentic self

through selected actions and behavior, across different settings. It is said to be quite effective as people who are intrinsically motivated feel that they can influence and determine the outcomes of their efforts. This in this case would be a person reporting a crime to the police because they feel it is the right thing to do. The second motivation is the extrinsic motivation which is experienced when a person's actions are influenced by the desire to attain goal objectives or rewards. In this case a victim reports a crime in the hope of getting a reward such as recovering lost property.

### **2.6.3.1 The Influence of Cognition on Affect**

Cognition can affect emotions through activation of schemas (mental frameworks containing information relevant to specific situations or events and once established, help us interpret these situations and what's happening in them) containing a strong affective component for example if we label an individual belonging to a certain group such as 'the police', the schema for this social category may suggest what traits he/she probably possess. In addition, it may also tell us how we feel about such persons. Thus, activation of a strong racial, ethnic or stereotype may exert powerful affects upon our current feelings or moods.

When individuals hold expectations about how they will react to a new event or stimulus, these expectations often shape their perceptions of, and feelings about the event or stimulus when they do encounter it for example when people expect they will dislike something for instance how bad the police will harass them when reporting, they often show visible signs of displeasure even before they encounter it thus in this case avoid reporting.

### **2.6.3.2 How Affect Influences Cognition**

A theory proposed by Forgas (1995), known as the affect infusion model (AIM), affect influences social thought and ultimately social judgments through major mechanisms. First mechanism is priming (triggering) in situations where we engage in substantive thought where we attempt to interpret new information and relate it to existing knowledge. The second mechanism is affect may influence cognition by acting as a 'heuristic cue'- a quick way for inferring our reactions to a specific person, event, or stimulus. According to this 'affect-as-information' mechanism (Clre et al, 1993), when asked to make a judgment about something in the social world, we examine our feelings and then respond accordingly. If we are in good moods, the answer will be favorable and vice versa.

### **2.6.3.3 How Attitudes Influence Behavior**

One aspect of situations that influences the attitude behavior link is time pressure. Attitudes often function as cognitive frameworks for processing social information. When individuals are under time pressure and have to decide and act very quickly, they tend to fall back upon their attitudes as a quick and easy guide. For instance if one was in a hurry to get to work and somebody snatched their phone, their attitudes will come in hand for instance if their attitude toward the police is negative, then they will not report the crime considering they are under time pressure unlike when they were not in any hurry then they might have given it a thought.

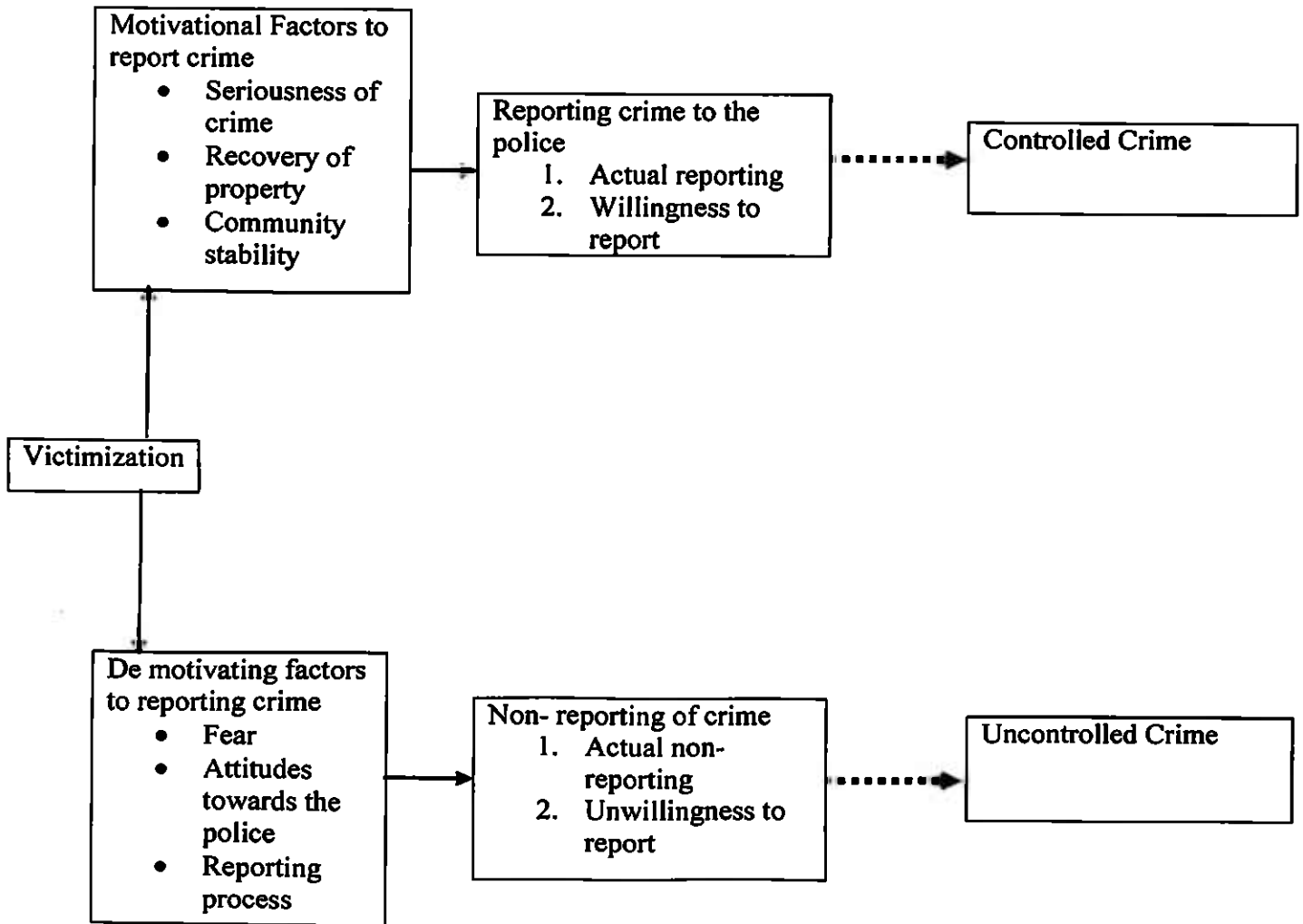
DeBono and Snyder(1995) reasoned that individuals tend to choose situations where they can engage in behaviors consistent with their attitudes, the attitudes themselves are strengthened and so become better predictors of behavior. According to one theory-Fazio's 'attitude to behavior

process model' (Fazio 1989, Fazio & Roskos, Ewoldsen, 1994) the process goes as follows: Some event activates an attitude, the attitude then influences our perceptions of the attitude object. At the same time, our knowledge about what is appropriate in a given situation (our knowledge of various social norms) is also activated. Together, the attitude and this stored information about what is appropriate or expected shape our definition of the event, and this definition or perception in turn influences our behavior. For example if someone was robbed, his/her attitude towards the act (robbery) will influence how he/she perceives everything else. If they perceive the act as very offending according to the stored information they have on robbery, then all this in combination results in a behavior which could be seen appropriate and one of those behaviors is reporting or failing to report the crime.

In their theory of planned behavior, Ajzen & Fishbein (1980), suggest that the best predictor of how we will act in a given situation is the strength of our intentions with respect to the situation for example if one has become a crime victim, his/her reporting behavior will depend on his intentions which are strongly influenced by three key factors. The first factor is the person's attitude towards the behavior in question. If for instance he associates reporting with long, boring and unrewarding process, his intention to report will be weakened. The second factor relates to the person's beliefs about how others will evaluate this behavior (this factor is known as subjective norms). If the people close to him think reporting a crime will offer solutions then the intention to report will be strengthened.

Finally, intentions are also affected by 'perceived behavioral control' the extent to which a person perceives a behavior as hard or easy to accomplish. Together, these factors influence intentions and these in turn are the best single predictor of the individual's behavior.

## 2.7 Conceptual Framework



Reporting of crime to the police is a behavior that is dependent on several factors. Depending on the factors, the crime can either be reported or not. Seriousness of crime is a key factor. Research shows that the severity of crime becomes a stronger determinant of crime reporting behavior when including violent crimes such as victim injuries, repeat victimization events, etc. Tanton and Jones's study shows that victims of serious crimes have a higher propensity to report crimes to the police than victims of less serious crimes. The decision to report or fail to report a crime is also based on a cost benefit calculation by the victim determining whether it is worth the effort to contact the police (Skogan, 1976, 1984). The victim will not report if the expected costs of reporting are higher than the expected benefits. If the benefits exceed the cost such as recovering

lost property then reporting will take place. In addition to a tangible benefits such as recover of property, community stability is also a major factor. Though many victims may not necessarily report to have community stability, their intentions of preventing crime from recurring again by reporting or to have perpetrators arrested all lead to a stable community.

Fear is an unpleasant emotional state consisting of psychological and psycho physiological responses to a real external threat or danger. It is a strong emotion that has been a major deterrent of reporting crime to police. It is either fear of being harassed by the police or fear of retaliation. Studies of crimes of violence recorded in police files suggests that homicides (Wolfgang, 1958) rapes (Amir, 1971), and assaults (Pittman and Handy, 1964) are common among neighbours, lovers and family members. If one witnesses or is a victim of such crimes committed by people they know, then reporting would be rare in fear of retaliation. This is evident in Kenya today according to anecdotal information where cases of domestic violence are on the increase yet very few people are willing to report the cases to the police. According to one theory- Fazio's 'attitude to behavior process model' (Fazio 1989, Fazio and Roskos, Ewoldsen, 1994) the process goes as follows: some event (victimization) activates an attitude, the attitude then influences our perceptions of the attitude object (police). At the same time, our knowledge about what is appropriate in given situation (our knowledge of various norms) is also activated. For instance if one had a bad experiences with the police or has heard bad things about the police, his or her attitude towards them will be affected. This information will be used to determine the current action that is to report or fail to report crime to the police. The cost-benefit factors as discussed earlier can either encourage or discourage reporting. In this case reporting a crime is viewed as a long and tiring process which consumes time and most victims will forego the

reporting to avoid the process. These factors as key in determining (non) reporting or the willingness to (non) report crime to the police.



## **CHAPTER THREE: RESEARCH METHODOLOGY**

### **3.1 Site Selection**

The area of study was Githurai 45. The choice of this area was influenced by anecdotal information by the mass media that crime is becoming a grave socio-economic problem in Nairobi and Kenya in general. Nairobi has had an increasing population year after year. It consists of people of all walks of life despite their tribes or even race meaning therefore it is socially, culturally and economically heterogeneous. This compels individuals to exhibit less severe forms of social control hence easily fall victims to temptations of crime.

Like most cities, Nairobi has crowded markets and trading areas, middle class suburbs, overcrowded slums and spacious mansions for the rich and powerful. It is characterized by exploitation and high levels of unemployment since most young people move to the city to search for employment and in most cases they end up unemployed leading to higher levels of poverty thus most youths start engaging in crimes to make ends meet.

Levels of crime have advanced with time with criminals inventing new skills and tactics to commit crime which make it even harder to catch or even detect them. Recently terrorism is on the rise leading to more insecurity in the city.

The study took place in Githurai a busy market centre located 12KM on the Eastern part of Nairobi; the capital city of Kenya. However the study only took place in the township region of Githurai 45 which is not a very large area. It is a residential area for the middle and lower class citizens who are either employed or self-employed within Githurai and its outskirts and the unemployed. This stratification is characterized by few families who can afford luxurious life while the rest wallow in abject poverty. About half of Githurai is in Roysambu Constituency of Nairobi County while the other half is in Ruiru Constituency of Kiambu County.

According to the 2005 census report done by the Central Bureau of Statistics, the population in Githurai is approximately 320,729, majority being children and youth. 47% of the population live below poverty line characterized by lack of proper housing, poor infrastructure, poor access to health care facilities and lack of quality education. A large number of children fail to attend school due to lack of basic needs.

Previous research shows that crime is more prone to low income areas such as this and therefore the probability to find high levels of victimizations.

### **3.2 Research Design**

The study adopted a descriptive cross sectional design. Descriptive research is a study designed to depict the participants in an accurate way. Cross sectional studies are a one-time interaction with groups of people. There are ways a researcher can go about it and one is through a survey. The term 'survey' is commonly applied to a research methodology designed to collect data from a specific population, or a sample from that population, and typically utilizes a questionnaire or an interview as the survey instrument (Robson, 1993). This study also used a retrospective type of a survey on a small part of population to review a past event in this case reporting or failing to report victimization that had already occurred.

### **3.3 Unit of Analysis**

The unit of analysis is what or who that is being studied. The study consisted individual adults who could have an opportunity to report crime to the police. This included individuals who were victims or bystanders/ witnesses of crime. They had to be over 18 years of age since this age

category can make an informed decision of reporting crime or failing to report crime to the police.

### **3.4 Unit of Observation**

A unit of observation is an object about which information is collected (Heather H. Boyd). Researchers base conclusions on information that is collected and analyzed. The study utilized individual respondent views.

### **3.5 Target Population**

The target population for a survey is the entire set of units for which the survey data are to be used to make inferences. Thus, the target population defines those units for which the findings of the survey are meant to generalize. (Brenda G. Cox). This study targeted all adults within Githurai 45 who could be victimized or be witnesses of crime and who could report crime to the police.

### **3.6 Sampling Procedure**

The sampling method used was convenient sampling as the study was more interested on the opinions of people. Convenient sampling is a non-probability sampling technique where subjects are selected because of their convenient accessibility and proximity to the researcher. This sampling was used for various reasons. Githurai 45 is known as a very busy market centre characterized by a big population of low income earners who are on small scale businesses. Most people from the surrounding areas come to shop within Githurai 45 since most items are cheap compared to other markets. The place is always full of people on the move and transacting business. The survey was utilizing self-administered questionnaires which would need the participants concentration and less distraction. This would be impossible to achieve in such a

busy place. If questionnaires were administered, there was a likelihood of attracting a lot of attention from curious lookers and this would interfere with people's confidentiality. Second, as an observation many people are not home during the day and conducting the research at night could not have been ideal for various reasons; it was likely to affect the quality of the data since many people are exhausted and having family time and some might interpret it as interfering with people's privacy, considering the insecurity levels many people would not allow a stranger in their home and also it was not secure for the researcher. Third, crime subject is a sensitive topic which might make people uneasy and therefore it was important to consider people's feelings and only have those who felt comfortable be the participants. Therefore the researcher used convenient grounds which included 2 churches, one college school, a social meeting and a neighborhood group. The participants were told in advance that the study was using English self-administered questionnaires and for those who were not comfortable or not willing to use the tool were replaced.

The sample for the study was 120 consisting of people who could read and write and were above the age of 18 years. The sample included 60 youths (18-35) 30 females and 30 males, and 60 adults (36 and above) consisting of 30 males and 30 females as well. A random sample of 30 people were selected without prequalification of the age or gender requirement. Based on the outcome of the random sampling, the shortfall of the numbers of respondents required per age bracket and gender was determined. The two factors (age and gender) were there after prioritized as the qualifications for a respondent until the required numbers per bracket were realized. Since this study used self-administered questionnaire, the sample was required to be able to read and write. By doing so the survey avoided biasness as a result of interpreting the questionnaire to

those who could not read and write and also this would prevent interfering with the confidentiality of the respondents.

### **3.7 Data Collection instruments**

Data collection is simply how information is gathered and for this study data was collected using questionnaires that were delivered to each of the respondents.

### **3.8 Data analysis**

This is the process of systematically applying statistical techniques to describe, illustrate, and evaluate data. According to Shamo and Resnik (2003) various analytic procedures “provide a way of drawing inductive inferences from data. The study made use of descriptive statistics such as frequencies, percentages, mean and mode. The data was presented in form of tables, bar graphs and pie charts.

## **CHAPTER FOUR: DATA INTERPRETATION PRESENTATION AND ANALYSIS**

### **4.1 Demographic Characteristics of the Respondents**

Slightly more than a half of the respondents (51%) were 36 years and above while 49% were between 18-35 years. See table 1 below. The distribution of the respondents was 52% males and 48% females. A majority of the respondents had attained university education at 45%, 35% had attained college education, 12% secondary education, 4% vocational training and 2% at least primary level education. The results also show that majority (44%) of the participants had a full time employment, 31% were self-employed, 12% were not employed, 6 % were on and off contracts while 5% of the respondents were part time employed. From the findings most respondents (57%) were married, 40% were single, 2% were divorced and 1% was separated. The study also sought to find out the religious affiliation of the respondents. A large majority of the respondents in the area of study were Christians (96%), 3% were Muslims and 1% had no religious affiliation. See table 1 below.

**Table 1: Demographic Characteristics of the Respondents**

<b>AGE</b>		<b>FREQUENCY</b>	<b>PERCENTAGE</b>
	18-35	59	49
	36 and above	61	51
<b>GENDER</b>	Males	62	52
	Females	58	48
	Primary Level	3	2.5
	Secondary Level	15	12.5
	Vocational Training	5	4.2
	College Level	43	35.8
	University and above	54	45
<b>EMPLOYMENT STATUS</b>	Not employed	15	12.5
	Self employed	38	31.7
	Full time employed	53	44.2
	Part time employed	6	5
	On and Off employment	8	6.7
<b>MARITAL STATUS</b>	Single	48	40
	Married	69	57
	Separated	1	1
	Divorced	2	2
<b>RELIGION</b>	Christian	115	95.8
	Muslim	4	3.3
	No religion	1	0.8

**4.2 Victimization of Respondents**

All the data was compared within gender not across gender because there were more male respondents as compared to female respondents. Of the 120 persons studied, 67.5% (n=81) had been victims while 32.5% (n=39) were not. Among the 62 men studied, 69.4% had been victimized compared to 65.5% of the victimized women which indicates a slight difference. See table 2 below.

**Table 2: Victimization of Respondents**

	Male		Female		Both sexes	
	Freq.	%	Freq.	%	Freq.	%
<b>Victims</b>	43	69.4	38	65.5	81	67.5
<b>Non-victims</b>	19	30.6	20	34.5	39	32.5
<b>Total</b>	62	100	58	100	120	100

**4.2.1 The Victimization Experienced**

Crime was classified into theft (petty theft), robbery with violence, assault, sexual offences and non-violent crimes against a person (insults, hate speech).

Theft cases seemed to be the most experienced as compared to other types of crimes 60%. This could be because this type of crime is committed in convenient environment for the perpetrators such as densely populated areas, in public vehicles, in abandoned areas which makes it easy for the perpetrators to go undetected. Robbery with violence also seemed to be high at 20%. This was followed by non-violent crimes at 8%, sexual offences at 7% and the least was assault at 6%. More females (65.9%) experienced theft as compared to males (55.8%). It is expected that females are more susceptible to this type of crime because they are less likely to resist or run after the perpetrator as compared to males. Males experienced more case of robbery with violence at 27.9% as compared to females at 12.2%. Males being masculine in nature are likely to fight back when attacked and this probably explains why they are robbed using violence. Non-violent crimes were slightly higher for males at 9.3% as compared to females at 7.3%. Females were more sexually offended at 12.2% as compared to males at 2.3%. Cases related to sexual offences have always been higher for the females probably because they are considered weak by



nature. Men being stronger physically make it easier for them to commit the crime. More females (7.3%) were assaulted as compared to males at 4.7%. See table 3 below

**Table 3: Types of Victimization Experienced**

	Males		Females		Both Sexes	
	Freq.	%	Freq.	%	Freq.	%
<b>Theft (petty theft e.g. snatching, pick pocketing )</b>	24	55.8	27	65.9	51	60
<b>Robbery with violence</b>	12	27.9	5	12.2	17	20
<b>Nonviolent crimes against a person( insults)</b>	4	9.3	3	7.3	7	8
<b>Sexual offences</b>	1	2.3	5	12.2	6	7
<b>Assault( Attacking a person physically)</b>	2	4.7	3	7.3	5	6
<b>Total</b>	43	51.2	41	48.8	84	100

#### 4.2.2 Victimization Reported To the Police

Of the 34 victimizations reported to police, they were mainly robbery with violence and theft both of which constituted 85%. Robbery with violence seemed to be the only crime that was highly reported (64%) compared to others. This is expected because whenever violence is used, the victims are left with fear and they report in hope to stop the incidence from occurring again. Other crimes reported include; theft cases at 35%, sexual offenses at 33% and least of all non-violent crimes against a person at 14%. Male respondents' rate of reporting was slightly highly (46.5%) as compared to that of female respondents at 34%. Generally it is expected that most women will shy away from reporting crime for fear of harassment by police or retaliation from the offender. Most women will report after consulting with their partners or people who are close to them. It is unlikely that a man should report a non-violent crime unless he feels threatened or his life is in danger. See table 4 below.

**Table 4:Victimization Reported To Police**

	Males		Females		Both Sexes	
	Freq.	%	Freq.	%	Freq.	%
<b>Robbery with violence</b>	8	67	3	60	11	64
<b>Assault( Attacking a person physically)</b>	1	50*	1	33*	2	40
<b>Theft(petty theft eg snatching, pick pocketing)</b>	9	38	9	33	18	35
<b>Sexual offences</b>	1	100*	1	20*	2	33
<b>Nonviolent crimes against a person(insults)</b>	1	25*	0	0	1	14
<b>Total</b>	20	46.5	14	34.1	34	40.5

**Caution: \* Frequency is too low so the % is not much meaningful.**

#### **4.2.3 Victimization of Respondents by Age and Gender**

The results show that older respondents (36 years and above) rate of victimization was higher (56.8%) as compared to their younger counter parts at 43.2%. This could be because older people have acquired more valuable assets with time which make them targets of crime. It could also be the age factor which is in itself vulnerability. Comparing across gender more older females were more victimized 60.5% as compared to males at 53.5%. Younger males on the other hand were more victimized compared to younger females. This could be because they are likely to stay out late which expose them as easy targets of crime. See table 5 below.

**Table 5: Victimization by Age and Gender**

Age	Males		Females		Both Sexes	
	Freq.	%	Freq.	%	Freq.	%
<b>18-35</b>	20	46.5	15	39.4	35	43.2
<b>36 and above</b>	23	53.5	23	60.5	46	56.8
<b>Total</b>	<b>43</b>	<b>100</b>	<b>38</b>	<b>100</b>	<b>81</b>	<b>100</b>

**4.2.4 Reportage of Crime to Police by Age and Gender**

The results show the older victims' rate of reporting crime to the police was higher (61.8%) compared to that of their younger counterparts at 38.2%. we see a change of pattern where older females rate of reporting is higher than that of men within gender, older women are more likely to report crime compared to younger women while there is no much difference between older and younger men. Comparing across gender and age, younger females rate of reporting is the lowest. Does this show powerlessness in the younger women? It could be that they fear to be harassed by the police. See table 6 below.

**Table 6: Reporting Crime to the Police by Age and Gender**

	Males		Females		Both Sexes	
	Freq.	%	Freq.	%	Freq.	%
<b>18-35</b>	10	50	3	21.4	13	38.2
<b>36 and above</b>	10	50	11	78.6	21	61.8
<b>Total</b>	<b>20</b>	<b>58.8</b>	<b>14</b>	<b>41.2</b>	<b>34</b>	<b>100</b>

**4.3 The Motivations for Reporting Crime to Police**

From the findings, the biggest motivation for reporting crime to the police was to get justice (41%). Justice brings a sense of morality in the society where everyone gets what they deserve.

Morality as it relates to our behavior is important on three levels. Renowned thinker, scholar and author C.S Lewis defines as: (1) to ensure fair play and harmony between individuals; (2) to help us make good people in order to have a good society; and (3) to keep us in good relationship with power that created us. This explains the dire need for justice. This was followed by the need to recover property at 22%, the need to have a safer a society and to acquire an abstract from the police both at 5%. Other motivating factors included; need to restore dignity, police station proximity and stopping crime from recurring all at 3%. Comparing across gender, more male respondents (42.8%) were motivated by the hope to find justice as compared to females at 37.5%. More females at 25% reported to recover their property as compared to males at 19%. The results show that only males reported crimes to the police to restore dignity, to stop crime from recurring (4.8%) and because they were near a police station. Males seem to have more reasons that motivate them to report crime as compared to females. Without desegregating by gender, the need for justice and to recover property stand out as the major motivators for reporting crime. In addition to this, obtaining police abstract is also considered a key motivator. An abstract is a document that acts in place of a national identity card to get services such as money transactions or for general identification was also noted by both genders. All the reasons given agree with the rational choice theory where the victims use the cost-benefit reasoning. They report in the hope of gaining either by recovering property, getting abstracts and all the other that lead to having a better society that is crime free. Quite a big number of respondents however showed indifference. They did not give any reason for reporting crime to the police. See table 7 below.

**Table 7: Reasons for Reporting Crime to the Police**

Reasons	Male		Female		Both Sexes	
	Freq.	%	Freq.	%	Freq.	%
To find Justice	9	42.8	6	37.5	15	41
To recover lost property	4	19	4	25	8	22
To obtain police abstract	1	4.8	1	6.25	2	5
To have a safer community	1	4.8	1	6.25	2	5
To have their dignity restored	1	4.8	-	-	1	3
Proximity to the police station	1	4.8	-	-	1	3
To stop crime from recurring	1	4.8	-	-	1	3
No reason given	3	14.3	4	25	7	19
<b>Total</b>	<b>21</b>	<b>100</b>	<b>16</b>	<b>100</b>	<b>37</b>	<b>100</b>

**4.4 Reasons for Failing to Report Crime to the Police**

From the findings, the major reason why people failed to report crime to was for lack of faith in the police at 25%. This was followed by lack of evidence at 10% and reporting being viewed as a long and a tiring process at 8%. Other reasons given included; fear of being harassed by the police, inaccessibility to authorities, police asking for bribe all at 4.2%, and crime not being serious, police failing to respect women, being more of a hospital case all at 2%. Majority (17) 35% showed indifference by failing to give any reason for failing to report crime to the police. From the results we can conclude that more than half of the reasons given (61.3%) revolved around the police. Comparing across gender, there males had more reasons as compared to females probably because they were more in number. Both genders lacked faith in police.

**Table 8: Reasons for Not Reporting Crime to the Police**

Reasons	Males		Females		Both Sexes	
	Freq.	%	Freq.	%	Freq.	%
Lack of faith in police	6	25	6	25	12	25
Lack of evidence	1	4.2	4	16.6	5	10
Reporting is a long and tiring process	3	12.5	1	4.2	4	8
Fear of being harassed by police	1	4.2	1	4.2	2	4
Inaccessibility to authorities	2	8.3	-	-	2	4
Police asking for bribe	2	8.3	-	-	2	4
Crime was not that serious	1	4.2	-	-	1	2
Police do not respect women	-	-	1	4.2	1	2
Seemed to be more of a hospital case	-	-	1	4.2	1	2
I was drunk when the crime happened	1	4.2	-	-	1	2
<b>Total</b>	<b>17</b>	<b>54.8</b>	<b>14</b>	<b>45.2%</b>	<b>31</b>	<b>100</b>

#### 4.5 Reportage of crime to non-police

From the findings, 32% of respondents reported crime to family members with more females (47.6%) reporting to family as compared to males at 21.4%. From the previous results, females rate of reporting is lower than that of males. This could be because females prefer to report to family members as compared to police. Another 32% reported crimes to their friends having more males reporting to friends at 39.3% as compared to females at 23.8%. Since males are mostly working and not at home, they are likely to spend more time with friends at work with whom they are likely to share. The results also show that 18% reported crimes to the chief having more males (25%) reporting to the chief as compared to females at 9.5%. Other respondents reported to their neighbors at 8%, others to their employers at 4%, one female victim noted reporting to a hospital since she was injured and one male victim reported to a bystander which is more of sharing than reporting. The findings reveal that more males (57%) reported crimes to non-police agents as compared to females at 43%. From the results above, men

reported crime to police at a higher rate than that of women. Following this pattern, it can therefore be concluded that males prefer to report/ share their victimizations as compared to women. This again brings the element of powerlessness among women in terms of fearing or keeping victimizations to themselves especially if it was committed by someone they are familiar with to avoid retaliation. See table 9 below.

**Table 9: Non Police Agents Where Crime Was Reported**

	Male		Females		Both sexes	
	Freq.	%	Freq.	%	Freq.	%
Family	6	21.4	10	47.6	16	32
Friends	11	39.3	5	23.8	16	32
Government administrator(Chief)	7	25	2	9.5	9	18
Neighbors	2	7.1	2	9.5	4	8
Employer	1	3.6	1	4.8	2	4
Hospital	-	-	1	4.8	1	2
Bystander	1	3.6	-	-	1	2
<b>Total</b>	<b>28</b>	<b>100</b>	<b>21</b>	<b>100</b>	<b>49</b>	<b>100</b>

#### **4.6 Action Taken After Reporting Crime to the Police**

The findings show that for the majority (47.5%) of the victims who reported crimes to the police noted that no action was taken even after reporting, 20% noted that they did not know what happened after they reported, 15% of the victims indicated that the perpetrators were arrested and remanded, 10% noted that the perpetrators were jailed after reporting and 7.5% noted that the perpetrators were fined. From the findings, the majority of those who reported noted no action was taken which probably explains why the rate of reporting crimes was generally low as shown below.

**Table 10: Action taken**

Action taken	Freq.	%
No action taken	19	47.5
I do not know what happened	8	20
Arrested and remanded	6	15
Jailed	4	10
Fined	3	7.5
Total	40	100

**4.7 Reporting of crimes by third parties**

Third parties in this case include witnesses or bystanders. Overall, there were 22 people out of 120 who reported crime on behalf of others. Of the 62 males studied, 22.6% reported crimes as third parties and of the 58 females studied, 13.8% reported as third parties. Males seem slightly more probably because they are more in the public place where more crimes takes place. See table 11 below.


**Table 11: Crime Reported on Behalf of Others**

	Freq.	%
Males	14	22.6
Females	8	13.8
Total	22	18



#### 4.7.1 Relation between the Victim and the Respondent Who Reported the Crime

**Figure 1: Relation to Victim**



The figure above shows the relationship of the person who reported crime and victim. From the findings, 41% reported on behalf of their family member, 27% reported on behalf of their friends, 23% reported on behalf of neighbors, 5% on behalf of their colleague and 4% on behalf of their house girl. Generally we see small percentages of people reporting on behalf of others which shows a need to encourage people to report crime not only for themselves and those close to them, but also for other people who might be victimized.

#### 4.7.2 Reasons for Reporting as Third Parties

The table below shows the reasons given by the respondents for reporting crimes on behalf of other people.

**Table 12: Reasons for Reporting**

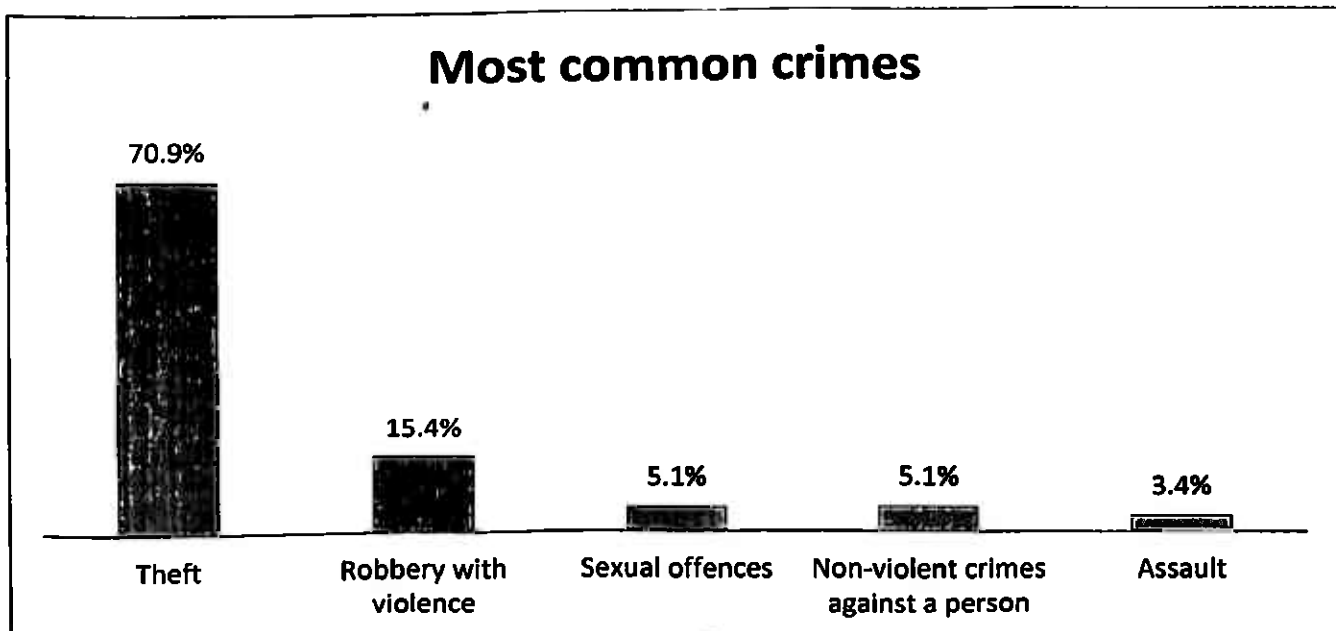
Reasons for reporting crime on behalf of someone else	Female	Male
I reported so that justice would be found	1	0
I reported because I had faith in the Chief	0	1
I reported because I just wanted my friends opinions on the matter	1	0
I reported because I needed the family to know what had happened	0	1
I reported to facilitate insurance compensation and get a sick-off leave	0	1
I wanted the parent to the victim to take responsibility	0	1

## 4.8 General Views in the Area of Study

### 4.8.1 Views on the Most Common Crimes in the Area of Study

The majority of the respondents noted theft (petty theft such as pick pocketing) as the most common crime in the area at 70.9%, 15.4% noted that robbery with violence was the most common crime, 5.1% noted both sexual offences and non-violent crimes against a person were the most common crimes in the area and 3% noted that assault was the most common crime in the area. See figure 2 below. Petty thefts are common in high densely populated areas which give the offender a conducive environment for committing the crime and disappearing easily without being detected. Crime Opportunity theory suggests that offenders make rational choices and thus choose targets that offer a high reward with little effort and risk. The occurrence of a crime depends on two things: the presence of a motivated offender who is ready or willing to engage in a crime, and the conditions of the environment in which that offender is situated. These conditions are very favorable for theft cases since the area of study is densely populated.

**Figure 2: Perceptions on the Most Common Crimes in the Area of Study**



#### 4.8.2 Views on the Most Common Victims of Crime in the Area of Study

The table below shows the responses given for the most common victims of crime. From the responses given, Women were noted to be most common victims at 28%. Other noted victims were; youth at 11%, business people at 8%, children at 6%, passengers at 4%, aged people at 3%, well up families and men each at 2% and drunkards at 1%. Others 36% felt that anyone could be a victim of crime. Women, youths, business people and children are generally a vulnerable population. Women and children are viewed as weak, business people are viewed as having money and youths for their risky lifestyle of late night walking which makes all the four groups easy targets of crime. The difference across gender is too small to have any significance. See table 13 below.

**Table 13: Views on the Most Common Victims of Crime**

Most Common Victims	Females		Males		Both sexes	
	Freq.	%	Freq.	%	Freq.	%
Women	17	29.3	18	27.7	35	28
Youth	5	8.6	8	12.3	13	11
Business people	4	6.9	6	9.2	10	8
Children	1	1.7	6	9.2	7	6
Passengers	2	3.4	3	4.6	5	4
Aged people	1	1.7	3	4.6	4	3
Well up families	1	1.7	1	1.5	2	2
Men	1	1.7	1	1.5	2	2
Drunkards	0	0	1	1.5	1	1
Anyone can be a victim	26	44.8	18	27.7	44	36
<b>Total</b>	<b>58</b>	<b>47.2</b>	<b>65</b>	<b>52.8</b>	<b>123</b>	<b>100</b>

#### 4.8.3 Views on the Most Common Perpetrators in the Area of Study

Majority of respondents (45%) perceived jobless people as the most common perpetrators of crime. This was followed by 31% who perceived youths as the most common perpetrators, 13%

perceived men , 4% perceived touts , 3% noted anyone could be a perpetrator, 2% perceived both drunkards and street children and 1% perceived house helps as the most common perpetrators. Another 1% showed indifference by stating that they did not know who the most common perpetrators were. There were no major differences across gender although males had slightly more perceptions (52.5%) as compared to females at 47.5%. According to 2011 statistics, 40% youths were unemployed. Merton 1938, in his explanation of strain theory, stated that social structures within a society may pressure citizens to commit crime. If people strain so much especially to get means of livelihood, they result to any possible or available way to meet their needs. This could explain why the jobless people are perceived as the most common perpetrators. See table 14 below.

**Table 14: Most Common Perpetrators**

Common Perpetrators	Females		Males		Both sexes	
	Freq.	%	Freq.	%	Freq.	%
Jobless people	25	43.9	29	46	54	45
Youth	17	29.8	20	31.7	37	31
Men	10	17.5	5	7.9	15	13
Touts	2	3.5	3	4.8	5	4
Anyone	2	3.5	1	1.6	3	3
Drunkards	-	-	2	3.2	2	2
Street children	1	1.8	1	1.6	2	2
House helps	-	-	1	1.6	1	1
I don't know	-	-	1	1.6	1	1
<b>Total</b>	<b>57</b>	<b>47.5</b>	<b>63</b>	<b>52.5</b>	<b>120</b>	<b>100</b>

#### 4.8.4 Views on Whether People Report Crimes to the Police in the Area of Study

**Table 15: Do People Report Crimes to Police**

<b>Do people report crimes</b>	<b>Freq.</b>	<b>%</b>
Sometimes they do and other times they do not	41	35.3
No. People do not report crimes	33	28.4
Yes. People report crimes	32	27.6
I do not know if they do or not	10	8.6
<b>Total</b>	<b>116</b>	<b>100</b>

The results show that majority of the respondents (35%) noted that sometimes people report crimes and other times they do not, 28.4% noted that people do not report crime, 27.5% noted that people report crimes and 9% do not know if people report crimes. There was indifference from 4 respondents who did not give any responses.

#### 4.8.5 Stated Motivators of Reporting Crime to Police in the Area of Study

From the findings, the major perceived reasons given for reporting crime to police were; for justice to be found at 48%, the need to recover lost property at 16%, having a safer community at 9%, seriousness of crime at 8%, the severity of a crime is important; that is, crimes that are more severe are generally more likely to be reported than non-serious offenses (Bachman 1998; Birbeck et al. 1993; Goudriaan, Lynch, and Nieuwbeerta 2004; Hart and Rennison 2003; Kilpatrick, Benjamin, Veronen, Best, and Von 1987; Lizotte 1985; Skogan 1976, 1984), trusting in the police at 7%, stopping crime from recurring at 6%, obtaining police abstract at 2%, and easy accessibility to police, feeling obligated and dignity restoration all at 1%. This shows the need for justice in a community. The need to recover property also indicates that maybe most people have lost property of value and they hope to recover it. If justice prevails then other reasons given will fall into place such as having a safer community because crime rates will

decrease or stopped all together. From the findings, males have given more reasons for reporting crime as compared to females. See the table below.

**Table 16: Perceived reasons for reporting crime to the police**

Reasons for Reporting	Females		Males		Both sexes	
	Freq.	%	Freq.	%	Freq.	%
To find justice	19	52.8	22	44	41	48
To recover lost property	4	11.1	10	20	14	16
To have a safer community	3	8.3	5	10	8	9
The crime was serious	4	11.1	3	6	7	8
Trust the police will solve the case	3	8.3	3	6	6	7
To stop crime from recurring	1	2.7	4	8	5	6
To obtain police abstract	-	-	2	4	2	2
Easy accessibility to police	-	-	1	2	1	1
To have their dignity restored	1	2.7	-	-	1	1
It's the right thing to do	1	2.7	-	-	1	1
<b>Total</b>	<b>36</b>	<b>%</b>	<b>50</b>	<b>%</b>	<b>86</b>	<b>100</b>

#### 4.8.6 Stated Reasons for Failing to Report Crime to the Police in the Area of Study

From the findings, the major perceived reasons given for failing to report crime to police were; lack of faith in police at 35%, fear of harassment by police at 22%, police asking for bribe at 13%, long and tiring reporting process at 4%, poor police systems at 3%, crime not being serious and embarrassment both at 2%, inaccessibility to authorities and lack of reporting culture each at 1%. From the findings, the police related factors are the major hindrances to reporting crime in the area of study. See table 17 below.

**Table 17: Stated Reasons for Failing to Report Crime to the Police**

Reasons for failing to reporting crime to the police	Females		Males		Both sexes	
	Freq.	%	Freq.	%	Freq.	%
Lack of faith in police	26	50	32	51.6	40	35
Fear of being harassed by police	10	19.2	15	24.2	25	22
Police asking for bribe	6	11.5	9	14.5	15	13
Reporting is a long and tiring process	1	1.9	3	4.8	4	4
Lack of evidence	3	5.7	-	-	3	3
Crime not being serious	1	1.9	1	1.6	2	2
Embarrassment especially if it's a sexually related crime	2	3.8	-	-	2	2
Poor police systems	1	1.9	2	3.2	3	3
Inaccessibility to authorities	1	1.9	-	-	1	1
Lack of a reporting culture in Communities	1	1.9	-	-	1	1
<b>Total</b>	<b>52</b>	<b>100</b>	<b>62</b>	<b>100</b>	<b>114</b>	<b>100</b>

#### **4.9 Possible Factors That Could Prompt People To Report Or Fail To Report Crime To Police.**

The table below shows the extent to which the respondents were in agreement of the factors likely to encourage or discourage reporting of crime to the police. The rating scale was 1-5(1 being the lowest level of agreement and 5 being the highest level). To get a mean score, all the ratings in each response were summed up and divided by the number of those who responded. From the findings, the respondents agreed that community policing would encourage reporting of crime as the police officers will be near the people and trust will be built between them. In connection to this, having more police posts would also encourage reporting crime. The respondents also agreed that having functional help lines would encourage people to reach the police. The respondents agreed that police corruption, police laxity and negative attitudes from police discouraged people from reporting crime. A report by the Transparency International

showed that Kenyan Police scored an 81% corruption rate gaining the infamous title of the most corrupt institution in Kenya. See table 18 below

**Table 18: The Mean Score on Factors Likely To Encourage or Discourage Reporting Of Crime to Police**

<b>Possible factors that can encourage reporting of crime to police</b>	<b>Mean score</b>
Increasing police post	4.3
Community policing	4.2
Functional Phone number	4
Functional Website	3
<b>Factors that discourage reporting of crimes to police</b>	<b>Mean score</b>
Police corruption	4.7
Police laxity	4.4
Police negative attitudes	4.3

#### **4.9.1 General Opinions on Factors Likely To Encourage People to Report Crimes to Police**

The results show that majority of respondents were in favor of improving the police system be. This included; having transparency from the justice system, having the government support the police by ensuring they have enough vehicles and other necessary equipment to enable them fight crime efficiently, and increasing police posts and officers. Another outstanding opinion was creating awareness. From the findings, this meant educating the public on their rights and on their role towards fighting crime, educating the public on the processes and requirements of reporting crime as well as letting the public know of the existing police posts and how to access them. Other opinions included; having the police change their attitude by being more friendly and approachable, adapting community policing system since it would improve the relationship between the public and the police, stopping police corruption, ensuring protection of witness to avoid retaliation and one participant felt giving incentives to the public would encourage them to



report crime. The incentives included certificates of appreciation or empowering the citizens to make citizen arrests as it is done in some countries where the citizens can actually make an arrest (prevent the offender from leaving till the arrival of the police).

**Table 19: Factors That Can Encourage Reporting Of Crime to Police**

<b>Encouragements</b>	<b>Freq.</b>	<b>%</b>
Improve the whole police system so it works efficiently	35	33
Creating awareness on the importance of reporting	22	20.8
Change of attitude by police (being approachable and friendly)	18	17
Community policing	12	11.3
Stop police corruption	12	11.3
Ensure witness protection	4	3.8
Public to trust the police	2	1.9
Giving incentives to people so they report	1	0.9
<b>Total</b>	<b>106</b>	<b>100</b>

## **CHAPTER FIVE: SUMMARY, CONCLUSION AND RECOMMENDATIONS**

### **5.1 Introduction**

This chapter presents summary of findings, conclusions, recommendations and areas of further research. The study sought to establish the following objectives; determinants of reporting or failing to report crime to the police, the crimes likely to be reported to the police, the gender and age group more prone to reporting crime to the police and perceptions on the extent of crime and reporting in the area of study.

### **5.2 Summary of Findings**

The level of reporting crime to the police was generally low despite the evidence of high rates of crime. Out of 81 victimizations experienced, only 34 were reported to the police.

#### **5.2.1 Determinants of Reporting Crime to Police**

From the findings it was established that the majority of the victims reported crime to the police for two major reasons. One is the need for justice; that is to have the perpetrators arrested or punished for their acts and the need to recover lost property especially for those whose property was covered by insurance or was of high value. Theories have been put into place to explain this concept. An early theory of justice was set out by the Ancient Greek philosopher Plato in his *Republic*. In other perspectives, Advocates of divine command theory argue that justice comes from God. Social contract tradition argued that justice is derived from the mutual agreement of everyone concerned. John Stuart Mill a utilitarian thinker argued that justice is what is right and has the best consequences. Egalitarians argued that justice can only exist within the coordinates of equality. John Rawls used a social contract argument to show that justice, and especially distributive justice, is a form of fairness. Property Theories of retributive justice are concerned with punishment for wrongdoing. Restorative justice (also sometimes called "reparative justice")

is an approach to justice that focuses on the needs of victims and offenders. Justice brings a sense of morality in the society where everyone gets what they deserve. Morality as it relates to our behavior is important on three levels. Renowned thinker, scholar and author C.S. Lewis defines as: (1) to ensure fair play and harmony between individuals; (2) to help make us good people in order to have a good society; and (3) to keep us in a good relationship with the power that created us. Based on this definition, it is clear that our beliefs are critical to our moral behavior. Therefore, the need for justice is key in achieving harmony, fairness, keeping morality in check which if all achieved the result will be a good society. If there is a constant find of justice, this will encourage most people to report crime to the police. Other motivators given include; obtaining abstract, a document given to stand in the place of a national identity card which is compulsory for adult citizens. This document can only be obtained in the police station. The others are having a safer community, stopping crime and how near a police station is near.

### **5.2.2 Determinants of Failing to Report Crime to Police**

Drawing from the findings, majority noted they failed to report crimes because they lacked faith in the police ability to take action. This is in line with more findings where majority of the victims who reported crime to the police noted that no action was taken. According to the psychological perspectives of explaining behavior, stored knowledge influences decisions made by people. This stored knowledge is what would normally be referred as experience either directly or indirectly acquired in the past. Going by this explanation, we would therefore say that the stored knowledge about the police inability to help victims probably from a past experience or a close person's experience influenced their decision of failing to report crime. Another major reason noted for failing to report crime to the police was the lack of evidence. Evidence is the

means, sanctioned by these rules, of ascertaining in a judicial proceeding the truth respecting a matter of fact. Producing evidence is a necessity to ensuring that the investigations are carried out. The results show that the majority of the victims had experienced petty thefts where there is a less likelihood of having evidence due to the nature and the speed in which crimes take place. Other reasons given include; reporting was viewed as a long and tiring process, fear of being harassed by the police, inaccessibility to the police and crime being less serious.

### **5.2.3 Types of Crimes Likely to Be Reported to Police**

The study revealed that despite a high percentage of respondents being victimized just a few reported the crimes to the police. For those who reported, the majority reported theft related crimes to the police either with or without violence. From the findings of the first objective, recovery of property was one of the major motivations for reporting crime. This could explain why most respondents reported theft related crimes, in hope to recover their property. It is also interesting to note that despite most petty thefts lacking evidence, they were still the most reported probably to have the perpetrator arrested and to stop the crime from happening again.

### **5.2.4 The Gender and Age Group More Prone To Reporting Crime to Police**

The findings established that more males reported crime to the police as compared to females. This could be because more males were victimized as compared to women therefore more reporting, or because generally men engage in risky behavior which exposes them to more victimization thus more reporting. According to Lifestyle theory, victimization is the function of the victim's lifestyle for instance going out in public places at night, living high risk lifestyles such as using drugs like alcohol. A paper written by World Health Organization also shows that more males have more alcoholic use disorders as compared to women. It goes without saying

that when a person is under the influence of any drug, they become more vulnerable to so many things crime being one of them. The older victims reported crimes to the police as compared to the younger victims. This was expected because generally older people are more reasonable and probably they have acquired property of more value over time which they hope to recover and they know the need for a safer community not only for them but their children or siblings. In addition to this, older people experienced more victimization as compared to the younger ones which might also explain why they reported more crimes.

#### **5.2.4 General Views on the Extent of Crime and Reporting In the Area of Study.**

The findings revealed that most people perceived theft as the most common crime in the area. As discussed above Githurai 45 is known as a very busy market centre characterized by a big population of low income earners who are on small scale businesses. Petty thefts are common in highly populated areas because there is a conducive environment for the perpetrator to escape unnoticed. This area constitutes of a large group of youths who are unemployed. The jobless people and the youths have been perceived as the most common perpetrators. Merton 1938, in his explanation of strain theory, stated that social structures within a society may pressure citizens to commit crime. The results also revealed that anyone was likely to be a victim of crime although women and youths were also thought as common victims. Women are weaker physically and this probably explains why they are easier targets of crime. The youths are known for their risky lifestyles such as staying out late which exposes them to being easier targets of crime. On reporting behavior, majority of respondents noted that sometimes people report and other times they do not report. This could be determined by the nature of crime. Researches done before show that seriousness of crimes is a major determinant of reporting crime to the police. Tanton and Jones's study shows that victims of serious crimes have a higher propensity to report

crimes to the police than victims of less serious crimes. The major reasons perceived to motivate people to report crime include; for justice to be found, to recover property and to have a safer community. The major reasons for failing to report crime are for lack of faith in the police and the fear of being harassed by the police.

### **5.3 Conclusions**

Based on the discussed results, most people have been victimized and a majority of them do not report victimizations to police. Major reasons given for failing to report crime include; lack of faith in police, lack of evidence, fear of being harassed by the police, reporting being viewed as a long and tiring process, police being corrupt, and crime being less serious among others. Most of these reasons are based on attitudes and stored knowledge of the victims or witnesses who recall a past experience with the police and use that as a basis to make a current decision. However, suggestions have been made to try creating a workable relationship between the police and the citizens. they include: community policing which will ensure of the interaction between the police and citizens, change of police attitude by being more friendly and approachable, functional hotline/ websites which will ease the reporting process and most importantly creating awareness on the importance of reporting and the general welfare of the community.

On the other hand, the major reasons given for reporting crimes to police; need for justice, recovering of lost property, to obtain police abstract, to have a safer community among others. These motivations are either intrinsic or extrinsic. For the extrinsic, cost benefit factor is considered a major determinant. There is a reward out of choice of behaviour and in this case, it is the recovery of property or in some cases, being compensated by the insurance. The intrinsic motivation includes an inner satisfaction or safety that come with a certain choice of behaviour. For instance if the perpetrators are arrested and punished, then justice is served and this in the

end discourages other criminals from committing crimes which leads to a safe community. Therefore the motivation for reporting crime is direct related to what a victim will get in return.

The need for justice has and still is an important concept in running a smooth society. Justice in this case is seen as moral rightness based on, rationality, law, religion, equity and fairness. As stated in the previous chapter, theories have been put in place to explain the humans' need of justice. John Rawls used a social contract argument to show that justice, and especially distributive justice, is a form of fairness which according to utilitarian thinkers such as John Stuart Mill, brings the best consequences. The need for this fairness in the results only shows that either the society is deprived of that fairness or it needs more of it. Rational Choice theory has been used to explain why people report to recover their property. This theory adopts a utilitarian belief that man is a reasoning actor who weighs means and ends, costs and benefits, and makes a rational choice according to Cornish and Clarke. If a victim reasons that reporting a crime might benefit him by recovering his/her lost property, the theory explains that he/she will choose to report.

We also conclude that majority of people fail to report crime for lack of faith in the police and fear of being harassed by the police. As explained in the results in chapter four, psychologically, a human will make decisions based on stored knowledge. If in the previous occurrences one had a bad experience with the police, due to that stored knowledge, he/she is unlike to report victimization. Also psychological perspectives show that fear is considered an affective reaction after something traumatic has happened. In this state a person makes a decision influenced by how they feel at that particular moment. When people are in fear they tend to choose what relieves that fear and in most cases they run to people who make them feel good such as family and friends.

## **5.4 Recommendations**

Generally the rate of reporting was low. The study recommends the government to create more awareness on importance of reporting crimes. Citizens should be encouraged to report crime and even if they will not recover their lost property, it is important for statistics and creating policies.

The findings show a dire need for justice. The study therefore recommends that the police should be more vigilant. If this does not happen, there is a possibility of people taking law in their hands.

From the results, more males reported crime to the police as compared to females. Most females fear the police for claims of harassment. The study recommends the police to have favorable attitudes to encourage females. Community policing is one way recommended in which the police and the citizens have a chance to interact and create a friendlier environment.

## **5.5 Suggestions for Further Studies**

The study was conducted among Githurai 45 respondents using convenient sampling which does not allow generalization of results. Therefore a similar study should be conducted to a bigger portion of population (10% and above) to enable generalization of results.

The data for the study was primary. A further study should be conducted using both primary and secondary data from the police records to enable comparison between the information on the ground and what is on the records.



## REFERENCES

- Bachman, R. (1993). Predicting the reporting of rape victimizations: Have rape reforms made a difference? *Criminal Justice and Behavior*, 20(3), 254-270.
- Bachman, R. (1998). The factors related to rape reporting behavior and arrest – New evidence from the national crime victimization survey. *Criminal Justice and Behavior*, 25(1), 8-29.
- Barker, R.G. (1968). *Ecological psychology: Concepts methods for studying the environment of human behavior*. Stanford, CA: Stanford University Press.
- Baumer, E.P. (2002). Neighborhood disadvantage and police notification by victims of violence. *Criminology*, 40(3), 579-617.
- Baumer, E.P. (2004). *Temporal variation in the likelihood of police notification by victims of rapes, 1973-2000*. Washington, DC: National Institute of Justice, U.S. Department of Justice. Accessible online via <http://www.ncjrs.org>.
- Baumer, E.P., Felson, R.B., & Messner, S.F. (2003). Changes in police notification for rape, 1973-2000. *Criminology*, 41(3), 841-872.
- Bellair, P.E. (1997). Social interaction and community crime: Examining the importance of neighbor networks. *Criminology*, 35, 677-703.
- Bernasco, W. & Nieuwbeerta P. (2005). How do residential burglars select target areas? A new approach to the analysis of criminal location choice. *British Journal of Criminology*, 44, 296-315.
- Biderman, A.D. & Lynch, J.P. (1981). *Recency bias in data on self-reported victimization*. Paper presented at the American Statistical Association, Proceedings of the Social Statistics Section, 1981, Detroit, Michigan.
- Black, D.J. (1976). *The Behavior of Law*. New York: Academic Press.
- Block, R. (1974). Why notify the police? The victim's decision to notify the police of an assault. *Criminology*, 11, 555-569.
- Boggs, S.L. (1971). Formal and informal crime control: An explanatory study of urban, suburban, and rural orientations. *Sociological Quarterly*, 12, 319-327.

- Bursik, R.J. Jr. & Grasmick, H.G. (1999). Economic deprivation and neighborhood crime rates, 1960-1980. In: F.R. Scarpitti & A.L. Nielsen (Eds.), *Crime and criminals: Contemporary and classic readings* (pp. 298-308). Los Angeles: Roxbury.
- Collins, J., Cox, B., & Langan, P. (1987). Job activities and personal crime victimization: Implications for theory. *Social Science Research*, 16, 345-360.
- Conklin, J.E. (1975). *The impact of crime*. New York: Macmillan.
- Felson, R.B., Messner, S.F., & Hoskin, A. (1999). The victim-offender relationship and calling the police in assaults. *Criminology*, 37(4), 931-947.
- Felson, R.B., Messner, S.F., Hoskin, A.W., & Deane, G. (2002). Reasons for reporting and not reporting domestic violence to the police. *Criminology*, 40(3), 617-647.
- Finkelhor, D. & Ormrod, R.K. (1999). *Reporting crimes against juveniles*. Washington, DC: U.S. Government Printing Office.
- Finkelhor, D. & Ormrod, R.K. (2001). Factors in the underreporting of crimes against juveniles. *Child Maltreatment: Journal of the American Professional Society on the Abuse of Children*, 6(3), 219-229.
- Finkelhor, D., & Wolak, J. (2003). Reporting assaults against juveniles to the police: Barriers and catalysts. *Journal of Interpersonal Violence*, 18(2), 103-128.
- Fisher, B.S., Daigle, L.E., Cullen, F.T., & Turner, M.G. (2003). Reporting sexual victimization to the police and others: Results from a national-level study of college women. *Criminal Justice and Behavior*, 30(1), 6-38.
- Fishman, G. (1979). Patterns of victimisation and notification. *British Journal of Criminology*, 19(2), 146-157.
- Gartner, R., & Macmillan, R. (1995). The effect of victim-offender relationship on reporting crimes of violence against women. *Canadian Journal of Criminology*, 37(3), 393-429.
- Goldstein, H. (1995). *Multilevel statistical models (2nd edition)*. London: Arnold.
- Gottfredson, M.R., & Hindelang, M.J. (1979). A study of the behavior of law. *American Sociological Review*, 44(1), 3-18.
- Greenberg, M.S., & Ruback, R.B. (1992). *After the crime: Victim decision making*. New York: Plenum Press.

- Kaukinen, C. (2002). The help-seeking decisions of violent crime victims – An examination of the direct and conditional effects of gender and the victim offender relationship. *Journal of Interpersonal Violence*, 17(4), 432-456.
- Laub, J.H. (1981). Ecological considerations in victim reporting to the police. *Journal of Criminal Justice*, 9(6), 419-430.
- Lee, M.R. (2000). Community cohesion and violent predatory victimization: A theoretical extension and cross-national test of opportunity theory. *Social Forces*, 79(2), 683-706.
- Liska, A.E. (1990). The significance of aggregate dependent variables and contextual independent variables for linking macro and micro theories. *Social Psychology Quarterly*, 53(4), 292-301.
- Lizotte, A.J. (1985). The uniqueness of rape: Reporting assaultive violence to the police. *Crime and Delinquency*, 31(2), 169-190.
- Lynch, J.P. (1987). Routine activity and victimization at work. *Journal of Quantitative Criminology*, 3(4), 283-300.
- Ménard, K.S. (2003). *Sexual victimization reporting: The effects of individual and county factors on victims' decision to report to the police*. College of the Liberal Arts, The Pennsylvania State University, Pennsylvania.
- Miethe, T.D. & Meyer, R.F. (1994). *Crime and its social context: Toward and integrated theory of offenders, victims, and situations*. Albany: State University of New York Press.
- Mushanga, T (1976). Crime and Deviance E.A.L.B. DARESALAAM Pescosolido, B.A. (1992). Beyond rational choice: The social dynamics of how people seek help. *American Journal of Sociology*, 97(4), 1096-1138.
- Pino, N.W. & Meier, R.F. (1999). Gender differences in rape reporting. *Sex Roles*, 40(11-12), 970-990.
- Ruback, R.B., Greenberg, M.S., & Westcott, D.R. (1984). Social Influence and crime-victim decisionmaking. *Journal of Social Issues*, 40(1), 51-76.
- Skogan, W.G (1976). Citizens reporting of crimes: Some national panel data. *Criminology*, 13, 535-549.
- Skogan, W.G (1984). Reporting crimes to the police: The status of world research

- Sparks, R.F., Genn, H.G., & Dodd, D.J. (1977). *Surveying victims: A study of the measurement of criminal victimization, perceptions of crime and attitudes to criminal justice*. New York: Wiley.
- Tanner, R.E.S. (1970). *Three Studies in East African Criminology*. The Scandinavian Institute of African Studies, Uppsala.

## APPENDICES

### Appendix I: Questionnaire

Hallo to you my name is Grace Kimenju. I am a masters student in the University of Nairobi carrying out a research on factors influencing reporting or failing to report crimes to the police. I would be grateful if you would kindly respond to the questions herein. The information you will give will be treated in strict confidence and only for the purpose of the study and you will not give your name or any other identification mark. Your cooperation and responses will highly be appreciated. Thank You.

**INSTRUCTIONS (TICK IN THE BOX PROVIDED OR CIRCLE WHERE THERE IS NO BOX. IF THE SPACE PROVIDED IS NOT ENOUGH KINDLY USE THE BACK OF THE PAPER)**

#### SECTION A: Demographic information

##### 1. Gender

a. Male[  ]

b. Female[  ]

2. Age in years \_\_\_\_\_

##### 3. Level of education

a. no formal education[  ]

b. primary level [  ]

c. Secondary Level [  ]

d. Vocational training (polytechnic, Kenya Youth Services) [  ]

e. College Level [  ]

f. University and above [  ]

g. Other (specify).....

##### 4. Employment status

a. Not employed [  ]

b. Self Employed [  ]

- c. Full time employed [   ]
- d. Part time employed [   ]
- e. On and off employment (contracts) [   ]

5. Marital Status

- a. Single[   ]
- b. Married[   ]
- c. Separated[   ]
- d. Divorced [   ]
- e. Widowed [   ]

6. Religion

- a. Christian [   ]
- b. Muslim [   ]
- c. Hinduism [   ]
- d. Traditional [   ]
- e. No Religion

7. Physical Status

- a. Disabled [   ]
- b. weak bodied [   ]
- c. Moderate bodied [   ]
- d. Able bodied [   ]

**SECTION B**

**(Crime is any action that is prohibited by law such as theft, assault etc.)**

**(A victim is a person on whom crime has been committed for example, the person who has been robbed etc.)**

8. Have you **EVER** been a victim of any crime?

- a. Yes [   ]
- b. No [   ] (If no, skip to SECTION C)

9. What type of crime was it?

- a. Non Violent Property Offences (theft, pick pocketing etc)
- b. Violent Property Offenses( robbery with violence etc)
- c. sexual offences (rape, defilement,, sexual harassment etc)
- d. violent crimes against a person( domestic violence, other sorts of beatings etc)
- e. Non- Violent Crimes against a person( insults, hate speech etc)
- f. Any other (Specify

10. Which crime(s) were reported to the police? (If none was reported skip to question 16)

11. Who reported the crime(s) to the police?

- a. Self
- b. Parent(s)
- c. Other relatives
- d. Friends
- e. Self and others

12. For crimes reported to the police, what was the reason for reporting? (Motivation for reporting)

13. For each crime reported to the police **TICK** in the table below the action taken.

Arrested and prosecuted	Fined	Jailed	Nothing was done	I do not know

14. Apart from the police, to whom else were the crimes reported?

15. For crimes not reported to the police what was the reason for not reporting?

**SECTION C: For all victims and non-victims**

16. Have you ever reported a crime committed against another person?

- a. Yes [ ]
- b. No [ ] (If No skip to SECTION D)

17. Who was the victim to you?

.....

18. To whom did you report?

.....

19. If you reported to the police what was the motive behind your action?

.....

20. If you did not report to the police, why did you not?

.....

21. If you reported to anyone else apart from the police why did you do so?

.....

**SECTION D: For all: Let us think about crime in this area**

22. What are the most common crimes in this area?

.....

23. Who are the most common victims? (i.e. those affected by crimes)

.....

24. Who are the most common perpetrators? (people who commit crime)

.....

25. Do people in this area report crimes to the police?

.....

26. If they report, what reasons do they have for reporting?

.....

27. If they do not report what makes them not to?

.....



28. Suggest ways which you think can encourage people to report crime(s) to the police?

.....

**IN THE TABLES BELOW TICK APPROPRIATELY**

29. On a scale of 1-5, how likely do you think the following factors **CAN** encourage **REPORTING** of crime to the police?

	<b>VERY UNLIKELY</b>	<b>UNLIKELY</b>	<b>SOMEHOW LIKELY</b>	<b>LIKELY</b>	<b>VERY LIKELY</b>
<b>COMMUNITY POLICING</b> (the system of allocating police officers to particular areas so that they become familiar with the local inhabitants)					
<b>FUNCTIONAL AND ALL TIME PHONE NUMBERS</b>					
<b>FUNCTIONAL WEBSITE</b>					
<b>INCREASING POLICE POSTS</b>					

30. On a scale of 1-5 (5 being the highest probability for its cause to fail reporting and 1 the lowest probability), to what extent do these factors contribute to **FAILING TO REPORT** crime to the police?

<b>FACTORS</b>	<b>1</b>	<b>2</b>	<b>3</b>	<b>4</b>	<b>5</b>
<b>POLICE CORRUPTION</b>					
<b>POLICE LAXITY</b> (Being relaxed in the enforcement of the procedure)					
<b>POLICE ATTITUDE</b>					

**THANK YOU**