

**FACTORS INFLUENCING URBAN CRIME: THE CASE OF
NAKURU TOWN, KENYA**

ABDUBA ROSE TUME

UNIVERSITY OF NAIROBI
EAST AFRICANA COLLECTION

**A RESEARCH PROJECT SUBMITTED IN PARTIAL FULFILLMENT OF THE
REQUIREMENTS FOR THE AWARD OF THE DEGREE OF MASTER OF ARTS IN
PROJECT PLANNING AND MANAGEMENT OF THE UNIVERSITY OF NAIROBI**

University of NAIROBI Library




0478005 2

2010

DECLARATION

This research project is my original work and has not been presented to any university or any other institution of higher learning for any award.

Signed  Date 2/9/10

ABDUBA ROSE TUME

L50/71912/2008

This Research Project has been presented for defense with my approval as the supervisor.

Signed  Date 2/9/2010

Dr. CHRISTOPHER GAKUU

SENIOR LECTURER

DEPARTMENT OF EXTRA MURAL STUDIES

UNIVERSITY OF NAIROBI

DEDICATION

I dedicate this work to my husband Peter Kimani Gachohi for his support since I begun working on this research project. To my son, Wayne Kimani who was born just before this work begun and had to endure long hours of his mother's absence.

I shall never forget my parents Mr. and Mrs. Abduba Wako and my siblings for their support and encouragement during my two years of study.

ACKNOWLEDGEMENT

My sincere appreciation to my supervisor Dr. Christopher Gakuu for his invaluable contribution and willingness to support at all times. Without him this research project would not have been completed.

I would like to thank my husband Peter Kimani for his unwavering support including driving me to Nairobi to meet with my supervisor. My little boy Wayne Kimani who had to stay long hours without his mother. I appreciate your tolerance.

My sincere appreciation to the officers attached to crime department at Central Police Station, Nakuru for their corporation and assistance with data collection. The Deputy Provincial Probation officer, Probation officers, the Manager and staff at Nakuru Girls Hostel without whose support; I would never have met my objective.

I would also want to acknowledge my parents and siblings for encouraging me to soldier on when the situation got difficult. Thanks to my friend Kennedy Aguvasu for his contribution towards producing a quality proposal. My classmates Mworja, Roselyne and Kimani I appreciate your contribution. My colleagues at PSI-Kenya, God bless.

TABLE OF CONTENT

	Page
DECLARATION	ii
DEDICATION	iii
ACKNOWLEDGEMENT	iv
TABLE OF CONTENT	v
LIST OF FIGURES	vii
LIST OF TABLES	viii
ABBREVIATIONS AND ACRONYMS	ix
ABSTRACT	x
CHAPTER ONE	1
INTRODUCTION	1
1.1 Background of the Study	1
1.2 Statement of the Problem	3
1.3 Purpose of the Study	4
1.4 Objectives	4
1.5 Research Questions	4
1.6 Delimitations of the study	4
1.7 Significance of the Study	5
1.8 Limitations of the Study	5
1.9 Basic Assumptions of the Study	5
1.1.0 Definitions of Significant Terms	5
CHAPTER TWO	7
LITERATURE REVIEW	7
2.1 Introduction	7
2.2 Theoretical framework	7
2.3 Underlying causes of urban violence	11
2.3.0 Unemployment and under education	12
2.3.1 Relationship between informal settlements and urban crime	14
2.3.2 Nature of Families-Broken homes	15
2.3.3 The Mother or Father's Role in influencing behaviour	16
2.3.4 The single parenthood in influencing deviance	18
2.3.5 The Intact Family versus Broken Homes	19
2.3.6 Availability of illegal weapons in urban areas	21
2.3.7 Impact of Urban Violence	23
2.5 Conceptual Framework	25
2.4 Chapter Summary	26
CHAPTER THREE	28
RESEARCH METHODOLOGY	28
3.1 Introduction	28
3.2 Research Design	28
3.3 Target Population	28

3.4 Sample size and sample selection.....	29
3.5 Data Collection Techniques.....	29
3.6 Research Instruments.....	30
3.7 Validity of research instruments.....	30
3.8 Reliability of research instruments.....	30
3.9 Methods of Data Analysis.....	31
3.10 Ethical Consideration.....	31
CHAPTER FOUR.....	33
DATA PRESENTATION, ANALYSIS AND INTERPRETATION.....	33
4.1 Introduction.....	33
4.2. Response rate.....	33
4.3 Demographic background of the respondents.....	33
4.3.3 Type of crime committed in Nakuru Town.....	34
4.3.10 Nature of Families of respondents.....	39
4.3.11 Weapons used by respondents.....	40
4.4 Discussion.....	42
CHAPTER FIVE.....	46
SUMMARY OF FINDINGS, CONCLUSIONS AND RECOMMENDATIONS.....	46
5.1 Introduction.....	46
5.2 Summary of Findings.....	46
5.2 Conclusion.....	47
5.4 Recommendations of the study.....	47
5.5 Recommendations for Further Research.....	48
REFERENCES.....	49
APPENDICES.....	53
APPENDIX 1: Letter of Transmittal.....	53
APPENDIX 2: Questionnaire.....	54
APPENDIX 3: Letter of Authorization.....	62

UNIVERSITY OF NAIROBI
EAST AFRICANA COLLECTION

LIST OF FIGURES

Page

Figure 1 **The relationship between independent and dependent variables.....25**

	Introduction	26
1.1	Introduction to the field	26
1.2	Methodological approach	27
1.3	Conceptual framework	28
1.4	Theoretical framework	29
1.5	Research objectives, questions and hypotheses	30
1.6	Research design	31
1.7	Sampling	32
1.8	Data collection	33
1.9	Data analysis	34
1.10	Ethical considerations	35
1.11	Limitations	36
1.12	Conclusion	37
1.13	References	38
1.14	Appendix	39
1.15	Bibliography	40
1.16	Index	41
1.17	Summary	42
1.18	Conclusion	43
1.19	References	44
1.20	Appendix	45

LIST OF TABLES

	Page
Table 1	Operationalization of variables..... 30
Table 2	Sample size..... 32
Table 4.1	Distribution by gender..... 35
Table 4.2	Distribution by education..... 35
Table 4.3	Distribution by crime committed..... 35
Table 4.4	Distribution by pressures leading to crime..... 36
Table 4.5	Relationship between pressure and crime..... 37
Table 4.6	Relationship between place and crime..... 38
Table 4.7	Relationship between employment and residence..... 38
Table 4.8	Distribution by challenges faced at work place..... 39
Table 4.9	Distribution by unemployment and needs..... 40
Table 4.10	Distribution by nature of families..... 41
Table 4.11	Distribution by Weapons used..... 42
Table 4.12	Distribution by causes of crime..... 43
Table 4.13	Distribution by weapons used..... 43
Table 4.14	Relationship between weapons and crime..... 44

ABBREVIATIONS AND ACRONYMS

SRIC	Security Research and Information Centre
CID	Criminal Investigation Department
SALW	Small Arms and Light Weapons
ILO	International Labor Organization
CO	Commanding Officer
CBD	Central Business District
CSO	Community Service Order
DPO	District Probation Officer
GoK	Government of Kenya
UN	United Nations
SPSS	Statistical Package for Social Sciences

ABSTRACT

Cities in Kenya are transit, and destination country for men, women, and children trafficked for forced labor and sexual exploitation. Children are trafficked within the country for domestic servitude, street vending, agricultural labor, and sexual exploitation; men, women, and girls are trafficked to the Middle East, other African nations, Western Europe, and North America for domestic servitude, enslavement in massage parlors and brothels, and manual labor. In China, Chinese women trafficked for sexual exploitation reportedly transit Nairobi and Bangladeshis may transit Kenya for forced labor in other countries. In Nakuru, the number of reported cases of crime and violence has continued to escalate. The aim of this research was therefore, to identify the factors that influence urban crime in Nakuru town. The variables under study included unemployment, informal settlements, illegal weapons and nature of families, which are the major contributing factors of crime. A total of 70 samples composed of 30 respondents drawn from Community Service Orders, 38 probationers and 2 law enforcing agents in Nakuru town namely the CO crime and DPO. For the victims, the study targeted 100 respondents, making a total of 170 samples required for the study. Questionnaires were developed for victims and offenders and interview schedules used for the law enforcing agents. The Questionnaire was piloted in Naivasha town to similar respondents to improve its validity. The Statistical Package for Social Sciences (SPSS) was used in data entry. The array of data as then was coded and analyzed using descriptive statistics mainly the mean and inferential statistics; correlation of variables to establish the association between the attributes of the variable under study. Frequency distributions were used to present the findings of the study. The results from this study indicated that unemployment was the major factor cited by all the 3 set of respondents followed by illegal weapons, existence of informal settlements and finally nature of families. The general feeling by majority of the respondents is that government needs to provide employment opportunities to the youth as most offenders were aged between 20-35 years. It is expected that the result of this study will add to the existing body of knowledge in the area of crime specifically urban crime. Researchers and policy makers both in the public and private sector will find it particularly useful in making decisions around urban planning, creating job opportunities and housing programs. The main factors identified by the study were; mushrooming informal settlement in Nakuru Town associated with high rate of unemployment in such areas or very low salaries paid to the offenders at their work places. Broken families where mothers were the head of the families was the second cause of the rise in urban criminal activities. Increase of weapons in the hands of the criminal is another factor that has lead to the increase in criminal activities in Nakuru Town especially the increase in the position of guns and crude weapons like pagers.

CHAPTER ONE

INTRODUCTION

1.1 Background of the Study

Crime is present not only in the majority of societies of one particular species but in all societies of the world. There is no society that is not confronted with the problem of criminality. Its form changes; the acts thus characterized are not the same everywhere but everywhere and always, there have been men who have behaved in such a way to draw upon themselves penal repression Edward (1970).

There are several key questions which sociologists have been raising regarding crime and location: Does crime tend to occur in particular geographical locations? Is it for example, predominantly an urban or a rural phenomenon? Does crime tend to be concentrated in particular parts of cities, and if so, how can this be explained? How can the geographical distribution of crime be explained? Studying crime rates in the Chicago district, Shaw and McKay (2007), found a strong statistical pattern. The further one moved from the centre of the city the central business district or (CBD), the more the rate of male delinquency declined. They further argued that the central area was a 'zone of transition'. This meant that it contained a large number of immigrants, of low-income families, and a constantly shifting population. Crime in urban settings is said to be as old as society itself.

Savitz (1988) argues that urban areas are composed of communities from different cultures. The areas have also got large concentration of people representing different interests and intense competition for resources. The history of the growth of the cities also lends them to more conflict than rural areas. For example, colonialism led to the development of most cities, which were modeled according to the needs of the colonial government. For most part, rural areas were left alone where they did not interfere with the interests of the colonial government. The situation was, however, different in the case of land and provision of services because both rural and

urban settlements were affected. The impact was, however, mostly greater in urban areas where in most cases existing structures were destroyed or where new structures were created.

Urban crime is a development constraint, which erodes the assets of the poor and affects their livelihoods and well-being. Despite the growing attention of urban crime we are faced with an important contradiction. On one hand we are still on a slow learning curve and on the other we seek to comprehend the complex, multi-layered nature of urban crime the phenomenon itself is not static. UN Assembly (2000).

Though crime takes place in many places, it is in urban areas that most prevalent. From the beginning of 19th century, statistics enable us to follow the course of criminality. In France the increase is nearly 300%, Wolfgang *et al* (1980). In Jamaica, the vast majority of the nation's murders occur in the capital Kingston.

According to Webster (1985), In Africa, cities have the highest reported levels of burglary – illustrating that urban areas in general suffer more from crime and violence than rural areas. Johannesburg for instance has extraordinary high levels of violent crime, according to 1997 Interpol statistics. In 1997, South Africa had the highest per capita rates of murder and rape, the second highest rate of robbery and violent theft (after the Bahamas), and the fourth highest rates of serious assault and sexual offences, of the 110 countries with crime levels listed by Interpol. Interpol(1997).

Kenya is a source, transit, and destination country for men, women, and children trafficked for forced labor and sexual exploitation; children are trafficked within the country for domestic servitude, street vending, agricultural labor, and sexual exploitation; men, women, and girls are trafficked to the Middle East, other African nations, Western Europe, and North America for domestic servitude, enslavement in massage parlors and brothels, and manual labor; Chinese women trafficked for sexual exploitation reportedly transit Nairobi and Bangladeshis may transit Kenya for forced labor in other countries. Collier (2003).

According to William (1992), many factors generate crime. That 'inner morality' necessary to resist the temptation to rape, rob, or kill weakens in an environment of broken homes, systemic poverty, ethical relativism, religious decline. Poverty 'causes' crime in general in the same way

that pornography causes sex crimes and television violence causes violence by children: it is a predispositive condition. The 'underlying causes' of crime are spiritual, as often as economic, psychological as often as material. If we could strengthen family life, raise the living standard, instill character values, and convert the citizenry to a religious outlook we would doubtless lower the crime rate. But these improvements take years. And experience shows that in these areas government action is singularly ineffective and that concerted efforts are required to reduce these illegal acts.

1.2 Statement of the Problem

A study conducted by UN-Habitat (2007) notes that over the past five years, 60 per cent of all urban residents in developing countries have been victims of crime. This is not, however, a uniform trend, as rates in North America and Western Europe are falling significantly, in contrast to those in Latin America and the Caribbean, Eastern Europe and Africa.

Cities are also targets for terrorist attacks, as demonstrated by the bombings of Madrid, London and Nairobi, in 2004, 2005 and 1998, respectively. Yet the impacts of terrorist attacks are significantly small compared to common crime or other types of violence. In Kenya violent criminals are becoming more ruthless and spreading their spheres of operation, police and medical reports indicate. In many towns, areas that were considered safe only a few years ago are now in the grip of violent criminal gangs. Police and medical reports in Nairobi, Eldoret, Mombasa, Nakuru and other towns draw a map that shows that areas safe from crime are shrinking by the day Wabala *et al* (2010)

Ibid further indicates that, in Nakuru, police reports show that hitherto, safe suburbs such as Milimani, Section 58, Kiamunyi and Nakka are increasingly being affected by gun crime, with motorists being the targets. Other reported crimes range from robbery with violence, rape, murder and assault. "Here, fatal shootings have become the order of the day", says Mr George Wanjau, a *matatu* driver going home after work, the latest victim of attacks by marauding gangsters. Shortly after the shooting, police swarmed the area in search of the gangsters. But an hour later, the gang had returned. They shot at a wines and spirits dealer, missing him by inches.

Street people and boda boda taxi operators have also been blamed for violent crime in Nakuru. Even the main Kenyatta street which, until a few years ago, was safe is no longer considered so.

Police further indicate that crime patterns are almost predictable where electioneering periods record the highest. (Central Police Station, Nakuru).

It is against this backdrop that the study sought to investigate factors that influence urban crime and possible recommendations to reduce this deviant acts.

1.3 Purpose of the Study

The purpose of this study was to assess the factors that influence urban crime.

1.4 Objectives

The objectives of the study were:

1. To establish how unemployment influences urban crime
2. To establish how informal settlements influence urban crime
3. To assess the extent to which nature of families influence urban crime
4. To assess the extent to which availability of illegal weapons influence urban crime

1.5 Research Questions

1. How does unemployment influence urban crime?
2. How does informal settlement influence urban crime?
3. To what extent does nature of families influence urban crime?
4. To what extent does availability of illegal weapons contribute to urban crime?

1.6 Delimitations of the study

This study focused on the factors that are favorable in breeding criminal activities in an urban setting. The underlying variables in the study included: unemployment, existence of informal settlements, availability and accessibility of weapons and broken homes as factors influencing this behavior. The type of crime committed ranged from defilement, gang rape, carjacking,

mugging, prostitution, loitering and assault and capital offence like murder. This research was conducted in Nakuru town.

1.7 Significance of the Study

The result of this study has added to the existing body of knowledge in the area of crime specifically urban crime. Researchers and policy makers both in the public and private sector will find it particularly useful in making decisions around urban planning, creating job opportunities and housing programs.

Besides, it will provide useful insights for corrective institutions and the family as an institution in bringing forth responsible citizenry.

1.8 Limitations of the Study

The state law enforcing agents were reluctant to divulge vital information. It was also a challenge accessing the victims as the researcher had to camp at the Central police station to be able to interview them. Some victims were afraid to open up to the researcher and hence did not reach the targeted sample size.

1.9 Basic Assumptions of the Study

The assumption was that the respondents will be accessed fairly easily.

1.1.0 Definitions of Significant Terms

Victim: An unfortunate person who suffers from some adverse circumstance. A person who unfortunately was a target of anti-social behaviors and suffers physically, emotionally or psychologically.

Offender: A wrong doer. A person who transgresses moral or civil law

Small arms/light weapons: Infantry weapons used by criminals. For example revolvers, pistols hand grenades, machete, short guns among others.

Law enforcement agents: organizations that enforce the law. An employee or agent charged with upholding the peace mainly police officers, court officers, correctional officers, probation officers, parole officers among others.

Nature of families: This could either be an intact family or a broken one. For instance, separated families, divorced and or abandoned.

Illegal Weapons: These are arms that are not licensed by the state for use by the handler.

Unemployment: An economic condition marked by the fact that individuals actively seeking jobs remain unhired.

Informal settlements: A shanty town (also called a squatter settlement) is a slum settlement (sometimes illegal or unauthorized) of impoverished people who live in improvised dwellings made from scrap materials: often plywood, corrugated metal and sheets of plastic. Shanty towns, which are usually built on the periphery of cities, often do not have proper sanitation, electricity, or telephone services

CHAPTER TWO

LITERATURE REVIEW

2.1 Introduction

This chapter deals with the issue of urban crime and the causes that underlie this social problem. In this Literature review, the research seeks to determine the role unemployment plays in urban crime, determine the relationship between informal settlements and urban crime, assess the extent to which broken families influence urban crime, the theories of crime and finally to establish the relationship between availability of weapons and urban crime.

2.2 Theoretical framework

Social theory refers to the use of abstract and often complex theoretical frameworks to describe, explain, and analyze the social world.

A good social theory reveals things that otherwise remain hidden. It also makes predictions about future actions, activity or situations. In general, the appeal of social theory derives from the fact that it takes the focus away from the individual (which is how most humans look at the world) and focuses it on the society itself and the social forces that affect our lives.

a) Strain Theory

Why do people engage in crime according to strain theory? They experience strain or stress, they become upset, and they sometimes engage in crime as a result. They may engage in crime to reduce or escape from the strain they are experiencing. For example, they may engage in violence to end harassment from others, they may steal to reduce financial problems, or they may run away from home to escape abusive parents. They may also engage in crime to seek revenge against those who have wronged them. And they may engage in the crime of illicit drug use to make themselves feel better.

A recent version of strain theory is by Robert Agnew's (1992) general strain theory. Agnew's theory draws heavily on previous versions of strain theory, particularly those of Robert Merton, Albert Cohen, Richard Cloward and Lloyd Ohlin, David Greenberg, and Delbert Elliott and

associates. Agnew (1992), however, points to certain types of strain not considered in these previous versions and provides a fuller discussion of the conditions under which strain is most likely to lead to crime.

Ibid. describes two general categories of strain that contribute to crime: others prevent you from achieving your goals, and others take things you value or present you with negative or noxious stimuli. While strain may result from the failure to achieve a variety of goals, Agnew and others focus on the failure to achieve three related goals: money, status/respect, and—for adolescents—autonomy from adults.

Money is perhaps the central goal in Kenya. All people, poor as well as rich, are encouraged to work hard so that they might make a lot of money. Further, money is necessary to buy many of the things we want, including the necessities of life and luxury items. Many people, however, are prevented from getting the money they need through legal channels, such as work. This is especially true for poor people, but it is true for many middle-class people with lofty goals as well. As a consequence, such people experience strain and they may attempt to get money through illegal channels—such as theft, selling drugs and prostitution. Studies provide some support for this argument. Criminals and delinquents often report that they engage in income-generating crime because they want money but cannot easily get it any other way. And some data suggest that crime is more common among people who are dissatisfied with their monetary situation—with such dissatisfaction being higher among lower-class people and people who state that they want "a lot of money."

Closely related to the desire for money is the desire for status and respect. People want to be positively regarded by others and they want to be treated respectfully by others, which at a minimum involves being treated in a just or fair manner. While people have a general desire for status and respect, theorists such as Messerschmitt (2007), argue that the desire for "masculine status" is especially relevant to crime. There are class and race differences in views about what it means to be a "man," although most such views emphasize traits like independence, dominance, toughness, competitiveness, and heterosexuality. Many males, especially those who are young, lower-class, and members of minority groups, experience difficulties in satisfying their desire to be viewed and treated as men. These people may attempt to "accomplish masculinity" through

crime. They may attempt to coerce others into giving them the respect they believe they deserve as "real men." In this connection, they may adopt a tough demeanor, respond to even minor shows of disrespect with violence, and occasionally assault and rob others in an effort to establish a tough reputation. There have been no large scale tests of this idea, although several studies such as that of Anderson (1988.) provide support for it. Finally, a major goal of most adolescents is autonomy from adults.

Autonomy may be defined as power over oneself: the ability to resist the demands of others and engage in action without the permission of others. Adolescents are often encouraged to be autonomous, but they are frequently denied autonomy by adults. The denial of autonomy may lead to delinquency for several reasons: delinquency may be a means of asserting autonomy (e.g., sexual intercourse or disorderly behavior), achieving autonomy (e.g., stealing money to gain financial independence from parents), or venting frustration against those who deny them autonomy.

b) Social Disorganization Theories

Social disorganization is defined as an inability of community members to achieve shared values or to solve jointly experienced problems Bursik (1988). In recent decades, the themes of social disorganization theory have been more clearly articulated and extended by Kornhauser (1978), Bursik and Grasmick (1993), and Sampson and Groves (1989). Shaw and McKay (2002), traced social disorganization to conditions endemic to the urban areas that were the only places the newly arriving poor could afford to live, in particular, a high rate of turnover in the population (residential instability) and mixes of people from different cultural backgrounds (ethnic diversity). Ibid analyses relating delinquency rates to these structural characteristics established key facts about the community correlates of crime and delinquency, and their work remains useful today as a guide for efforts to address crime and delinquency at the community level.

Both theoretical development and empirical research in the study of community influences on crime and delinquency have focused on urban settings. For instance, studies of neighborhood differences in crime rates have been conducted in many of the largest cities in the United States (including Baltimore, MD; Boston, MA; Chicago; New York, NY; and San Diego, CA), but only

one such study has been conducted in a smaller city—Racine, WI. Non-metropolitan areas have been included in some studies of communities and crime, but that research is of limited value for the purposes of this bulletin.

Some of those studies were based on national samples with both urban and rural respondents, but they did not separately examine patterns for nonmetropolitan communities (Sampson, 1985; Sampson and Groves, 1989)

c) Subculture theories,

Elkins & Curtis (1995), try to explain urban crime as being of two types—subculture of violence and subculture of poverty. Common to both types is the belief that certain groups carry sets of norms and values that make them more likely to engage in crime. The subculture of violence thesis holds that high rates of violence result from a culture where criminality in general and violence in particular, are more acceptable forms of behavior. Carriers of a subculture of violence are quicker to resort to violence than others. Situations that normally might simply anger others could provoke violence by those carrying subculture of violence values. In the formulation of these ideas, subculture theorists claim that social institutions themselves contribute to the development and persistence of a subculture conducive to criminality and violence. For example, the disintegration of particular institutions (i.e., churches, families, and schools) denies certain populations (and in particular, minorities) the opportunity to learn conventional norms and values. The result of such processes is that certain groups are more likely to use violence in their day-to-day encounters, and violence is seen as an acceptable means to solving disputes. The classic statement on the subculture of violence is although others have contributed as well Elkins & Curtis (1995). According to critics, the main drawbacks with this perspective are that it tends to overlook the interrelation of normative processes and institutional deterioration with more structural features of a given community, and that it is difficult to operationalize it in a testable fashion (how is the presence of sub cultural values measured in individuals other than by the behavior that is being predicted?).

Subculture of poverty explanation has focused more on urban crime than has subculture of violence explanation. Subculture of violence explanations have been used to explain crime in

urban and nonurban settings, but those who have written about the subculture of poverty have been concerned primarily with the criminal behavior in the ghettos and barrios of central cities Banfield (2006). The central thesis here is that values and norms that discourage work and investment of money or energies are likely to develop in poor communities. Because carriers of this subculture are disinclined to strive to achieve, have limited patience, and are less likely to defer gratification, they act impulsively. Too often these impulses lead to crime. Critics of this theory cite a biased, middle-class perspective that seems to neither understand the plight of the poor—the effects of social structures and institutions on their behavior—nor accurately describe their lives, options, or behavior.

The most notable expression of conflict theories as an explanation of urban crime has focused on income inequality. Here scholars have argued that frustration is a byproduct of income gaps that are viewed as unjust by those in subordinate positions. Social structural cleavages based on race have also been used to explain why poor urban blacks and Latinos have higher crime rates than the general population Blau and Blau (1998). Marxist scholars Chambliss *et al*, (1999) describe how the contradictions inherent in advanced capitalism make crime—particularly where populations are concentrated, such as in the city—more likely. Most of their critics assert that conflict theorists are inaccurate (e.g., it is not income inequality that predicts crime, but absolute poverty), or too political.

2.3 Underlying causes of urban violence

Over the past several decades, massive public protests and riots in cities throughout the developing world have resulted in significant loss of life and widespread destruction of property. Such disturbances were at times triggered by immediate economic circumstances (e.g., rising food prices, food scarcity, currency devaluation, austerity measures) or by political upheavals. In some cases, particularly on the Indian sub-continent, simmering ethnic and communal tensions surfaced during such episodes, resulting in an even higher toll of death and destruction. (Ellen Brennan-Galvin, 2002) says that such occurrences of citywide violence not only have destroyed physical capital but also discouraged foreign direct investment, thereby threatening already fragile national economies and even potentially destabilizing governments.

Reports of muggings, gun battles, murders, gang fights, drug wars, sexual violence and mob justice have become all too familiar. Indeed, urban insecurity is gaining importance on the international stage not only because of terrorist attacks but because of the daily violence that dominates many people's lives - further fuelled by the rapid growth of cities.

2.3.0 Unemployment and under education

The causes of crime in urban areas have been studied many times. Such issues as unemployment, lack of education, and poverty are those most mentioned. There is an interaction among these factors, and they cannot be viewed as isolated phenomena. When a person is undereducated, the possibility of being unemployed is greatly increased. Quite naturally, unemployment leads to inaccessibility to income thus exposing one to criminal tendencies to earn an income.

Poverty, when combined with the unequal distribution of state resources and power, weak institutions, unemployment, inequity, territorial segregation, poor urban planning and management of public spaces, can heighten the potential for violence.

According to Weinberg (1990) the theory behind why crime increases in the wake of falling wages is simple, He said, "A decline in wages increases the relative payoff of criminal activity. It seems obvious that economic conditions should have an impact on crime, but few studies have systematically studied the issue."

Weinberg et al (1990) did several analyses to examine the connection between wages, unemployment and crime between 1979 and 1997 for men without college educations. In one analysis, they looked at crime rates in 705 counties across the country - all counties with populations greater than 25,000 - and compared them with state wages and unemployment rates. The second analysis focused on statistics from 198 metropolitan areas as defined by the U.S. census. The researchers took into account factors such as arrest rates and number of police that may have also influenced crime rates.

In the first analysis, the researchers calculated that the 20 percent fall in the wages of non-college-educated men over the entire period can account for a 10.8 percent increase in property

crime and a 21.6 percent increase in violent crime. "Wage declines are responsible for more than half of the long term increase in both property and violent crime," Weinberg said.

Overall, wages had a larger effect on crime than did the unemployment rate, according to Weinberg. That's because the unemployment rate is cyclical and there is no strong long-term trend. Wages, however, fell steadily during most of the period studied.

"Clearly, the long-term trend in wages was the dominant factor on crime during this period," he said.

In a third analysis, the researchers examined data from the 1979 National Longitudinal Survey of Youth to see if the criminal behavior of the young men who participated in the survey could be linked to economic conditions where they lived. This survey asked participants if they had taken part in crimes such as shoplifting and robbery in the previous year.

As expected, economic conditions had no effect on the criminal activity for the more highly educated workers in the sample.

However, among less educated men, lower wages and higher unemployment rates in the states where they lived made it more likely that they had participated in crimes. This was true even after the researchers took into account factors such as cognitive ability and family background.

"Low-skilled workers are clearly the most affected by the changes in labor opportunities, and these results remain after controlling for a wealth of personal and family characteristics," he said. The processes that link poverty with population turnover are specific to urban settings. In non-metropolitan settings, poor populations may be stable and ethnically homogeneous. Although rates of violence are higher in urban areas with lower economic status, it was not clear that this relationship should apply in rural settings.

The role of economic status in social disorganization theory is based on patterns of growth in urban areas. In many major urban areas, growth leads to the physical, economic, and social decline of the residential areas closest to the central business district. These areas then become most readily available to the poor and to groups who migrate to the area. As a result, areas with

the lowest average socio-economic status will also have the greatest residential instability and ethnic diversity, which in turn will create social disorganization Bursik and Grasmick (1993). Accordingly, many studies have found that urban neighborhoods with high rates of poverty also have greater rates of delinquency Warner and Pierce (1993).

2.3.1 Relationship between informal settlements and urban crime

In 2001, 924 million people, or 32% of the world's urban population, lived in slums, 43 percent in developing countries, 6% in more developed. Wafula, (2004), Smith, (2006) indicate that. Informal settlements have been part of the South African landscape as far back as the late 1800s. However, in the post-apartheid era, they have increasingly come under the spotlight as a media concern. Housing shortages, service delivery, political tension, violence and crime, poverty and the high environmental and health risks are just some of what these settlements have to face. The problem is growing in many urban centers as immigration continues and exacerbates the problems. In the case of Cape Town, an estimated 48,000 people are migrating into the City annually Cape City Council (2004).

Besides the huge backlog which the city faces, these areas have become the environments for accumulating disaster risk which result in repeat events that destroy the existing infrastructure and leave many people destitute and homeless. The causes for these disaster occurrences are very under researched and understanding of the complexity is just starting. For instance the various incidents of fire gutting down properties of residents in slums leaves most of them desolate and are thus exposed to abject poverty forcing them to devise inappropriate means of earning income.

In Nairobi the majority of young people in the slums are unemployed, creating room for them to engage in crime. The anger of the young people increases because of lack of opportunities. "This is a time bomb." Apart from the middle income housing estates, there are a number of sprawling slums such as Kibera, Majengo, Mathare and Korogocho, to mention but a few. It has been noted that most crimes in Nairobi are committed by youth residing in these informal settlements. The youth in these areas do not have adequate education nor training; thus, have no prospects for meaningful employment.

2.3.2 Nature of Families-Broken homes

Broken homes and broken hearts are not only the reason for so many social problems, but are also the reason for the incumbent economic difficulties we face as a culture. The moral foundation of society erodes as children learn the savage values of the street rather than the civilized values of culture. Anderson (2007), says that there are many social crises brought about by the breakdown of the family. Sociologist Yankelovich (2005), puts it this way: that the nation's economic difficulties are rooted not in technical economic forces (for example, exchange rates or capital formation) but in fundamental moral causes.

There exists a deeply intuitive sense that the success of a market-based economy depends on a highly developed social morality-trustworthiness, honesty, concern for future generations, an ethic of service to others, a humane society that takes care of those in need, frugality instead of greed, high standards of quality and concern for community. These economically desirable social values, in turn, are seen as rooted in family values. Thus the link in public thinking between a healthy family and a robust economy, though indirect, is clear and firm.

The issue of a broken home, with malfunctioning structure, where children are thus unable to acquire expected roles has been a key component in studies surrounding juvenile delinquency. Wells & Rankin (1991). Although various reasons such as poor marriages, lack of parental controls, ineffective parental behavior and failure to provide a natural and loving environment in Kenya, have been attributed to the rise in delinquency, most of the literature returns to the ultimate breakdown of the family unit as the main causative factor, Cernkovich & Giordano (1987).

UNIVERSITY OF NAIROBI
EAST AFRICANA COLLECTION

Shaw and McKay (2007) describe this zone as being 'socially disorganized'. By this they mean that it is an area where there are many 'broken' families, violence, and lots of other social problems. They claim that these sorts of areas have high and increasing crime rates because the population is constantly changing, and in a large and anonymous urban setting there is less social control.

A broken home is a factor in personality mal-adjustment. For males, the largest proportion of crimes brought to the attention of the court was property offenses. The commission of traffic

violations and misdemeanors were ranked second and third. The female delinquents were referred for running away, being ungovernable and committing some type of sexual deviancy. Of these individuals referred to the court, the greatest percentage of offenses influenced by broken homes were truancy, runaway, and ungovernability Mullens (2004). Certain types of delinquency are related to broken homes (e.g. runaway, truancy and fighting). Juveniles from broken homes are 2.7 times more likely to run away from their family than children living in intact homes. The core belief is that a broken home has an imbalance and as a result is detrimental to a child's socialization and personality adjustment. As a result, a child may be more susceptible to negative peer pressure and may ultimately commit acts of delinquency not committed by children from intact homes where there is a balanced structure of men and women who act as good role models in the child's acquiring proper roles. The literature will also reflect the influence a broken home has on certain types of delinquency Bartusch *et al* (2005)

Upon further examination, Rankin (1983) compared various broken homes and runaway offenses and found that children from a single parent home (no stepparent) are 1.8 times more likely to run away than as a child living in an intact home. The odds increase to 2.7 for children living with one biological parent and a stepparent and increase to 4.0 for a child living with neither biological parent regardless of the sex or age of the child.

An intact home is essential in developing a balanced and socially adjusted personality. Rankin's study reported various findings regarding broken homes and delinquency.

2.3.3 The Mother or Father's Role in influencing behaviour

Among the cross-sectional group studies, children who are living with their natural fathers show significantly fewer incidences of fighting, delusions-hallucinations, delinquency, late development and isolation, and benefit from living in an intact home. An intact home enjoys the socialization roles of both mother and father. Mullens (2004). The study also found that children living with a surrogate father (broken home) manifest a greater number of behavioural issues McCarthy *et al.* (1982). High-quality father-child ties may be particularly important for a child's well-being because fathers who develop close affective bonds with children can be more effective in monitoring, teaching, and communicating with children, thereby allowing the social capital inherent in the father-child relationship to be realized (Amato, 1998; King, Harris, & Heard, 2004).

Contact alone does not guarantee that this will occur. Many non-resident fathers engage in leisure activities such as taking their children to restaurants and movies but fail to engage in responsive parenting or other authoritative practices, such as talking about problems or setting limits Amato *et al* ,(1999).

Children from broken homes are involved in significantly more acts of delinquency than children from intact homes. Sobolewski (2008). Boys from broken homes had significantly greater involvement in all types of delinquent acts except for minor theft, touting, home delinquency (damaging property owned by the family) and running away when compared to girls from broken homes. She also compared male means from broken homes versus intact homes with female means and found that broken homes have as great an impact on the boys as it does on girls, possibly even a greater influence. Canter (1982).

Gorman-Smith and Tolan (1998) found that parental conflict and parental aggressiveness predicted violent offending; whereas, lack of maternal affection and paternal criminality predicted involvement in property crimes. Familial characteristics suggesting familial antisocial behavior or values such as family history of criminal behavior, harsh parental discipline, and family conflict have been among the most consistently linked.

In another study conducted by Gorman-Smith and her colleagues, data show that children are more likely to resort to violence if there is violence within relationships that they may share with their family Gorman-Smith, *et al*. (2001)

Family structure and dynamics are causal variables in discussing delinquency due to their critical role in the socialization and control of children. For property offenses, the study found a direct relationship for males and an indirect relationship for females. Finally, a direct effect will be found with both males and females in the aggressive offenses category when compared to family conflict Norland *et al*. (1979).The absence of a male parent significantly affects the behaviour of juveniles, especially males. Their results showed that this absence has the greatest influence in three areas: alcohol, marijuana usage and sexual activity. They found that males whose fathers were absent had the highest rate of any group studied. They concluded that this data fails to reflect the true significance of the father and his role in transmitting values and being a role model.

Their data suggests that the father has a stabilizing effect and his presence may act as a deterrent in the three problem areas studied Stern *et al* (1984) Doggett, (2008) in a study on Juvenile Delinquency and Family Structure says that obviously something is going on in today's society if more and more children are committing delinquent crimes.

This study in response to Doggett's assertion, therefore explores how family life influences juvenile delinquency. Juveniles are more likely to become juvenile delinquents if there is little structure provided for them in their families. All of these aspects of family are very crucial to the upbringing of a child and could ultimately lead to delinquent behaviors if the family is not functioning "properly." Properly is defined as a two parent, violence free and openly communicating household. According to Wright and Wright (1994) the family is the foundation of human society. Families are one of the strongest socializing forces in life. They teach children to control unacceptable behavior, to delay gratification, and to respect the rights of others. Conversely, families through roles can teach children aggressive, antisocial, and violent behavior. This statement alone could easily explain how the juvenile may end up becoming a delinquent. Wright and Wright (1994) suggest positive parenting practices during the early years and later in adolescence appear to act as buffers preventing delinquent behavior and assisting adolescents involved in such behavior to desist from delinquency.

Research indicates that various exposures to violence are important sources of early adolescent role exits, which means that not only can juvenile witness violence within the family but on the outside as well Hagan & Foster (2001) in Mullens (2004). A substantial number of children engage in delinquency. Antisocial and/or aggressive behaviors may begin as early as preschool or in the first few grades of elementary school. Such childhood misconduct tends to be resistant to change; for example, the parents disciplining more harshly, often predicts continuing problems during adolescence, as well as adult criminality Prochnow & DeFronzo (1997).

2.3.4 The single parenthood in influencing deviance

The third major area within juvenile delinquency and families is single parent households versus two parent households. Klein and Forehand (1997) suggest that the prediction of juvenile

delinquency in early childhood depends on the type of maternal parenting skills that are imposed upon the child during early adolescence.

Muehlenberg (2002) in Mullens (2004) poses the question of how do children from single parent family homes fare educationally compared to children from intact two parent families.

A number of studies have been undertaken which show a very real connection between delinquent and /or criminal behavior, and single parent families. Wright and Wright's (1994) research shows that single parent families, and in particular mother-only families, produce more delinquent children than two parent families. Indeed the very absence of intact families makes gang membership more appealing.

Sometimes the focus is taken off the mother and shifted towards the father. The lack of emphasis on the role of fathering in childhood conduct problems is especially unfortunate given that there are several reasons why fathers can be expected to be particularly significant in the initiation and persistence of offspring offending. For example, fathers are particularly likely to be involved with sons who are at higher risk than daughters of delinquent behavior Flouri & Buchanan (2002). Popenoe (1997) states that fatherlessness is a major force behind many disturbing US social problems. The institution of marriage acts as culture's chief vehicle to bind men to their children.

Although the young of many species are born helpless, their maturity level is rapid and far surpasses that of humans who need years of protection and nurturance to achieve physical and emotional independence Whitehead (1993).

A child's home and family is the centre of development. One of the most important functions of this matrix is to provide structure and guidance in an effort to encourage and aid children in their socialization and identity development Stern *et. al.* (1984).

2.3.5 The Intact Family versus Broken Homes

Data has shown that an intact home with a mother and father (emphasis on the father) has a stabilizing effect and may act as a deterrent in certain areas of juvenile delinquency Stern *et al.*, (1984).

An intact family structure has been found to influence a child's susceptibility to peer pressure Steinberg, (1987), contribute to offspring development and capabilities in adapting to society

Smith, & Walters, (1978) and is linked to fewer incidences of delinquency related issues McCarthy et al.,(1982).

Children from broken homes have been found to be involved in a significantly higher amount of delinquent acts than children from intact homes Canter, (1982). Both male and female children from broken homes were found to be negatively affected by parental absence as there is no one to instill the roles. For instance, girls from a single parent household (emphasis on paternal absence) have been associated with delinquency issues related to vandalism and auto trespassing Austin (1988), run away, incorrigibility and sexual deviancy .Male children from broken homes have been found to be involved in higher rates of alcohol and drug usage, promiscuity property offenses and traffic violation Weeks(1999).

Children from a broken home have been found to be two to three times more likely to have emotional and behavioral problems, when compared to children from intact homes Popenoe, (1995). Many parents do not fully grasp their role as a teacher nor do they realize the influence they exert as parents on their children. When these vital lessons are not taught by the family, a child may collapse under the pressures of the outside world, with juvenile delinquency being an almost certain fate.

“The relationship is so strong that if ways could be found to do it, a strengthening and preserving of family life, among the groups which need it most, could probably accomplish more in the amelioration and prevention of delinquency and other problems than any other single program yet devised” Monahan, p. 258, (1997). Mullens, (2004) studied the relationship between juvenile delinquency and family unit structure based in Lewis County of West Virginia

Research in urban areas has found that delinquency rates are higher in communities with greater levels of family disruption, and the authors expected that this also would be true in rural areas.

Sampson and Groves, (1989) argued that unshared parenting strains parents' resources of time, money, and energy, which interferes with their ability to supervise their children and communicate with other adults in the neighborhood. Furthermore, the smaller the number of

parents in a community relative to the number of children, the more limited the networks of adult supervision will be for all the children.

2.3.6 Availability of illegal weapons in urban areas

The single most serious security challenge facing the world today is the proliferation and circulation of illicit small arms and light weapons. By virtue of their easy availability, relative cheapness, technical simplicity and concealable ability, these weapons have become arms of choice to all categories of criminals, Government of Kenya, (2006). Many urban areas especially in the various slums of Africa remain ungoverned by formal state authorities. The provision of basic services, including security, is neglected by the state and therefore privately run by various social and criminal organizations, such as vigilante movements or militias. This situation occurs in many states within sub-Saharan Africa, commonly referred to as 'fragile', 'failed' or 'failing yet functioning in its own way' (Chabal and Daloz, 1999; Abbink, 2001; Mbembe, 2001). In 2006, the Kenyan Police recorded 72,225 crimes in Nairobi: 1286 murders; 33 cases of manslaughter; 326 suicides; 1,291 rapes; 13,186 cases of assault, 3,594 cases of 'robbery with violence'; 158 carjacking; 7,420 cases of house-breaking or other forms of burglary and 289 cases of drug trafficking Kenya Police, (2007). Given the 'ungoverned' nature of much of Kenya, it is likely that these figures vastly underestimate the number of crimes perpetrated.

Notwithstanding, the murder rate remains higher than almost all developed countries but significantly lower than many countries with very high levels of homicide (and associated gun violence). A UN household study of Nairobi conducted by Stavrou in 2002 suggests that 29 per cent of those surveyed had been victims of robbery in which violence or the threat of violence was used and 13 per cent reported being the victims of a personal assault.

In all cases of violent crimes (mugging, robbery, hijack, and physical assault), a significantly higher proportion of males compared to females were targeted. Moreover, 27.6 per cent of respondents said their households had experienced at least one burglary during the previous year. Other surveys find similar levels of crime across Kenya's urban centres. According to the Kenyan Crime Survey Muchai, (2002) most prevalent are: robbery (accounting for the majority); domestic and family-related violence; gang violence; ethnic or political violence; banditry; and

carjacking. The Security Research and Information Centre (SRIC), one of the few Kenyan organizations to collate data on armed violence in the country, counted almost 300 cases of robbery out of 826 crimes in 2002 Muchai, (2002). Katumanga (2005) has identified the Kenyan police as a significant source of leased guns Katumanga 2005a. p. 215). Thirdly, the availability of firearms enables the perpetration of larger crimes, such as car-jackings, roadblocks and thefts from buses. Such offences require a higher degree of organization. Finally, the relative 'disarmament' of the majority of Nairobi's population ensures that a criminal gang, even if it only possesses one firearm, will be able to overpower their victims. A small number of guns can be used to terrorise a large number of people.

There is evidence that firearms are frequently used in Nairobi. Jefferson et al. (2002, p. 4) find that 22 per cent of respondents reported 'hearing gunshots often or all the time' and a further 40 per cent said they hear gunshots 'sometimes'. Similarly, Stavros (2002) finds that 52 per cent of survey respondents regularly hear gunfire. These large numbers suggest that whilst comparatively few Nairobi residents possess firearms, those that are in circulation are used frequently.

Other than Nairobi, towns like Murang'a, Kisii, Kirinyaga, and Nyahururu harbour a diverse mix of urban gangs, vigilante groups, and other social organizations that have monopolised the use of force and provision of security. In the governance vacuum, some of the latest youth gangs to emerge within the Nairobi area include: Geri ya Urush (Urush gang); Geri ya Ngei (Huruma gang); Geri ya Bangla (Bangla gang); Vijana WA Darfur (Youth of Darfur); the Harare; the Albania; the Balkans; and the Matragos (Daily Nation, 2007). Each gang possesses specific characteristics, most names relate to: a location; an ethnic group; a national or international political event; a politician or political party.

The activities of these urban gangs vary from managing local tenant-landlord conflicts or providing vigilante justice and security to the control of public and social services such as transport, garbage collection, public toilets and electricity supply. Traditional state-related functions have thus become part of new power configurations, wherein alternative social organizations and groups assume control with often bitter and uncontrolled consequences.

The purchase, supply, and use of small arms by Nairobi vigilantes and militias such as the Mungiki remain largely uninvestigated. Notwithstanding, there is evidence that weapons play a part in their acts of violence, whether collectively bought, kept on loan or 'leased' by the police, a business patron, or political ally.

A Nairobi citizen in a national newspaper referring to state allegations of widespread weapons possession by the vigilante groups stated that, 'With claims of rampant police corruption in Kenya and allegations that weapons have been planted, it is impossible to know who to believe.' Similarly Anderson (2002, p. 547) notes that, 'Vigilante groups in Nairobi are invariably armed, yet the police do not apprehend them for the carrying of those arms, which tends to confirm the public perception that the authorities are happy to condone the activities of the vigilantes.' Weapons are not a prerequisite for the urban killings and raids, as pangas and knives are still frequently used. However, the increase of violence can be connected with the increased use and availability of firearms.

2.3.7 Impact of Urban Violence

The involvement of children and youth in organized armed violence, often with devastating consequences for their communities and themselves, has been the subject of comparative case studies in a number of countries (Dowdney, 2005; Hagedorn, 2005 and 2007). Such groups have been defined as: children and youth employed or otherwise participating in Organized Armed Violence where there are elements of a command structure and power over territory, local population or resources. Dowdney, (2005), says that the physical consequences are not the only fallout for women and other victims; the psychological damage is also far-reaching. (Gulfer Cezayirli (2009) says violence "inhibits productivity and income-earning capacity, affects the investment climate, destroys infrastructure and disrupts delivery of services."

As crime rates increase, the higher-income population seeks greater security in the form of gated communities. The resulting fragmentation polarizes urban society further, increasing the risk of violence. Many cities have become divided into islands of prosperity and deprivation where violence prevails. As stated by Nairobi-based urban author Rasna Warah, (2007), "In an increasingly polarized world, where resources are scarce and where political and religious differences threaten to tear communities apart, cities are becoming the preferred battlefields for

both criminals and terrorists." S. Radwan, (2003) said "Given the scale and irreversibility of urbanization, urban employment is the key to solving other problems faced by municipalities." The problems are daunting, but ILO argues that actors at the municipal and local levels have more resources at their disposal than is often realized. The formation of local alliances, involving mayors, trade unionists, entrepreneurs, community groups and others, is the necessary first step in mobilizing the job-creation potential of cities. National authorities have the responsibility of devising macro-economic policies that are capable of stimulating and supporting local initiatives for employment creation. ILO, (1995).

DEPENDENT VARIABLES



2.5 Conceptual Framework

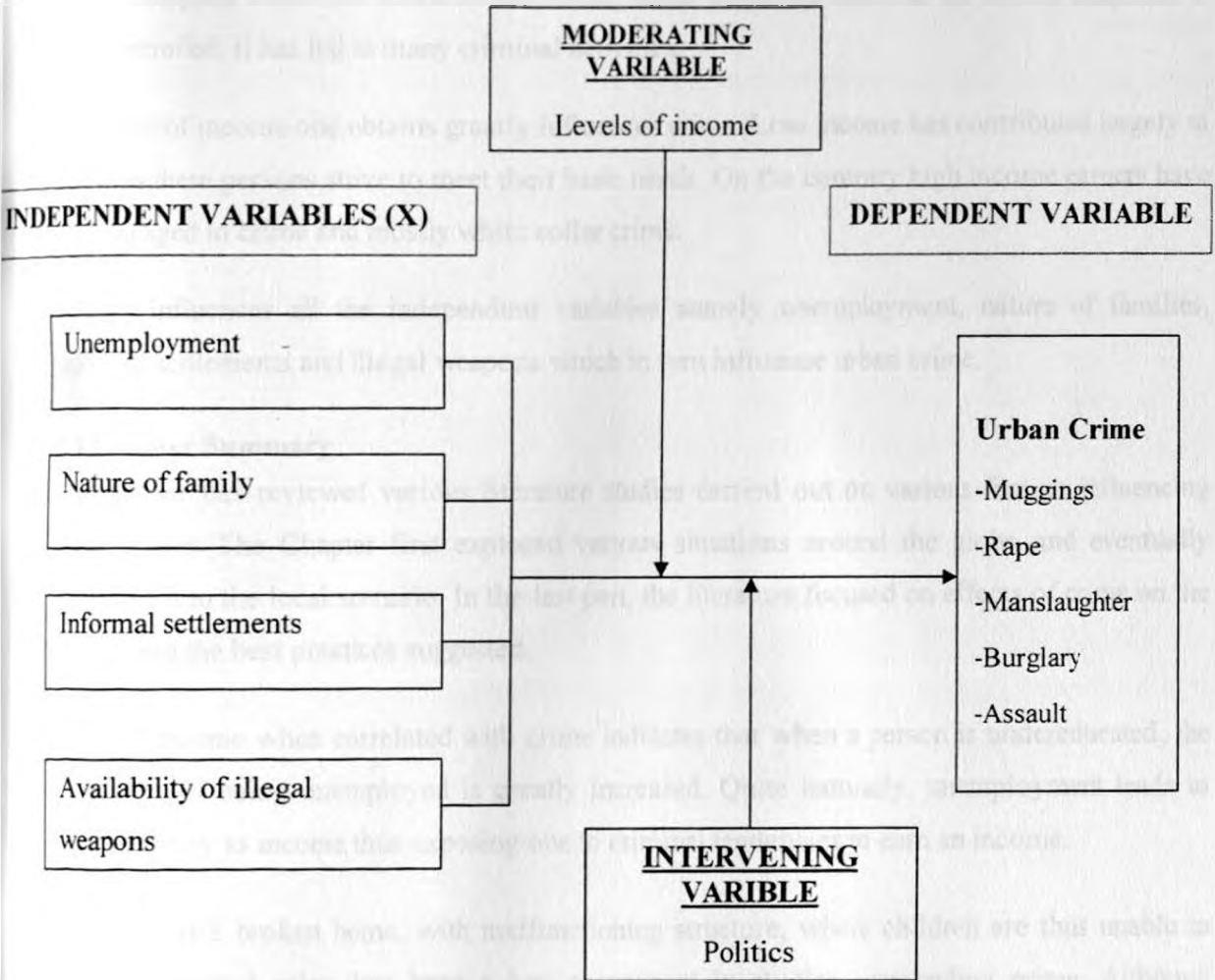


Fig 1: The relationship between urban crime (dependent) and its independent variables.

Unemployment affects urban crime in that the unemployed persons would resort to any means to meet their needs. This means could include crime.

The nature of families play a role in influencing crime in that broken families have in most case led to deviance unlike intact families

Informal settlements popularly known as slums have provided breeding grounds for crime in urban areas. The anonymity found in these settlements provides “safety” for the criminals.

Illegal weapons which are found in the wrong hands would be used for the wrong purposes. If not controlled, it has led to many criminal activities.

The level of income one obtains greatly influences crime. Low income has contributed largely to crime as these persons strive to meet their basic needs. On the contrary high income earners have also engaged in crime and mostly white collar crime.

Politics influences all the independent variables namely unemployment, nature of families, informal settlements and illegal weapons which in turn influence urban crime.

2.4 Chapter Summary

The chapter has reviewed various literature studies carried out on various factors influencing urban crime. The Chapter first explored various situations around the globe and eventually narrowed it to the local scenario. In the last part, the literature focused on effects of crime on the society and the best practices suggested.

Level of income when correlated with crime indicates that when a person is undereducated, the possibility of being unemployed is greatly increased. Quite naturally, unemployment leads to inaccessibility to income thus exposing one to criminal tendencies to earn an income.

The issue of a broken home, with malfunctioning structure, where children are thus unable to acquire expected roles, has been a key component in studies surrounding crime. Although various reasons such as poor marriages, lack of parental control, ineffective parental behavior and failure to provide a natural and loving environment in Kenya, have been attributed to the rise in delinquency, most of the literature returns to the ultimate breakdown of the family unit as the main causative factor.

The availability of illegal firearms enables the perpetration of larger crimes, such as car-jacking, roadblocks, and thefts from buses. Such offences require a higher degree of organization.

The chapter finally offers suggestions on how to curb this. The formation of local alliances, involving mayors, trade unionists, entrepreneurs, community groups and others, is the necessary first step in mobilizing the job-creation potential of cities in order to see crime rates could go on a downward trend. National authorities have the responsibility of devising macro-economic policies that are capable of stimulating and supporting local initiatives for employment creation. ILO (1995).

CHAPTER THREE

RESEARCH METHODOLOGY

3.1 Introduction

This chapter presents the research methodology that is to be used to collect data. It is divided into two broad sections. The first part deals with the study design and includes the sample selection criteria, data collection methods and pre-testing. The second section deals with data collection instruments, reliability, validity and finally ethical considerations in conducting the research.

3.2 Research Design

The study used descriptive survey design. Descriptive research is designed to describe the characteristics or behaviors of a particular population in a systematic and accurate fashion. It involves obtaining information from more than one case within limited time about a particular topic. A sample is selected from the required population, to whom questionnaires are administered and the responses coded and analyzed to provide descriptions of the respondents, which enables the researcher to draw conclusions to be generalized back to the population from which the sample has been selected (Fraenkel & Wallen, 2000). Punch (2005) describes the purpose of descriptive research as presenting facts concerning the current status of a situation citing relationships of variables under study and therefore appropriate for this study. It sought to get opinions from offenders, victims of crime and law enforcing agents.

3.3 Target Population

The study population included all offenders under probation, community service order and victims whose cases have been reported at Central Police station in Nakuru. On average there are 38 probationers and 30 community service orders in a day. The probationers are confined at Nakuru Girls' Hostel. The number of cases recorded at Central Police in a day is 100 and thus the researcher targeted the whole population.

3.4 Sample size and sample selection

Sampling is the act, process, or technique of selecting a suitable sample, or a representative part of a population for the purpose of determining parameters or characteristics of the whole population. Patton (1990). A sample is a finite part of a statistical population whose properties are studied to gain information about the whole. Webster (1985). When dealing with people, it can be defined as a set of respondents (people) selected from a larger population for the purpose of a survey.

In this study, the sample universe consisted of all offenders sentenced to probation and community service order in Nakuru town. According to the Universal Accreditation Board (2003), for a population of 38 with a 95% confidence interval and a margin of error of +/- 5%, the appropriate sample size is 35. Similarly, for a population of 30 CSOs, the appropriate sample size would be 28. However, based on the negligible difference and the assumption that there may be not 100% response rate, the researcher interviewed the entire population. The total sample size for offender was thus 68 respondents.

At Central Police Station, the researcher had identified, there are on average 100 crime cases reported. The researcher thus focused on the whole population.

For the Key informant interview, the researcher selected Central Police station because it is the largest station and receives reports from all the outposts as well as cases reported at the CID department. At the Police station, there are 10 officers attached to the crime department and the researcher purposively selected the CO Crime officer in charge. This is because the CO has all the information availed to him by his junior officers. At the probation office, the researcher interviewed the District probation officer (DPO).

3.5 Data Collection Techniques

The researcher used descriptive survey method by administering questionnaires and conducting interviews. This type of survey uses questionnaires and interviews to collect information about people's attitudes, beliefs, feelings, behaviors, and lifestyles. The research also applied direct observation when undertaking document analysis.

3.6 Research Instruments

The researcher used questionnaires and interview schedules for data collection. Questionnaires are frequently used in quantitative marketing research and social research. They are a valuable method of collecting a wide range of information from a large number of individuals, often referred to as respondents McDaniel, *et al.* (1984). Thus for the offenders, the researcher used questionnaires for as they were deemed appropriate and interview schedules for the key informants. The questionnaire had 5 broad sections: Personal information (gender, age and level of education), Employment (i.e. employment status, unemployment and how needs were met), Crime (reasons for confinement, type of crime committed, place and time) Nature of families (i.e. if living with parents, conditions of living) and weapons (type of weapons used and source).

3.7 Validity of research instruments

According to Saunders *et al.* (2000) research is only valid if it actually studies what it set out to study and only if the findings are verifiable. Validity is the accuracy of and meaningfulness of inferences, based on the research results. Validity further refers to the quality that a procedure or instrument or tool used in the research is accurate, correct, true, meaningful and right. In this research, a pre-test was conducted, where 10 randomly selected respondents were exposed to the tool of data collection.

3.8 Reliability of research instruments

Reliability is concerned with estimates of the degree to which a research instrument yields consistent results or data after repeated trials. Reliability indicates the stability and consistency with which the data collection instrument measures the concept (Zikmund, 2000). In this study, the reliability of the research instrument was improved through the use of the split-half reliability procedure where the researcher administered the entire instrument to a sample of respondents during the pilot test and calculated the total score for each randomly divided half i.e. odd and even numbered items of the questionnaire. A reliability coefficient between the two total scores was calculated using the Spearman-Brown prophecy tool. According to Fraenkel & Wallen (2000) if the results produce a reliability coefficient ≥ 0.7 the instrument will be considered reliable. The formula for reliability is as shown below:

$$r_e = \frac{2r}{1+r}$$

Where:

r_e – Reliability

$2r$ – correlation coefficient of 1st half

$1+r$ – correlation coefficient of 2nd half

The results yielded a reliability coefficient of 0.698 and therefore the instrument was considered reliable.

3.9 Methods of Data Analysis

This study sought to find out the factors that contribute to urban crime, the case of Nakuru Town. The questionnaires were distributed to the respondents and reviewed for accuracy and recorded responses. All open ended questions were transcribed in computer tables for manual collation. Close ended questions were coded separately and translated responses to numeric values.

The factors were best captured using the frequency distributions which were later converted to percentage distributions to facilitate comparison. Statistical Package for Social Sciences (SPSS) was used to for data entry and computer generated tables were interpreted and the findings organized. Each table was explained in light of the variables in the research topic and data was analysed using correlation and frequencies.

3.10 Ethical Consideration

The researcher exercised utmost caution while administering the questionnaires. The researcher sought permission from the respondents before the interview commenced. The respondents were assured of confidentiality and no promises were made or incentives offered to coerce them to provide feedback. They were appreciated for finding time to answer the questionnaires.

Table 1.0 Operationalization of Variables

Research questions	Variables	Indicators	Measurements	Measurement levels	Data collection	Tools of analysis
How does unemployment influence urban crime?	Independent Variable -Unemployment	-Idleness -No. of Job seekers -Ministry of Labour statistics -Employment bureaus	-Un/productive 24 hours -No of people seeking jobs	-Ordinal -Nominal	Survey -Questionnaire -Interviews Observation -Document analysis	-Descriptive stat Central tendency -Mode -Median - Chi Square
	Dependent Variable -Urban crime	-Violence -Theft -Burglary -Rape -Assault	Records from the police and hospitals, probation records	Nominal	Survey questionnaire Document analysis	Descriptive statistics Measures of central tendency -Median
How does existence of informal settlements contribute to urban crime?	Independent Variable -Informal settlement	-Unplanned structures -High population Density areas	Records by Ministry of Housing and UN-Habitat	Nominal Nominal	Survey questionnaire Observation -Document analysis	Descriptive statistics Measures of central tendency -Median -Chi Square
To what extent does nature of families contribute to urban crime?	Independent Variable -Broken families	-Divorce -Separation -Desertion	Records from Court, Social services department	-Nominal	Survey -questionnaire Observation -Document analysis	Descriptive statistics Measures of central tendency -Median & chi square
How does availability of illegal weapons contribute to urban crime?	Independent variable -Availability of weapons	-Use of for weapons in crime -Disarmament programs -Destruction of arms by the government	Police records Media reports	-Nominal	Observation -Document analysis Survey -interview	Descriptive stats Measures of central tendency -Median -chi square

CHAPTER FOUR

DATA PRESENTATION, ANALYSIS AND INTERPRETATION

4.1 Introduction

This chapter presents the study findings which were analyzed, interpreted and discussed according to the following thematic areas: Response rate, demographic background of the respondents, unemployment and crime, nature of families and crime, informal settlements and crime, illegal weapons and crime

4.2. Response rate

The researcher had 3 sets of respondents that included; 68 offenders, 100 victims and 2 key informants. Out of the 68 targeted offenders, there were 53 responses (77.9%), 3 spoilt and 11 were not returned. For the victims there was 62% response. This is attributable to the fact that, the researcher had to rely on police officers to refer clients to the researcher and some respondents were uncomfortable to disclose the nature of crime that had been committed against them. For the key informants there was 100% response.

4.3 Demographic background of the respondents

The study sought to establish relevant demographic characteristics of the respondents especially the gender and level of education.

4.3.1: Gender of the respondents

Data collated was presented on frequency tables and explanations provided for all findings. Where correlation was conducted, association between the variables has been provided.

Out of the 53 offenders that were selected into the study, 15 (28.3%) were male and 38 (71.7%) were female. This was response rate of 77.9%. The female were more than the males because the only confinement correctional centre the researcher could access was the Nakuru girls' hostel. The findings are illustrated in Table 4.1.

Table 4.1: Distribution of Respondents by Gender

Gender	Frequency	Percentage
Male	15	28.3
Female	38	71.7
Total	53	100

4.3.2: Educational level of the respondents

Out of all the respondent that were interviewed 11.3% lacked formal education, 79.2% had acquired primary education while 9.4% had secondary education which was the smallest representation. Majority of the respondents have attained only primary education and this could be as due to the fact that, at the girls' hostel, they are aged less than 18 years and thus most of them would either be in primary or in secondary schools.

Table 4.2: Distribution of respondents by Educational level

	Frequency	Percentage
Informal	6	11.3
Primary	42	79.2
Secondary	5	9.4
Total	53	100

4.3.3 Type of crime committed in Nakuru Town

Theft was the most common crime among the respondents who had been convicted of a crime as shown in table above. It accounted for 41.5% of all the convictions. Theft recorded the highest entries because the study was limited to community service orders (CSO) offenders' majority whom are convicted of petty crime. The second leading crime was prostitution (13.2%), followed with assault (11.3%), abortion was the fourth ranking crime at 9.4%, attempted suicide was the fifth ranking offence at 7.5%, murder was the sixth ranking offence at 5.7% whereas the least offense were robbery with violence, pick pocketing and defilement at 3.8% respectively (see table 4.3 below).

Table 4.3: Types of Crime Committed in Nakuru Town

Case	Frequency	Percentages
Theft	22	41.5
Prostitution	7	13.2
Assault	6	11.3
Abortion	5	9.4
Attempted suicide	4	7.5
Murder	3	5.7
Robbery With Violence	2	3.8
Pick pocketing	2	3.8
Defilement	2	3.8
Total	53	100.0

4.3.4. The Pressure Causing Criminal Offenses

Unemployment and family rejection accounted for the the most common pressures that led to crime 37.7% and 30.2%, respectively. Peer pressure had a contribution of 17%. Unemployment accounted for most reasons for committing crime as most of the respondents have only attained basic education and thus cannot engage in meaningful employment. At 30.2% is family rejection which can be attributed especially to female respondents who indicated that, upon demise of their parents, families rejected them hence seeking solace on the streets or sought petty jobs as househelps. The relatively high number of peer pressure response was mostly obtained from the girls' hostel who are in the teenage stage where peer pressure has great impact.

Table 4.4: Distribution of respondents by pressures that lead them to commit crime

	Frequency	Percentage
Unemployment	20	37.7
Family rejection	16	30.2
Peer pressure	6	17.0
Other(specify)	8	15.1
Total	53	100.0

4.3.5 Causes and various crimes by offenders

The study established that the majority of the respondents 17 were involved in various offense due to peer pressure. 15 respondents were involved in various crime due to money, 9 respondents were involved in various crimes due to family pressure, 4 were involved in various criminal activities due to unemployment and 8 respondents were involved in various criminal activities due to other pressures.

On the other hand, the study established that the majority of the respondents 9 were involved in theft as a criminal activities due to money and another 7 respondents was due to peer pressure. The main cause of prostitution was due to peer pressure (4 respondents).

Table 4.5: The relationship between the pressures that led the respondents and various crimes.

Case	Money	Peer Pressure	Family Rejection	Unemployment	Others	Total
Theft	9	7	2	1	3	22
Prostitution	2	4	1	0	0	7
Assault	1	0	0	1	4	6
Abortion	0	2	1	1	1	5
Attempted suicide	0	1	3	0	0	4
Murder	1	0	2	1	0	4
Robbery With Violence	1	1	0	0	0	2
Pick pocketing	1	1	0	0	0	2
Defilement	0	1	0	0	0	1
Total	15	17	9	4	8	53

4.3.6 Urban Settlement by the Respondents

Majority of the respondents (96.2%) who had been involved in crime were from urban informal settlements compared to 3.85 who came from formal settlement (see Table 4.6.). This finding showed that most of the respondents hailed from urban informal settlements compared to formal settlement.

Table 4.6 the Respondents Residence Before and After Committing Crime

		Formal	Informal	Total
Residence (Home)	Urban	3 (3.8%)	50 (96.2%)	100%
Total		3	50	53

4.3.7 Relationship between Employment Status and Respondents' Residents

Table 4.7 Illustrates that most of the unemployed offenders resided in informal settings which had 60% while employed who lived in informal setting were 20 (40%). This high number of unemployed inhabiting informal settlements is attributable to the fact that, these settlements can offer cheap housing, food and hence unemployed would find life bearable if they settled there.

Table 4.7: Relationship between employment status and residence of respondents

	Employed N (%)	Unemployed N (%)	Total
Formal	3(100)	0	3
Informal	20(40%)	30(60%)	50
Total	23	30	53

4.3.8: Challenges faced by respondents at work place

Over twenty percent of the employed offenders were employed on a full time basis. And the most common complaint about their employment was low income (15 out of 21). This is illustrated in Table 4.6. Full time, casual employees and self employed experienced low income and this could be due to lack technical skills to seek better income or inability to access capital base for the self employed. Majority of the respondents had attained basic education and thus not able to seek white collar jobs or access credit facilities as they lack collateral.

Table 4.8: Distribution of respondent by challenges faced at work places

	Problems in employment at the time of conviction				Total
	Full time	Part time	Casual	Self	
Low paid income	6	0	5	4	15
Inhumane conditions	1	1	0	0	2
None	3	0	0	1	4
Total	10	1	5	5	21

4.3.9: Unemployment and needs of respondents

In times of unemployment, most of the respondent received support from their parents 43%, 18% took the money from different sources without permission, grandmothers 7.5% as illustrated in Table 4.7. There was however some who supplemented their income through farming 11.3% and other means like neighbors, and boyfriends. Grandparents supported most of the female respondents confined at the hostels.

Table 4.9: Distribution of respondents and unemployment and needs

Employment characteristics	N (%)
How offender met needs during unemployment	
Aunt	2 (3.8%)
Friends	3(5.7%)
Grandma	4(7.5%)
Single parent	3(5.7%)
Parents	23(43%)
Stole	18(34%)
How offenders supplemented income	
Boyfriend (s)	3 (5.7%)
Farming	6 (11.3%)
Neighbors	1(1.9%)
Missing	43(81.1%)

4.3.10 Nature of Families of respondents

The third objective of the study was to assess the extent to which nature of families influence urban crime by criminals on probation in Nakuru Town. Majority of the offenders grew up in families where parents did not live together which had 60.4% and 62.3% of the households were headed by their fathers. 54.7% of the offenders responded that their family relationships were unfavorable compared to others. This is illustrated in 4.10. 29% of the respondents felt that their family situations were unfavorable compared to other families.

Table 4.10 Distribution of respondents by nature of families

Family characteristic	N (%)
Parents lived together in childhood	
Yes	21 (39.6%)
No	32(60.4%)
Head of household when offender grew up	
Mother	33(62.3%)
Father	17(32.1%)
Other	3 (5.7%)
Family relationship compared to others	
Favorable	24 (45.3%)
Unfavorable	29(54.7 %)

4.3.11 Weapons used by respondents

The fourth objective of the study was to assess the extent to which availability of illegal weapons influence urban crime by criminals on probation in Nakuru Town.

Out of the 23 respondents, only 3(5.7%) of them used weapons while 20(37.7%) said that they did not use any weapon in committing the crime. A weapon was used in assault, defilement and murder. This was the case because the offenders under study had committed misdemeanor crime and would most likely not have been armed (see table 4.9 below).

Table 4.11: Distribution respondents by of Weapons used

	Frequency	Percentage
Yes	3	5.7
No	20	37.7
Total	23	43.4
No response	30	56.6
Total	53	100

The most common weapon that was used against the victims were guns 26 (42%) followed closely by pangas 15 (24.2%). Table 4.14 shows the weapons used in the various crimes. Guns were most commonly used in violent robberies and carjacking as it would subdue their victims and incase of counter attack, the guns would come in handy for defense.

Table 4.12: Distribution of respondents by weapons used

	Frequency	Percent
Guns	26	41.9
Pangas	15	24.2
Rungus	2	3.2
Others specify(knife, stones)	19	30.6
Total	62	100

4.3.12 Weapon used and crime type

The researcher further conducted a correlation between the weapons used and the type of crime committed. Of the 62 respondents, 59.7% of the offenders were victims of carjacking whose perpetrators used guns. Guns have been used in most crimes committed other than pick pocketing and prostitution. On average weapons were used for most crimes.

Table 4.13 Distribution of the respondents by weapons used in committing crimes

Type of crime committed	Others				Total
	Guns	Pangas	Rungus	(knife, stones)	
Robbery with violence	7	0	0	1	8
Pick pocket	0	0	0	0	0
Murder	5	4	2	0	11
Armed gang robbery	7	4	0	0	11
Rape	1	0	1	0	2
Armed lone robbery	1	1	0	0	2
Assault	2	2	0	1	5
Car jacking	14	0	0	1	15
Prostitution	0	0	0	1	1
Others	0	3	0	4	7
	37	14	3	8	62

4.4 Discussion

This section looks at the research findings and compares with other authors' findings to establish if they concur or if their findings were different.

Majority of the offenders (79.2%) have only attained primary education and thus not able to compete competently for a job. And according to Weinberg (1990), when a person is undereducated, the possibility of being unemployed is greatly increased. Quite naturally, unemployment leads to inaccessibility to income thus exposing one to criminal tendencies to earn an income. Findings from this research also indicate a clear relationship exists between under education and unemployment in that 54% of the respondents are undereducated and unemployed and have been engaged in one type of crime or the other. Weinberg further asserts that low-skilled workers are clearly the most affected by the changes in labor opportunities, and these results remain after controlling for a wealth of personal and family characteristics. The processes that link poverty with population turnover are specific to urban settings. In non-metropolitan settings, poor populations may be stable and ethnically homogeneous and rates of

violence are higher in urban areas with lower economic status, it was not clear that this relationship should apply in rural settings.

Warner and Pierce (1993) also argue that theory behind why crime increases in the wake of falling wages is simple, he said. "A decline in wages increases the relative payoff of criminal activity." As is the case from this study, about 54% of the respondents are unemployed and cited this as the reason for engaging in theft to supplement their budgets.

One respondent quipped, "This ghetto life is hard but sometimes fun...we learn from others survival trick." While another one reveals that "Here, stealing, mugging is the order of the day and I don't think it is a great deal." A fairly good number of the offenders lived or still live in informal settlement and said peer pressure and the conducive anonymous environment provides good breeding grounds for crime. According to one respondent, the slums are structured in such a way that all houses look similar and it would be difficult for an outsider to get their way around. "This therefore, makes it easy for use to escape," he adds. According to Nabutola (2004), in Nairobi, the majority of young people in the slums are unemployed, creating room for them to engage in crime. The anger of the young people increases because of lack of opportunities and this is a "time bomb." Apart from the middle income housing estates, there are a number of sprawling slums that is home to young unemployed people. In Nakuru these include; Kaptemwbo, Rhonda, Ponda Mali among others. The youth in these areas do not have adequate education nor training; thus, have no prospects for meaningful employment.

Majority of the offenders under confinement indicated that they felt unhappy, unwanted due to family rejection and failed relationship. Others ran away from home due to marital problems at home. At least 60.4% of the respondents did not live with both parents and the reasons ranged from separation, divorce or desertion among others. According to Sobolweksi (2008), children from broken homes are involved in significantly more acts of delinquency than children from intact homes.

Mullens (2004) found that broken home is a factor in personality mal-adjustment. For males, the largest proportion of crimes brought to the attention of the court was property offenses. The commission of traffic violations and misdemeanors were ranked second and third. The female delinquents were referred for running away, being ungovernable and committing some type of

sexual deviancy. Of these individuals referred to the court, the greatest percentage of offenses influenced by broken homes will be truancy, runaway, and ungovernability. Findings from this study also indicate that girls, majority of who come from broken families have either run away from home while others engage in prostitution.

Mullen further observed that, certain types of delinquency are related to broken homes (e.g. runaway, truancy and fighting). Juveniles from broken homes are 2.7 times more likely to run away from their family than children living in intact homes. The core belief is that a broken home has an imbalance and as a result is detrimental to a child's socialization and personality adjustment. As a result, a child may be more susceptible to negative peer pressure and may ultimately commit acts of delinquency not committed by children from intact homes where there is a balanced structure of men and women who act as good role models in the child's acquiring proper roles. The literature also reflects the influence a broken home has on certain types of delinquency. Upon further examination, Rankin (1983) compared various broken homes and runaway offenses and found that children from a single parent home (no step-parent) are 1.8 times more likely to run away than as a child living in an intact home.

The findings of this study also conclude that availability of illegal weapons is a major reason for high rates of crime in urban areas. Illegal weapons find their way into the country and hence are easily available and men reported to have been victims of carjacking and armed gang robbery compared to women.

Katumanga (2005), asserts that the Kenyan police is a significant source of leased guns but findings from this study could not confirm this, as the small proportionate of the offenders who used weapons could not disclose the source of their arms. Katumanga further indicates that the availability of firearms enables the perpetration of larger crimes, such as car-jackings, roadblocks, and theft from buses.

A respondent from the study who happens to be a victim lamented that, "There is laxity on the side of the law enforcing agents that is why they got these many weapons. I have been carjacked on three separate occasions but the police have not been of much help." Such offences require a

higher degree of organization. The relative 'disarmament' of the majority of urban population ensures that a criminal gang, even if it only possesses one firearm, will be able to overpower their victims. A small number of guns can be used to terrorize a large number of people.

4.5 Chapter Summary

The chapter presents and interprets the data obtained as per the objectives of the study. The Statistical Package for Social Sciences (SPSS) was used in data collection, cleaning, analysis and presentation. The collected data was coded and analyzed using descriptive statistics namely the mean and correlation of variables conducted to establish the association between the attributes of the variable under study. Frequency distributions were used to present the findings of the study. The results from this study indicated that unemployment was the major factor cited by all the 3 set of respondents followed by illegal weapons, existence of informal settlements and finally nature of families

CHAPTER FIVE

SUMMARY OF FINDINGS, CONCLUSIONS AND RECOMMENDATIONS

5.1 Introduction

The Chapter presents a summary of findings, conclusions and recommendations as per the objectives under study.

5.2 Summary of Findings

This section presents the summary of the findings of the factors influencing urban crime in Nakuru Town in terms of: the respondents' general information, the crime prevalence in Nakuru town, the causes of criminal activities in Nakuru Town, the influence of urban settlement on criminal activities, the familial influence on criminal activities and illegal weapons influence on criminal activities.

First, the study established that the majority of the respondents in the study were female compared to males. The study also established that the majority of the respondents had primary education compared to the rest who had no formal education and secondary education.

Secondly, the study established that theft was the most prevalent offence followed with prostitution and assault. The main causes of the criminal activities were unemployment followed by family rejection by the offenders. The offenders were under different source of pressure to carry out theft, prostitution and assault as a criminal offense.

Third, the majority of the criminal offenders were from informal settlement compared to those who came from formal settlement. The study established that the majority of the respondents who came from the informal settlement were unemployed compared to those who came from formal settlement. The criminal offenders observed that the challenges facing them at their work place before losing their jobs were low salaries leading them to participate in criminal activities.

Fourth, the study established that the majority of the criminal offenders came from broken families and in most cases where the head of the house was the mother with extremely unfavorable family relationships.

Sixth, the study established that the majority of the respondents carried out the criminal activities using weapons. The criminal offenders used guns and pangas to carry out the criminal activities. They used the guns to carry out robbery with violence, murder and criminal robberies whereas they used pangas to carry out murder and armed robberies.

5.2 Conclusion

Urban criminal offenses are on the rise and the factors influencing such offenses are of a lot of interest to most stakeholders. The aim of this study was to establish such factors. The main factors identified by the study were; mushrooming informal settlement in Nakuru Town associated with high rate of unemployment in such areas or very low salaries paid to the offenders at their work places. Broken families where mothers were the head of the families was the second cause of the rise in urban criminal activities. Increase of weapons in the hands of the criminal is another factor that has led to the increase in criminal activities in Nakuru Town especially the increase in the position of guns and crude weapons like pangas.

5.4 Recommendations of the study

The government to strengthen the *kazi kwa Vijana* programs and create other employment opportunities. Lending institutions should be encouraged to expand lending capacities and relax their stringent rules on borrowing and reduce the interest rates so a lot more people could access credit facilities. The government should also invest in institutions of learning to enable young people access education hence allowing them to compete fairly in the job markets.

The government should expand slum upgrading programs to other towns while improving on the ongoing ones. Decongestion of urban areas while encouraging rural development will ease the burden in urban areas thus reducing existence of informal settlements.

The government should through the judiciary impose heavy penalties against parents who abdicate their responsibilities. Besides, it needs to reintroduce the street family rehabilitation programs to rid streets of street families. The religious bodies also need to emphasize to their flocks the sanctity of the family as an institution.

The government should also step up disarmament programs and increase border patrols.

REFERENCES

5.5 Recommendations for Further Research

There is a need to carry out a study to establish the law enforcement readiness and strategies to combat the rising cases of criminal activities in the major towns in Kenya. The findings from such a study will add knowledge on the government readiness in combating these activities.

1. ...
2. ...
3. ...
4. ...
5. ...
6. ...
7. ...
8. ...
9. ...
10. ...
11. ...
12. ...
13. ...
14. ...
15. ...
16. ...
17. ...
18. ...
19. ...
20. ...

REFERENCES

- Amato, P. (2001). The Effects of divorce on adult children's psychological well being. *Journal of American Sociological Review* , 900-921.
- Ann, B. (2002). Father Involvement in Childhood and Trouble with the Police in Adolescence. *Journal of Interpersonal Violence* , 689-694.
- Assembly, U. N. (2000). www.unode.org. Retrieved June 19th, 2007, from pdf/crime/a/res/pdg.
- Collier, P. (2003). *Breaking the Conflict Trap: Civil War and the Development Policy*. Washington DC: Oxford University Press.
- David, A. (2002). Vigilantes, Violence and the Politics of Public Order in Kenya. *Journal of Kenyan Affairs* , 531-555.
- Defronzo, P. J. (1997). The Impact of Economic and Parental Characteristics on Juvenile Misconduct. *Journal of Emotional & Behavioral Disorders* , 119-128.
- Dillman, P. S. (1994). *How to conduct your own survey*. Washington: John Wiley & Sons Inc.
- Edward, B. (1970). *The Unheavenly City: The Nature and Future of our Urban Crisis*. Boston: Little Brown and Company.
- Elliott, D. S. (1994). *Youth Violence: An Overview*. Boulder: University of Colorado, Centre for the Study and Prevention of Violence. Institute of Behavioural Sciences.
- Farrington, P. (2001). Disentangling the Link between Disrupted Families and Delinquency. *British Journal of Criminology* , 22-40.
- Ferracuti's, W. (1967). *The Subculture of Violence: Towards an Integrated Theory in Criminology*. Washington DC: Oxford University Press.

Florian, H. (2007). Firearm Injuries in Nairobi, Kenya: Who Pays the Price. *Journal of Public Health Policy* , 410-419.

Flouri, Eirini & Buchannan. A. (2002). Father Involvement in Childhood and Trouble with the Police in Adolescence. *Journal of Interpersonal Violence*. 17: 689-94

Francis, W. (2004). *Private Security in Kenya*. Nairobi: Oakland Media Services.

Gigi, D. F. (2006, May 20). *caffenews.wordpress.com*. Retrieved June 20, 2007. from www.interno.it.

Gorman, S. (1998). Relation of family Problems to Patterns of Delinquent Involvement among Urban Youth. *Journal of Abnormal Child Psychology* , 319-334.

James, W. (1968). *City Politics and Public Policy*. New York: John Wiley & Sons, Inc.

Jounga, I. (1995). Health Behaviours Explain Part of the Difference in Self-reported Health Association with Partner /Marital states in the Netherlands. *Journal of Epidemiology and Community Health* , 482-488.

karen, J. T. (2002). Urban Disadvantage and Types of Race-Specific Homicide: Assessing the Diversity in Family Structures in the Urban Context. *Journal of Research in Crime and Delinquency* , 277-303.

Katumanga, M. (2005). A city Under Siege: Banditry and Modes of Accumulation in Nairobi . *Journal of African Political Economy* , 505-520.

Kirschke, L. (2000). Informal Repression, Zero-sum Politics, and later Third-wave Transitions. *Journal of Modern African Studies* , 384-405.

Koziey, L. D. (1982). Broken Homes: Impact on Adolescents. *The Alberta Journal of*

Educational Research , 95-99.

- Landman K. (2002, June 6th). Gated Communities in South Africa: Building Bridges or Barriers? Mainz, Germany.
- McCarthy, E. D., Gersten, J. C., & Langer, T. S. (1982). The behavioural effects of father absence on children and their mothers. *Social Behaviour and Personality*, 10 (1), 1
- McDaniel, S., and R. Jackson. (1984) Exploring the probabilistic incentive in mail survey research. *AMA Educators' Proceedings*. 372-375
- Muchai, A. (2002). *Kenya Crime Survey*. Nairobi: Oakland Media Services.
- Muehlenberg, Bill. (2002). The case for two-parent family Part II. *National Observer*. 53: 49
- Mullens, A. (2004). *The Relationship between Juvenile Delinquency and Family Unit Structure*. New York: Marshall University.
- Mutuma, R. (2007). *The Daily Nation.com*. Retrieved July 19, 2007, from nationaudio.com.
- Patrick, C. (1999). *Africa Works: Disorder as a Political Instrument*. Indiana: Indiana University Press.
- Paton, M. (1990). *Qualitative and Research Methods*. New Delhi: Sage Publications.
- Peter, K. (2003). Facing Mt Kenya or Facing Mecca? The Mungiki, Ethnic Violence and the Politics of Moi Succession in Kenya. *Journal of African Affairs* , 25-50.
- Popenoe. (1997). *Life without Father*. New Jersey, US: Annual Conference of the NCFR Fatherhood and Motherhood in a Diverse and Changing World.
- Police, K. (2007, Aug 4th). *kenyapolice.go.ke*. Retrieved Oct 19, 2007, from crime statistics.asp.
- R., E. (1961). The North-South Differential in Italian Economic Development . *The Journal of Economic History* , 285-317.

Saunders, et al (2000) *Research Methods for Business students. 5th ed.* Washington: Prentice Hall

Steinberg, L.(1987).Single Parents, Stepparent, and the Susceptibility of Adolescence to Antisocial Peer Pressure. *Child Development*, 58, 269-275.

Stem, M., Northman, J. E., & Van Slyck, M. R. (1984). Father absence and adolescent problem behaviours: Cannabis consumption, drug use and sexual activity. *Adolescence*, 19 (74), 301-312.

UN. (1997). *The Urban Challenge in Africa: Growth and Managment of its large Cities*. Tokyo: UN university Press.

UNFPA. (2003). www.unfpa.org. Retrieved July 19th, 2003

Wabala *et al* (2010) Daily Nation June 26th 2010 pg Nairobi

Wamue, G. (2001). Revisiting Our Indigenous Shrines Through Mungiki. *Journal of African Affairs* , 454-467.

Webster, M. (1985). *New Collegiate dictionary*. Meriam: Webster Inc.

Wolfgang, M. (1970). *The Sociology of Crime and Delinquency* 2nd ed. New York: John Wiley & Sons, Inc

Wright. & Wright K.E. (1994). *Family Life, Delinquency, and Crime: A Policymakers Guide*. Research Summary. Washington DC: OJJDP. 4-2

APPENDICES

APPENDIX 1: Letter of Transmittal

Abduba Rose

L50/70912/08

UNIVERSITY OF NAIROBI

Dear respondent,

In trying to discharge its daily duties, the state security agent faces a myriad of problems arising from state of insecurity. So do the residents of a town appalled by these state of affairs while several others have found themselves on the wrong side of the law. Thus this study seeks to understand factors that make this state of affairs to prevail in our societies and possible ways to contain this unbecoming behavior.

Attached is a questionnaire that collects data on factors influencing urban crime. Your participation is requested to provide your insights about conditions that pose a challenge in upholding the rule of law in Nakuru town. Your participation is very important to this research, but it is entirely voluntary. Your responses will be treated as confidential, and will not be used for any other purpose other than the intended research. The researcher will be producing a report that is a requirement for partial completion of an M. A. Degree in Projects Planning and Management at the University of Nairobi.

Thank you for your assistance and time.

Abduba Rose

rabduba@yahoo.com

APPENDIX 2: Questionnaire

Questionnaire Guideline for offenders

This questionnaire below is divided into 2 sections. Kindly answer all questions that are applicable to your situation. The filling of the questionnaire is expected to take you a few minutes to complete.

Background Information

1. Sex Male Female

2. Marital status Single
 Separated
 Divorced
 Widowed

3. Highest level of schooling completed
 No formal education Primary school
 Secondary school College/university

4. Where is your home?
Urban (name the place.....)
Rural (name the place.....)

5. Where did you live before you committed the crime?
 Formal (name the place.....)
 Informal (name the place.....)

6. Did you live in the same place you committed the crime?
 Yes
 No

7. If No, does it mean that you temporarily lived in the area/ place you committed crime?
 Yes No No Response

Employment

8. Were you employed during the time of your conviction?

Yes No

9. If yes, what type of employment?

- Full time employment
- Part time employment
- Casual employment
- Self employment
- Unemployed
- Other (Specify)

10. What kind of problems did you experience in your area of employment?

- Lowly paid income
- Irregularly employed
- Strict/inhuman conditions
- Other (specify)
- None

11. If No to 9 above. How did you make for you ends meet? Specify the activity.

.....

12. If your income from employment was not adequate, how did you supplement it? State the activity.

Nature of Family

13. Did your parents live together until when you grew up?

Yes No

If No, why?.....

.....

14. During that period you spent with your parents, who was the head of the household?

Mother Father Other (specify)

15. Where would you place your family relationship when you compare it with others?

Favorable Unfavorable

Crime

16. What kind of crime led to your conviction?

Robbery with violence

Pick pocketing

Murder

Armed gang robbery

Rape

Armed lone robbery

Assault

carjacking

Prostitution

Defilement

Other (specify)

17. How many times have you been convicted for the crime in 16 above?

18. Have you ever been convicted for other crimes other than that mentioned in 16 above?

Yes No

19. If Yes which one and how many times?

20. What particular pressure made you commit crime?

Need for money

Peer pressure

Family rejection

Unemployment (idleness)

Other (specify).....

21. Did you belong to any gang of violence?

Yes No

If so, how many people comprised your gang?

22. How long had you lived and operated the gang?

23. Where did your gang live?

A.1. Urban

2. Rural

B. Estate Formal

Informal

(State the name of the area)

Weapons

24. During the commitment of crime, was the victim hurt?

Yes

No

If Yes, who hurt him/her?

25. During the occasions of crime were there any weapons used?

Yes

No

26. If Yes what kind of weapons were used?

Guns

Pangas

Rungus

Other (specify)

27. Where are the weapons sourced?

28. Would you repeat the name crime you were convicted of?

Yes

No

29. Please explain

Thank You.

Interview Schedule for victims of crime

Background Information

This questionnaire below is divided into 2 sections. Kindly answer all questions that are applicable to your situation. The filling of the questionnaire is expected to take you a few minutes to complete.

1. Sex Male Female
2. Age Below 20 years
 21-35 years
 36-45 years
 46 and above
3. Marital status Single Widowed
 Separated Married
 Divorced Other (specify)
4. Highest level of schooling completed
 No formal education Primary school
 Secondary school college/university
5. If Yes, what type of employment?
 Full time employment
 Part time employment
 Casual employment
 Self employment
 Unemployed
 Other (Specify)
6. How long have you lived in Nakuru town?
 Under 1 year 2-5 years
 Over 10 years

7. Where do you live

- Urban
- Rural
- Peri –urban

8. How would you describe the area where you live?

- High Income
- Middle income
- Low Income

Crime

9. What time of crime has been committed against you ?

- Robbery with violence
- Murder
- Rape
- Assault
- Prostitution
- Other (specify)
- Pick pocketing
- Armed gang robbery
- Armed lone robbery
- Car jacking
- Defilement

10. At what time (s) were these crime(s) committed against you?

- Morning
- At night
- Afternoon
- Evening

11. Where was the crime committed against you?

- In town (specify where), Street
- In estate (specify where)

12. Among the crimes committed against you, what number of criminals were involved?

- One person
- More than 10npeople
- Don't know
- 2-5 people
- 6-10 people

13. What age group would you say the people who committed crime against you fell in?

- 7-20 years
- 20-35 years

Over 45 years 35-45 years

Don't know

14. What reasons would you give for the involvement of the above age group in crime?

Boredom

Lack of recreational activities

Unemployment

Necessity (stealing to survive)

Other reasons (specify)

Weapons

15. During the time you were attacked, were you hurt?

Yes -

No

16. During the occasion of the attack, what weapons were used against you?

Guns

Pangas

Rungus

Other (specify)

17. What suggestion would you make in order to reduce crime in Nakuru?

18. What measures do you think would help assist reduce crime in Nakuru?

Thank You

Interview Schedule for key informants

This questionnaire below is divided into 2 sections. Kindly answer all questions that are applicable to your situation. The filling of the questionnaire is expected to take you a few minutes to complete.

SECTION A: General Information

Name of Interviewer

Research Site

Department

Date of Interview

Name of Respondent.....

Occupation.....

Marital Status.....

Age.....

Male or Female.....

SECTION B

1. Briefly inform me about the security situation of Nakuru town.
2. Where are crimes mostly committed in Nakuru? Why.
3. Who commits most of the crimes? Why.
4. Can you attribute the issue of employment as a factor in criminal undertaking?
Please explain. What other factors could you say are responsible for crime in Nakuru.
5. Who constitute the majority of crime victims? Why.
6. During the occurrence of the crime are weapons used?
7. Which types of weapons are used and where are they sourced?
8. In general would you say the crime rate has risen/fallen during your stay in Nakuru?
9. In your view what is being done to contain crime ion Nakuru?
10. What would you suggest would be done to reduce the level of crime in Nakuru?

Thank you.



UNIVERSITY OF NAIROBI
COLLEGE OF EDUCATION AND EXTERNAL STUDIES
SCHOOL OF CONTINUING AND DISTANCE EDUCATION
DEPARTMENT OF EXTRA - MURAL STUDIES

Tel 051 - 2210863

P. O Box 1120, Nakuru
31st May 2010

Our Ref: UoN/CEES/SCDE/DEMS/NKUEMC/001/Vol 2

To Whom It May Concern:

RE: ROSE TUME ABDUBA – L50/71912/2008


The above named is a student of the University of Nairobi at Nakuru Extra-Mural Centre Pursuing a masters degree in Project Planning and Management.

Part of the course requirement is that students must undertake a research project during their course of study. She has now been released to undertake the same and has identified your institution for the purpose of data collection on “Factors Influencing Urban Crime in Nakuru Town”.

The information obtained will strictly be used for the purpose of the study.

I am for that reason writing to request that you please assist her.

Yours Faithfully,


Joseph C. Mungai
Resident Lecturer, University of Nairobi
Nakuru Extra-Mural Centre