

**IMPACT OF COMMUNITY BASED ORGANISATION ON
THE SOCIO-ECONOMIC DEVELOPMENT OF THE RURAL
COMMUNITIES: A CASE OF KAKAMEGA SOUTH
DISTRICT, KAKAMEGA COUNTY**

BY

CATHERINE J. AMUGOHE ASUNDO

**A RESEARCH PROJECT SUBMITTED IN PARTIAL FULFILMENT OF
THE REQUIREMENT FOR THE AWARD OF A MASTER OF ARTS
DEGREE IN PROJECT PLANNING AND MANAGEMENT OF THE
UNIVERSITY OF NAIROBI**

2014

DECLARATION


This research project is my original work and has not been presented for a degree or any other award in any other university or learning institution.

Signature  Date..... 30/7/014

CATHERINE J. AMUGOHE ASUNDO

L50/66511/2013

This research project has been submitted for examination with my approval as the University supervisor.

Signature.  Date..... 30/7/14

MRS. KHATETE, D.L

LECTURER,

DEPARTMENT OF EXTRA-MURAL STUDIES,

UNIVERSITY OF NAIROBI.

DEDICATION

This research project is dedicated to my family and friends for their encouragement, motivation and support during the study.

ACKNOWLEDGEMENT

I wish to acknowledge my supervisors, Mrs ,Khatete for her time and assistance in guiding and directing me in the writing of this project ; my lecturers Mr. Ochieng , Mr. Koringura , Dr .Assey , Mr. Cheben, Mr Sakaja and Mr Likuyani for their devotion , assistance and effort during my class work that formed basis of this project , I would also wish to thank the support staff of Eldoret sub-center for their administrative support and for providing the conducive learning environment for this study . My course mates; Mary Asava, Willy Chepkole and Tecla Biwott among others, for their teamwork and wisdom. The University of Nairobi, School of distance learning and continuing education, Eldoret campus for a chance to learn and undertake this project. Thanks to the Assistant county commissioner , Kakamega south district for allowing me to collect data from the district , Officers from the Ministry of agriculture , education , health , social services and youth for their support and collaboration , the research assistant , Mrs. Alice Khasiala for her devotion in ensuring that , reliable data was collected , the group officials and members who patiently and voluntarily filled the questionnaires to endure the success of this study My employer, the Probation and After-care services – my immediate supervisor, Mr. Protus Wafula, my colleagues; Beatrice Kiptongoch, Evaline Maiyo, Lilian Akinyi and Samuel Ogeto for their support and understanding. Special thanks to my mother, Angeline Tsisiga who has always been my pillar through her resilience. To my beloved husband, Alphonse Mangi for his financial and emotional support. Michael and Annah, you gave me the reason to undertake this study.

TABLES OF CONTENTS

CONTENTS.....	PAGE
DECLARATION.....	Error! Bookmark not defined.
DEDICATION.....	iii
ACKNOWLEDGEMENT.....	iv
TABLES OF CONTENTS.....	v
LIST OF FIGURES.....	ix
LIST OF TABLES.....	x
ACRONYMS AND ABBREVIATIONS.....	xi
ABSTRACT.....	xiii
CHAPTER ONE.....	1
1.0 INTRODUCTION.....	1
1.1 Background of the study.....	1
1.2 Statement of the problem.....	3
1.3 The purpose of the study.....	4
1.4 Research objectives.....	4
The study was guided by the following research objectives;.....	4
1.5 Research Questions.....	5
1.6 Hypothesis of the study.....	5
1.7 Significance of the study.....	5
1.8 Delimitation of the study.....	6
1.9 Limitations of the study.....	6
1.10 Basic Assumptions.....	7
1.11 Definitions of the operational terms.....	7
1.12 Organization of the study.....	8
CHAPTER TWO.....	10
LITERATURE REVIEW.....	10
2.1 Introduction.....	10
2.2 Agricultural programs.....	10
2.3 Education Program.....	13
2.4 Health programs.....	16
2.5 Entrepreneurial activities.....	18
2.6 Conceptual Framework.....	22

2.7 Summary of Literature review	23
CHAPTER THREE	24
RESEARCH METHODOLOGY	24
3. 1 Introduction.....	24
3.2 Research Design.....	24
3.3 Target population	24
3.4 Sample size and Design	25
3.5 Data collection instruments.....	25
3.5.1 Piloting of the Study	26
3.5.2 Validity of research instrument.....	27
3.5.3 Reliability of Research Instruments	27
3.6 Data collection Procedure	27
3.7 Data Analysis and Presentation	28
3.8 Ethical consideration.....	28
CHAPTER FOUR.....	29
DATA ANALYSIS, PRESENTATION, DISCUSSION AND INTERPRETATION.....	29
4.1. Introduction.....	29
4.2 Response Rate.....	29
4.3. Background Information	29
4.3.1. Gender of the respondents	30
4.3.2 Age category of respondents.....	30
4.3.3 Response on Membership Duration.....	31
4.3.4 Response on Group Formation	32
4.3.5. Response on funding	33
4.4.1 Agriculture and socio-economic development	34
4.4.2 Production activities.....	35
4.4.3 Response on acreage of farms.....	35
4.4.4.0 Response on the outcome of agricultural activities on socio-economic development	36
4.4.4.1 Response on the enhanced food security	36
4.4.4.2 Response on the demand of consumer goods and services.....	37
4.4.4.3 Response on enhanced income	38
4.4.4.5 Response on non –farm economy	38
4.5.0 Impact of educational programs on the socio-economic development.....	39

4.5.1 Response on the level of education.....	39
4.5.2. Response on services provided to schools.....	40
4.3.3.0 Response on the achievement of the group in enhancing accessibility to schools	41
4.3.4 Response on enhanced retention of pupils and students in schools.....	41
4.3.5. Response on the enhancement of the performance of students and pupils.....	42
4.3.6 Response on the teacher’s morale.....	42
4.4.0 Information on health program and the socio-economic development	43
4.4.1 Response on the group’s health level of intervention in the health sector.....	43
4.4.2 Response on the Health services carried out by the groups.....	44
4.4.3.0 Outcome of the health program on the socio-economic development	45
4.4.3.1 Response on reduced infant and maternal death.....	45
4.4.3.2 Response on labour productivity	46
4.4.3.3 Response on behavioral change and reduced HIV/AIDS infection.....	47
4.4.3.4 Response on nutrition	47
4.5.0 Information on entrepreneurship programs and the socio-economic development.....	48
4.5.1 Response on the basis of the entrepreneurship activities.....	48
4.5.2. Response on expanded market for group’s products	49
4.5.3 Response on improvement of group income	50
4.5.4 Response on the employment creation.	50
CHAPTER FIVE	52
SUMMARY OF FINDINGS, CONCLUSIONS AND RECOMMENDATIONS.....	52
5.1 Introduction.....	52
5.2 Summary of Findings.....	52
5.2.1. Impact of group’s agricultural programs on the socio-economic development	52
5.2.3 Impact of the group’s education programs on the socio-economic development	53
5.2.3 Impact of the group’s health programs on the socio-economic development	53
5.2.4 Impact of the group’s entrepreneurship on the socio-economic development.....	53
5.2 Conclusions.....	54
5.3 Recommendations.....	55
5.3.1Agricultural programs and activities.....	55
5.3 2 Education programs and activities	55
5.3.3 Health programs and activities and activities	55
5.3.4 Entrepreneurship activities.....	55

5.4 Suggestions for further study	56
5.5 Contribution to the body of knowledge	56
REFERENCES.....	58
APPENDICES.....	64
Appendix I: Research Permit	64
Appendix II: Letter of Transmittal.....	66
Appendix III: Questionnaires for the group’s officials and members	67
APPENDIX IV: Questionnaires for government officials – Agriculture, health, social services and Youth.....	70
Appendix V: Questionnaires for government officials – Education.....	71

LIST OF FIGURES

Figure 2.1 Conceptual Framework showing the relationship between the variables. 23

LIST OF TABLES

Table: 4.6 Production activities	35
Table 4.2 Age category	31
Table 4.3 Membership Duration	32
Table 4.4 Group Formation.....	33
Table 4.5 Funding	34
Table 4.1 Gender of the respondents	30
Table 4.7 Acreage of farms.....	36
Table 4.8- Enhanced food security	37
Table 4.9 Demand of consumer goods and services.....	37
Table 4.10 Increased income	38
Table 4.20 Reduced infant and maternal death.....	46
Table 4.12 Level of education	39
Table 4.13 Service provided	40
Table 4.14 Enhanced accessibility to schools.....	41
Table: 4.15 Enhanced retention of pupils and students in schools	41
Table 4.16 Enhancement of the performance of students.....	42
Table 4.17 Teachers' morale.....	43
Table 4.18 Group's level of intervention in the health sector.....	44
Table 4.19 Health services	45
Table 4.11 Non –farm economy.	38
Table 4.21 Labour productivity	46
Table 4.27 Employment creation.....	50
Table4.22 Behavioral Change and reduced HIV/AIDS infection	47
Table 4.24 Basis of the entrepreneurship activity.....	49
Table 4.25 Expanded markets for group's product.....	49
Table 4.26 improvement of group income.....	50
Table 4.23 Nutrition.....	48

ACRONYMS AND ABBREVIATIONS

ASDS	Agricultural Sector Development Strategy
CBO	Community based organization
CHW	Community health workers
ECL	Economic commission for Latin America and Caribbean Enterprises.
EU	European Union.
IGA	Income generating activities
HIV/AIDS-	Human Immuno Virus /Acquired Immuno Deficiency Syndrome
IMF	International Monetary Fund
IFAD	International Food and Agricultural Development.
IGA	Income Generating activities
IFC	International Financial Cooperation
FAO	Food and Agricultural organization
MD	Millennium Development goals
MSMs	Micro Small and Medium Enterprises
MPND	Ministry of Planning, National Development and Vision 2030.
NCST	National council of Science and Technology
NGO	Non –Governmental Organization
LTF	Local Trust Fund
PDDP	Participatory District Development Program
SME	Small and Medium Enterprises
SWAP	Sector Wide Approach
SPSS	Statistical Package for Social Sciences.
TBA	Traditional Birth Attendants

TB	Tuberculosis
TOWA	Total War against AIDS
THC	Thana Health complexes
USA	United States of America
UHFWC	Union Health and Family Welfare Centers
UNDP	United Nation Development Program
UNESCO	United National Educational Scientific and Cultural Organization.
VDP	Voluntary Development Program

ABSTRACT

Community based organizations in rural areas serve to empower the poor by giving them a collective bargain. They build a countering power with which to conform to the powerful economic, social and political forces. They are usually formed by homogeneous membership as women and youth and serve in shaping the future of their communities through participation in community development initiatives. Development is about change, which involves the business of liberating people from the chains of poverty that have kept them bound for a long period of time. This process cannot be done successfully by anyone else but the poor themselves. This is because the local people are more knowledgeable about themselves and their communities than outsiders. Community development is an involving process that should integrate the vulnerable and the overlooked segments of the locality; the women and the youth. Women constitute the world largest population, but their poverty level is greater than that of men, with clear disparities in education, employment opportunities and decision making power. Many national government, development organization have addressed the problem of poverty and underdevelopment but with less focus on the rural women and therefore the need to mobilize the political will to target the these strata of the rural population both as participants and the beneficiaries of the development policies , programs and projects .In analyzing the vicious cycle of poverty . Women have to participate in the process through their informal and formal association, emphasizing that these associations are key vehicles in implementing programs of education, social development, welfare and vocational training. Rural development programs such as agriculture totally depend on the youth who represent the link between the present and the future as well as reservoir of labour. Youth participation in development should be considered both as a strategy and a product towards national sustainable development with an objective of expanding the human capabilities of those involved, through building assets and networks. The study sought to establish, whether community based organizations have an impact on the socio-economic development of rural communities of Kakamega South District .It will be guided by the following research objectives ; to determine the impact of Agriculture, education, health and Agricultural programs and activities of these organizations on the socio-economic development of Kakamega south District, to assess the impact of education on the socio-economic development of Kakamega South District, to establish the impact of entrepreneurship on the socio-economic development of Kakamega South District. The study adopted a survey research design which was most efficient and economical is most efficient. The sample of the study was included sixty (60) both women and youth groups, which included respondents. Data was collected by use of questionnaires for the groups and for the government officials. The data was analyzed by the descriptive statistics -percentages, frequencies and the inferential statistics –the spearman’s rank correlation to measure the strength of relationship between the communities based organizations and the socio-economic development. The results found out that, there was a relationship between community-based organization and socio-economic development ($P > 0.05$). It is therefore the opinion of the researcher that, there shall be more collaboration between government agencies and the community based organization for the improved socio-economic standards of the rural communities.

CHAPTER ONE

1.0 INTRODUCTION

1.1 Background of the study

Wiledon (1970; 171) describes organizations as individuals in a given situation who mutually agree to work together for the attainment of certain objectives. This definition covers both the formal and informal organizations, locally based and outside branches or representatives which are found in the community. He holds that, informal groups gather for meetings with no chosen officials and established procedures or operations. In rural areas, informal organizations may include farmers associations, business or men associations, beer party groups, while formal groups include farm cooperatives, women groups, youth groups, self-help groups that have established procedures.

In USA (Kolb;1958, 140-45) , there were interest groups such as parent – teachers associations , farmer’s club association , community and youth clubs, however the local names that , they were known for differed from their real purposes or actions giving an example of cemetery association and the Perida willing women association which were women clubs . These groups carried out the following activities; social enjoyment, better farming, helped school and teachers, better business, young people’s interest and many others. The history of community based organization (CBO) lies way back during the American civil War, whereby charity groups were designed to offer assistance to those who were displaced, disabled or impoverished by the war. In 1980s and 1990S, the community based organization were then referred to as movement as they shifted from local communities and expanded to regions, nations, international organizations. With globalization and the introduction of structural adjustments programs, these organizations became efficient in addressing the problems caused by large scale financial forces.

In Nigeria (Chitere, 99; 223-224) self-help in most of communities were initiated

and sponsored by largely voluntary associations, located within a particular community concerned. Nearly all the villages and clans particularly those of the southern had these development associations whose member would meet once a year .During such meetings, specific development projects were launched and funds collected for execution. In this was many remote and neglected communities in the country were able to provide for themselves, services such as piped borne water, school blocks, and dispensaries among others.

In Tanzania, the Ujamaa village which were established in rural areas after the Arusha Declaration in 1967, aimed at establishing rural social units (Nyerere, 1967), the role of these social units was that, they act as centres for delivering social services to the people. People were to work together for their own improvement through mobilization of their natural resources and participate in the decision making process at grass root level.

In Kenya , community based organization began as self help groups during the 1960 , immediately after independence , when founding president Mzee Jomo Kenyatta began to encourage grass roots growth through the coming together in the spirit of what was referred to as Harambee . This spirit was based on an understanding that, one could not be able to carry put plans or actions by him or herself, but would require a certain contribution from other members of the society.

All over the world, women organizations have immensely contributed to the sustainable development, through the promotion development and encouraging progress which help reduce poverty by spelling out actions that transforms the livelihood of many people, thus making the world a better place for future generations. (Warhan, 2001).

In the United States of America, the emergence of south Asian Women's organization across the country provided psychological, social, legal and economic support to the battered South Asian women and raise awareness of the problem within the South Asian community. They encourage others, within and outside the community, to address the intersection of ethnicity and gender, when dealing with issues of domestic violence.

In Nepal, women community groups were involved to save millions of lives, especially from neonatal death before reaching the age of nine months. Women in selected communities were given access to support groups discuss health related issues during pregnancy and child birth. During this period, the number of neonatal deaths in intervention fell by a third and also a large reduction of maternal death. (Development issues 4:25).

In Bangladesh, Grameen phone ladies in rural areas have initiated a mobile phone project, which they rent out to villagers and a rate. In a country, where the average income is US £3.80, these women expect to earn US £1,000, thus alleviating poverty in these rural areas as well as 28enhancing accessibility to information. (Development issue 2002:20).

In Democratic Republic of Congo (DRC), Foundation Femine plus (FFP), is a woman organization which helps isolated and marginalized HIV/AIDS positive women, who have been forced to live in the streets, receive financial assistance. Most of these group's members and widows, who struggle to support their families and also raise awareness of HIV /AIDS. (Christian Aids 2001).

1.2 Statement of the problem

To improve the socio-economic development of the rural communities, there is need for the people to, come together and build a strong rural economy. Generally governments have always given greater priority to the demand of urban dwellers at the expense of the rural populace. The rural areas where majority of the world's population live and work suffer from lack of social amenities and infrastructure. Absolute dependency on the government in delivery and execution of most of the development projects has led to failure of most development projects and therefore under development of these rural communities. Optimal development requires the harnessing of a country's the harnessing of a country's assets in capital, human and natural resources to meet the demands from its population as comprehensively as possible, (Mulwa , 2010).

Community based organization are viewed as the most appropriate structures for driving the socio-economic development as they are initiated by members of the community; they understand the dynamics of their community are often affected by the injustices they strive to eradicate . Their location puts them at an advantageous position, capable of addressing people's felt needs as opposed to state and government (Debeer&Swanapoel ,1994)

Genuine social and economic changes can only take place when people are participating in all stages of development process. By all means local participation is a critical factor for transformational development (Myers, 1997; 147). It is therefore against this background that, that this study seeks to establish the impact of community based organizations for sustainable development in rural areas.

1.3 The purpose of the study

The purpose of the study was to establish the impact of community based organization on the socio-economic development of rural communities in Kakamega south district.

1.4 Research objectives

The study was guided by the following research objectives;

1. To determine the impact of the group's agricultural programs on the socio-economic development of Kakamega south District
2. To assess the impact of the group's education programs on the socio-economic development of Kakamega South District.
3. To establish the impact of the group's health programs on the socio-economic development of Kakamega South District.
4. To examine the impact of the group's entrepreneurial programs on the socio-

economic development of Kakamega South District.

1.5 Research Questions

The study aimed at answering the following questions;

1. How does group's agricultural program affect the socio-economic development of the rural communities of Kakamega South District?
2. What is the role of group's educational programs on the socio-economic development of the rural communities of Kakamega South District?
3. What is the impact of the group's health related programs on the socio-economic development of Kakamega South District?
4. How do group's entrepreneurial programs affect the socio-economic development of Kakamega South District?

1.6 Hypothesis of the study

The study sought to test the following hypothesis;

Null hypothesis

H₀₁-Community based organization do not contributes to sustainable rural socio-economic development

Alternative Hypothesis

H₀₂.Community based organization contributes to sustainable rural socio-economic development.

1.7 Significance of the study.

The principle significance of this research was to determine and document the impact that community based organizations have on the socio economic development of

the rural areas of the Kakamega south district through their programs and activities. Although other studies have been done on the impact that these grass root and local organizations have played in various parts of the country, there is no clear information to explain whether their involvement in socio and economic activities have led to sustainable development . It is therefore hoped that, this study will provide important information to the sub –county government of Kakamega south district, the county government of Kakamega, the national government and other stakeholders on the relevance of local people’s participation in development initiatives that affects and concerns them .This is therefore an insight to the rural population to initiate and own projects, not only as beneficiaries but as donors for their improved quality of life.

1.8 Delimitation of the study

The study was delimited to Kakamega South District .The study covered local community based organization (CBO),excluding other organization which carry the same definitions such as men only groups , farmers associations and Non- governmental organizations (NGO).Another delimitation is that , the study will center on the groups’ socio–economic activities and not their welfare orientations . To complement the study, government officials from the ministries of agriculture, education, health, social services and youth participated in the study.

1.9 Limitations of the study.

The limitation of this study relied the fact rural people are ever suspicious and unwilling to give information. Other perceived perceive that , the study was associated with some form of help , while others demanded for payment of financial assistance for information provided and time spent. To overcome these limitations, proper explanation and consent was given by the researcher and the assistant and this helped to facilitate a successful data collection.

1.10 Basic Assumptions

The study assumed that, all the registered women and youth groups were operational and had a specific location and that the respondents were willing to give information necessary for the study and that the information gathered would meet the purpose of the study

1.11 Definitions of the operational terms.

Agencies; refers to government departments and ministries as education, health, social services and County commission and county government.

Capacity building; refers to the process of empowering group members with skills to enhance the sustenance of their socio –economic activities.

Community; Members of a particular locality with a particular interest and same felt needs.

Community based organization; an association of members of a particular locality experiencing a similar problem with an interest of alleviating that particular problem.

Community development; changes within the community brought about by its members in improving their social-economic standards

Rural Development – Efforts of the community, government and private agencies and community members to improve the socio-economic livelihoods of the rural populace.

Sustainable Development – The socio-economic activities of the community, government and other private organizations whose benefits can withstand the prevailing social, political and economic conditions.

Rural areas; These are areas characterized by low technology, high illiteracy level, absence of factories and industries, poor road networks with agriculture as its dominant economic activity.

1.12 Organization of the study

This chapter of the project contains three chapters and an appendices section.

Chapter one has the introduction; it also guides the Background of the study, statement of the problem, research objectives and research questions that will guide the study. It also contains the basic assumptions of the study, significance of the study, limitations of the study and delimitations of the study; operation terms as used in the study have also been defined.

Chapter two has the literature review of related studies and publications conducted regarding the programs and activities related to agriculture, education, health and entrepreneurship and their contribution towards the improvement of the quality of life in the rural areas.

Chapter three of the proposal contains a description of the methodology used in the study. The research design and sampling procedure to be used and the method of sample selection and determination is also explained. The methods of data collection, analysis and presentation have also been discussed.

Chapter four of the project contains the data analysis from the data collected from the community based organization, the presentation and its interpretation. The data was presented in the form of frequency tables and percentages.

Chapter five of the project presents the summary of findings, discussions, conclusions and recommendations on the influence of community based organizations to socio economic activities in Kakamega south district. The presentations of the findings of the study are based on the objectives of the study.

The research project has the appendices section which contains the research permit, letter of transmittal and the questionnaires which were administered to the group officials and the members,

CHAPTER TWO

LITERATURE REVIEW

2.1 Introduction

The Chapter reviews literature of past studies and suggestions that relates to the integrated rural programs and activities of agriculture, education, health and entrepreneurship which act as a spur to the socio-economic development of rural. The sources of literature included text books, articles, research abstracts, journals, websites and government publications.

2.2 Agricultural programs

Agriculture as a subset of economic development implies a sustained increase in the level of production and productivity over a reasonable length of time and the subsequent improved wellbeing of farmers as reflected in their higher income and standard of living (MacRael et al, 1990).The importance of Agriculture to poverty reduction goes beyond its direct impact on the farmer's income. It is quite clear that, increasing agricultural productivity has benefitted millions through their incomes, plentiful and cheaper food and by generating patterns of development that are employment intensive and beneficial to both rural and urban areas .More, so it provides the spur to economic development outside agriculture, where growth and job creation and wages are higher.

Many studies, have established the strength of growth and linkages or multiplier between agriculture and the wider economy. It is estimated that, on average in Asia, every £ 1 of additional farm income created further £0.80 in nonfarm income (Bell et al 1992, Hasell and Ramaswany, 1991). The other estimates from Africa show that, every additional £ 1 of farm income leads to a further income of between £0.96 in Niger and £1.88 in Burkina Faso and elsewhere in the economy (Delgado et al, 1998)

Agriculture is an important part of the European economy and society. In terms of

indirect effects, any significant cut back in European farming activity would in turn generate losses in GDP and jobs in related to other sectors of the economy – especially within the agric-food supply chain, that relies on the EU primary agricultural sector for high quality, competitive and reliable raw material inputs, as well as in non-food sectors.

In China , where land is relatively equally distributed , the reduction in poverty , the reduction in poverty was almost four times higher from GDP growth originating in industry or services (Ravallion and Chen 2007). Rapid agricultural development also contributed substantially to the dramatic poverty reduction in Vietnam over the past 15 years and is likely to remain a major sector in improving the lives of its population (. Vande et al, 2004.

In Bangladesh ,with 80% of population living in rural areas and whose economy is characterized with low productivity ,subsistence agriculture and high rate of unemployment , there is a great to develop its agriculture sector for its socio-economic development .Improvement in Agriculture can invigorate the country's economy by absorbing the vast employment labour force of the country .This necessitates creating an atmosphere of spontaneous involvement of the common people with maximum extent of effective mass participation by all professional groups , which could only be possible by mobilizing the resources of the nation through small groups .

In Nigeria, past rural development efforts have taken many forms such as agricultural development, rural based industrialization, infrastructural development and integrated schemes combining all the elements of agriculture industry and infrastructure (Gustav, 2006).

Ujo (2005), states that to achieve agricultural and rural development, there should be distribution of land and other rural resources to the poorest segment of the rural population for them to meet their basic needs; organization of the rural producers and rural economic activities on communal a basis in order to ensure a further reutilization of available physical and human resources.

In Uganda, where banana is grown by over 70% of the farming population, the value chain strategy has been developed to tap the potential of the banana fruit, peel and stem by applying technologies in the food industry. For its sustainability, the project uses environmentally sound bio-techniques to support the banana industry. There is also the production and dissemination of disease free planters that to facilitate the recovery of plantation devastated by the banana plight. The outcome of the project has been a significant increase in employment and entrepreneurial activities.

In Kenya, Agriculture is the lifeline of the 80% of the Kenya's rural poor who live in the rural areas, including the farmers, workers and the unemployed. Employing 70% of the Kenya's population its vitality has to be improved, if there have to be an impact on the poverty reduction. Growth in Agriculture can catalyze growth in other sector of the economy, with an estimated multiplier of 1.64 compared to 1.23 in non-agriculture; it is likely to have a strong indirect effect. Agriculture subsector needs to grow at 4-6 % per annum, if it is to contribute to national growth and increasing rural wealth. For this to happen, there should be effective and efficient participatory extension and technology, delivery of services, affirmative action in agriculture should be undertaken, through the facilitation and participation of women, establishing efficient rural finance and credit supply system for smallholders and rural primary agro-processors. (Kenya Interim Poverty Strategy Paper, 2000). Farmers in rural areas often lack formal training, use inferior agricultural practices such as planting by broadcasting (scattering) seed instead of using spacing techniques to maximize yield per acre, lack proper weeding methods and fertilizers.

Kenya's vision 2030 emphasizes the important role of Agriculture, in the sense that, it contributes 20% of the GDP directly (2010) and another 25% indirectly. It also accounts for 65% of the Kenya's formal employment and over 70% of informal employment in the rural areas. Despite its role in the national economy, the agricultural sector faces challenges especially in terms of productivity land use, supply chain and value addition (ASDS, 2010)

2.3 Education Program

Education for a large number of people in rural areas is crucial for achieving sustainable development (UNESCO, 2006). The lack of learning opportunities is both a cause and effect of rural poverty; hence education training strategies need to be integrated within all aspects of sustainable rural development (Gomes and Gamara, 2004). It is also observed that, the exogenous injection of higher income and induced consumption cannot produce sustainable development, if the impact of education, training and skills are not there. Therefore education has to enhance the capacities of people, expand the areas of competence and change people's practices and attitudes, which together and significantly improve their lifestyles (World Bank, 2002).

Basic education is a critical part of rural development and individuals who have had some education are better farmers. The rural sector also benefits from the overall development of the national economy and alleviation of poverty, in which basic education is essential. (Moulton, 2001). According to one definition a person cannot comprehend the instruction on a bottle of medicine or a bag of fertilizers or read a government notice and it is also impossible to develop one's potential or to contribute in anything (Greaney, 1999).

The importance of basic education in improving people's lives has been argued from various perspectives. From a narrow perspective of rural development, it facilitates off farm employment and the economic development of rural areas. On the broader perspective, basic education improves farm productivity and the economic development of rural areas (World Bank, 2002).

There are various explanations of why schooling contribute to economic productivity (Carnoy, 1994); as individuals acquire skills that, enable them to be more productive. What individuals learn in schools make them more likely to adopt new technologies and practices, schooling also helps individuals function more effectively in modern production, organizations, enables individuals to socialize effectively and the discipline of learning taught schools helps individuals learn new skills outside school.

A country benefits mostly, if a high rate of its citizens are educated. A study carried out in India on the relationship between human capital and economic development found that, although higher levels of education have a greater direct impact on economic development. Primary and secondary schools are important because they widely distribute the conditions conducive to development (Mathu, 1993, World Bank, 1997).

In addition to monetary benefits, education especially basic education provides other productivity benefits. Women with some education are more likely to provide basic sanitation conditions and thus nutrition meals for their families thus enabling them to lead healthier. These broader benefits relate not only to improved productivity as measured by Gross domestic product (GDP) but also to improved human development as measured by the human development index, which is based largely on the indicators of life expectancy at birth, educational attainment and Gross product.

There is also a strong relationship between education and agricultural productivity. In 1980's the World Bank in its research in 18 low income countries on the relationship between four years of education and annual farm input and it was established that, Psachopolous (1988) puts it in summary as,

“ if a farmer completed four years of elementary, his productivity was on average 8.7 % higher than that of a farmer with no education . , if allowance is made for the availability of complementary inputs required for improved farming techniques, the effects of education increases when a farmers were able to use complimentary inputs increases, where complimentary inputs are available, the annual input of a farmer who had completed four years of primary schooling was 13.2 %, higher on average than that of a farmer who had not been to school ”.

The study shows that, education is more likely to have a positive effect in modernizing agricultural environments rather than in traditional ones. The other studies carried out in Korea, Malaysia and Thailand indicated that, the effects of education and physical output of farmers were positive, statistically significant and quantitatively

important (Jamison and Lau , 1982)

Flor et al (2006) in their study, they established that, education helps to alleviate poverty by affecting labour productivity and through other paths of social benefit. They added that, lack of organizational capacity is a main barrier that is related to poverty. Therefore education contribution to rural development must be locally controlled, practical, applied problem posing and focused on functional specialization.

Food and Agricultural organization (FAO) and United Nations Educational Scientific and Cultural Organization (UNESCO) observes that Education and training should be placed at the centre of the rural development, so as to contribute to the eradication of extreme poverty and hunger and ensure sustainable agriculture and build human capacity for rural development. Improved literacy and numeracy will allow impoverished individuals to become informed about nutrition, health so that they can be able to care for themselves and they obtain higher paying jobs. Jamison and Hanushels (2005), observed that, higher levels of education and quality increased a country's rate of technological progress. Burchi and De Muno (2007) also concludes from their econometric model that, doubling access to primary education causes a decrease of food insecurity by approximately 20-24 %, therefore primary education is a crucial element in reducing primary education in rural areas compared to other factors such as access to water, health and sanitation .In Argentina, a study on the rural poor found that the principal cause of poverty was the low education among the poor people.

Economic growth is strongly related to a decrease hunger (Soubotina, 2004), Burchi and De Muro(2006). At the village level, there is usually a close and mutual casual connection at individual and household level between better health, better education, higher earning power and poverty reduction. In addition, there is also a strong link between health and education when observed together with primary education reached and completed by women and its impact on economic growth and poverty reduction.

In Bangalesh ,Asadullar and Rahman (2005) , demonstrated that , basic literacy

and numeracy in farmers leads to an increased ability to process agricultural information and take, advantage of the available technologies . To enhance this the government, through its policy initiatives of expansion of educational opportunities to rural areas are well placed and will ensure significant and long term returns in terms of bolstering agricultural productivity .

Studies show that quality of human capital is an important factor in explaining rural poverty. Using their growth models, Sulow (1957) and Nelson (1964), opines that, education adds to the effectiveness of labour, through technical progress. Generally, education allows people to adopt more easily to both social and technical changes in the economy and to changes in the economy and to changes in the demand for labour.

Although education plays an undeniable role in development, it cannot on its own create the desired changes in society due to the damaging effect of certain issues such as societal traditions and cultures on women's advancement. For adult education can make a significant impact and contribute to sustainable development, it should first of all, be community-oriented. The content of such education should involve life in its entirety and try to impart to individuals and to the community all the skills needed to manage one's life. (Lubayi and Olinga, 2002).

Okurut, et al (2002), in their analysis of poverty in Uganda , established that , the higher the educational attainment of the house hold head , the wealthier the household , while the larger the household the poor the household . In his study on the determinants of income, (Smith, (2007) suggested that, well educated middle aged and self employed people had a relatively comfortable income.

2.4 Health programs.

The concept of health development has been defined as any planned combination of educational, political regulatory and organizational support for actions and conditions of living conducive to health of individuals group or communities, (Green and Kreuler, 1991).

A health care system reflects the socio-economic and technological development of a country and is also a measure of the responsibilities that a community or a government assumes for its people's health care. The effectiveness of a health system depends on the availability and accessibility of services in a form which the people are able to understand, accept and utilize.

In United Kingdom, Europe and Australia, rural health has been identified as a key component of the health reforms, due to the complex access and equity issues related with geographical distance, socially determined disadvantage and misdistributions of health professionals. Although some areas have some commonality, health inequalities vary considerably requiring targeted responses that are aligned with local population needs.

Even though Australia has a universal health care system medical care, there is recognition that universal system does not result in universal access and equity issues evident in rural areas, therefore an increasing emphasis on community participation, consumers, patients and citizens to develop services that are locally tailored and the importance of the community participation in decision making component in the National safety and Quality health standards.

In its constitution, the government of Bangladesh states its commitment to the Supply of basic medical requirement at all levels of medical requirements at all levels of the people in the society and the improvement of nutrition status of the people and the public health status .However a large number of its population particularly in rural areas remain with no or little access to the health care facilities. Lack of participation in health care services is a problem that has many dimensions and complexities. It's health policy is not people oriented , as it only emphasizes the construction of Thana Health complexes (THC) and Union Health and Family Welfare centres (UHFWC),without much attention to their utilization and delivery services.

In Nigeria, several rural communities have provided for themselves some health facilities clinics, maternity centres through self-help efforts. People's perception has

always been that, such facilities provided through their own sweat be immediately equipped with relevant materials and drugs. (Matiboba, 2012), in his study noted that, there is great desirability of citizen's participation in the health development in the health development to enhance the sustainability of the programs. He adds that, quite often most development programs in the rural communities do fail because of the non-involvement of the target groups at the grass root level, a case in place being the immunization program in the Northern Nigeria.

The constitution of Kenya, 2010, provides overarching conducive legal framework for ensuring a more comprehensive and people driven health service delivery through a rights approach. The constitution introduces a derived system of government which would enhance access to services by all Kenyans especially those in rural areas and hard reached areas. Many interventions have been introduced in the health sector to improve key health indicators such as maternal and child health, HIV/AIDS and Tuberculosis (TB) and malaria (Kenya Health Policy, 2010-2030) .With the formalization of the Kenya Health , Sector wide Approach (SWAP), service provision of non-state actors has been facilitated by the government including the provision of public health commodities , medical supplies and tax exemptions for donations in some of the facilities and secondment of very critical staff in specific cases especially for under deserved areas. The policy recognizes the significant role that communities have traditionally played in contributing to the achievement of national community and family health goals through various innovative interventions. In addition the policy recognizes the strength of these actors in designing and implementing development program as well organizing and interacting with community groups have been a source of much needed human and monetary resources that are critical in the implementation of the policy.

2.5 Entrepreneurial activities.

According to Byden and Hart (2005), entrepreneurship activities in rural areas help to diversify the economic networks, while avoiding dependence on mono – production, offer a great range of services which improves the quality of living in the

rural areas. It also provides the environment, where the youth can actively participate in local society, contribute their talents and visions for the future and develop a sense of commitment and belonging to their communities. (Lyngdoh, 2005).

In rural areas, Entrepreneurial orientation is based on stimulating local entrepreneurial talent and subsequent growth of indigenous companies, with a resulting effect of job creation and an economic value to a region, This will also help to keep scarce resources within the community.

Studies conducted by Economic Commission for Latin America and Caribbean (ECLAC) and Food and Agricultural Organization (FAO) in the Latin American and Caribbean region established that rural enterprises can be an important modernizing agent for small agriculture. Governments have embraced this process by creating incentives for agro-industry to invest in such regions. This has not only been in developing countries, but it has also been a clear policy of the European Union (EU) which directs a large part of the total common budget to develop the backward and poor regions of Europe.

Lyons (1995) echoes the prospects of small-enterprise framework as a possible rural development strategy for economically disadvantaged communities and provides this description of the nature of small-scale flexibly specialized firms. These businesses would provide products for local consumption that are not readily available in the mass market. Secondly, small-scale technically sophisticated enterprises would be able to fill the niche markets in the national economy that are too small for mass producers. Third, small, craft-based, flexibly specialized enterprises can alter production quickly to exploit changing market conditions.

In the United States, from the studies conducted, it was found that rural poverty has become as intense as that found in the inner cities, and has stubbornly resisted a variety of attempts at mitigation through economic development policies. The latest strategy for addressing this problem is the encouragement of emerging “home-grown” enterprises in rural communities. This will provide jobs or at least self-employment and ensure that, they remain in the areas, where they were spawned as they grow and will

export their goods and services outside the community, attracting much-needed income. (Lyons, 2002).

In United Kingdom (UK), studies indicate that rural and remote areas have outperformed their urban counterparts in terms of employment growth (Keeble et al, 1992; Smallbone et al, 1993a). For a successful rural entrepreneurship there has to be institutional support. Lu Rongsen (1998), in his study, he indicates the important factors responsible for the rapid development of enterprises in the area. These are the uniqueness of the products in so far as they are based on mountain-specific, local natural resources; infrastructure; strong and integrated policy support from government; and a well-planned marketing strategy and link-up with larger companies and organizations for marketing nation-wide and abroad.

In Nepal, Shrestha reported that, Voluntary District Project (VDP) as a participatory District Development program and the main channel of implementation for participatory and sustainable local livelihood at the household level for alleviating poverty. The program uses social mobilization, as a tool for urging local people to form their own organizations to promote their development through their own resources to actively participate in decision making process for improving their lives and the surrounding. Social mobilization, work on the premise that poverty is a form of social, political and psychosocial disempowerment and occurs when people lack access to power and produce wealth. The PDDP, social mobilization power has the two components, that is, the institutional development and economic development. In the institutional development process people organize themselves into community organizations ,which are created around activities of maintaining importance to most of the villages whose continuing economic benefits are the best served by organizing themselves as a group. This is essential for the for the whole society to come together in consensus and to build community level .The economic development on the other hand provides the community organizations with a mechanism to capture the potential benefits of social change. To build up the social capital, the group members deposit monetary contribution into the group's savings account during the meetings. The community organizations also

supplement their income by upgrading their skills to conduct income generating activities. The community organizations have access to credit capital facility established in the Local Trust Fund (LTF) to fulfill their credit needs for establishing micro enterprises and other income generating activities.

In Bhutan, UNESCO/UNDP, in its pilot project aimed at tapping the traditional textiles, there has been encouraging results, which includes new employment and entrepreneurial opportunities especially among the rural women.

In Egypt (Gavian, et al (2002) studied the importance of small enterprise development in rural employed, and suggested that, Small Medium Enterprise (SME) are traditionally thought to respond to increased demand for creating jobs.

In Kenya, small and medium enterprises have played an important role in its national development. Kiiru and Mburu (2006) discovered in their study that, there are two kinds of entrepreneurship in rural areas, the first one is the opportunity driven entrepreneurship and the second one is a necessity or survival driven entrepreneurship. Opportunity driven entrepreneurship means that, the household starts a business enterprise in order to exploit a good business opportunity as opposed to survival. Small business sector has the both the potential and the historical task of bringing millions of people from survival level including the informal economy to the mainstream economy (Ministry of planning, National Development and Vision 2030,-MPNDV, 2030). It should be recognized that , Micro Small Medium Enterprises (MSMEs) faces unique challenges which affect their growth and profitability and hence diminish their ability to contribute effectively to sustainable development , this includes lack of innovative capacity , lack of managerial trainings , inadequate education and skills , technological change and poor infrastructure , scanty market and lack of access to credit facilities.(IFC ,2011)

2.6 Conceptual Framework.

The study presents a conceptual framework. The author has given diverse views on the effects of agriculture, education, health and entrepreneurship activities on the socio-economic development. It is quite impossible to integrate the existing variety of these conceptual orientations and boundaries into a single conceptual framework. The researcher preferred to reposition a number of these variables into a new conceptual framework that serves as a guide to integrate theoretical perspectives that interlink these variables and help explain the impact of community based organizations on the socio-economic development of the rural communities of Kakamega south district. As such the study adopted the following conceptual framework.

Independent variable

Dependent variable

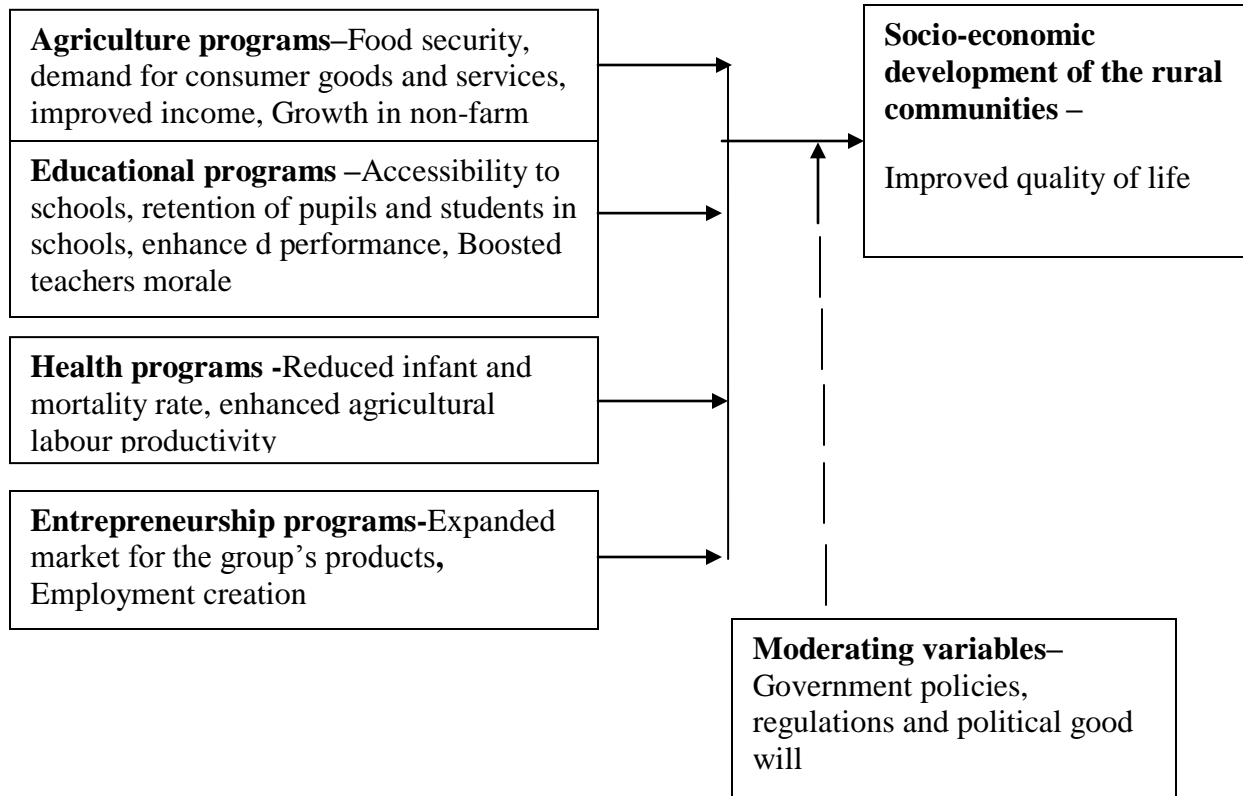


Figure 2.1 Conceptual Framework showing the relationship between the variables.
Source: Author (2014)

2.7 Summary of Literature review

In this chapter, literature review on the programs and activities that enhance social and economic development have been discussed. The literature review points to the fact that, for sustainable rural socio-economic development, the local people should be involved. From most of the research, it is evident that, most of the pro -poor programs initiated by the government and other development agencies cannot be sustainable, if the local population , who are the beneficiaries are not involved and allowed to participate at all levels of these programs

CHAPTER THREE

RESEARCH METHODOLOGY

3.1 Introduction

This chapter looked at the research design, the location of the study, the target population, sampling procedures, data collection instruments and procedures and methods of data analysis.

3.2 Research Design

According to Kombo and Tromp (2006), a research design can be regarded as an arrangement of conditions for collection in a manner that aims at combining relevance with the research purpose. The study employed a descriptive research design. This approach aimed at collecting data without manipulating the research variables or the respondents in an attempt to assess the impact of community based organization on the socio-economic development of the rural communities of Kakamega south district. Inferences among variables were also made without direct intervention from connected variations of independent and dependent variables.

3.3 Target population

The study targeted 720 respondents from 42 women and 18 youth groups from Kakamega south district. It regarded the identified population as relevant group from which generalization can be drawn from. (Arkava and Lane, 1983). This population was drawn from the Kakamega South District Social Service officer's office as the groups that functional location offices.

3.4 Sample size and Design

Kothari (2004) defines a sample design a definite plan for obtaining a sample from the sampling. It refers to the technique or the procedure the researcher will adopt in selecting some sampling unit from which inferences about the population is drawn. Sampling design was determined before any data was collected. The researcher adopted non probability sampling design, which is purposive sampling. Two officials , were selected. Also, two active members who had belonged to the group for the longest period of time. The concept of their selection was that, this category of respondents had an in depth knowledge on the programs and activities of the group, which would serve the purpose of the study. A sample size of 240 respondents was considered appropriate for the research as according to Mugenda and Mugenda (2033), that a sample size of between 10 and 30% is a good representation of the target population and hence 30% is adequate for analysis.

The other respondents were five (5) government officers (head of departments at the district level), each from the ministry of Agriculture , Health , Social services , Youth and Education .

3.5 Data collection instruments

Questionnaires

Barbie and Mouton (2001) defines a research instrument as a tool that is used for collecting data needed to find solutions to the problem under investigation. The study applied questionnaire in data collection which target group officials, members and government officials. A questionnaire is a research instrument consisting of a series of questions and other prompts for the purpose of gathering information from respondents (Mugenda and Mugenda , 2013).

The study considered using questionnaires because of its low cost was from free bias. The respondents had adequate time to give out well thought answers and a larger

sample was reached and thus the results were more valid and reliable. The questionnaires were both closed and open ended thus giving the respondents an opportunity an insight of the research objectives. The study adopted the drop and pick method, whereby the questionnaires were given to the respondents and later on picked after the respondents had filled them.

Document analysis

For the purposes of making comparison and generalization on the impact of community based organization on the socio-economic development of Kakamega south, the researcher analyzed records of the sampled women and youth groups as far as their activities were concerned and the achievements they had made within a time frame of five years. Records from relevant ministries were also analyzed to assess their collaboration and funding with the community based organizations.

3.5.1 Piloting of the Study

Piloting helps one to generate an understanding of the concepts of the people being interviewed (.Maxwell 1996). In conducting, the pilot study, the researcher was interested in establishing whether the respondents had the same understanding of the questions and thus would offer the information required. Mugenda and Mugenda argue that, “even the most carefully constructed instrument cannot guarantee to obtain one hundred percent reliable” For then above reason, the study undertook a pilot study to pre-test the reliability of the research instrument. This was done using test –retest method. For the pilot study the researcher administered 20 questionnaires to respondents in Kakamega central district. The main purpose of the study was to check on suitability and the clarity of questions on the instrument designed, relevance of the information, the language used and the content validity of the instrument from the respondents given by the respondents.

3.5.2 Validity of research instrument

Validity refers to the quality that a procedure, instrument or tool used in research is accurate, correct, true, and meaningful and right. Content validity was used to measure extend to which measuring instrument provided adequate coverage of the topic as per the set themes in the study. The researcher supervisors helped in checking whether the instruments were valid

3.5.3 Reliability of Research Instruments

Mugenda and Mugenda,(2003) defined reliability of an instrument as the degree of consistency with which it measures a variable. It is concerned with estimates of the degree to which a research instrument yields consistent results or data after repeated trial. The questionnaires are administered twice within an interval of two weeks after which an alpha co-efficient reliability test was conducted and a reliability value of 0.78 was achieved, and this was considered to be fit according to Kothari (2004).

3.6 Data collection Procedure

The data collection procedure involves a number of steps. First, the researcher applied for a research license from the National council of science and Technology, and permit in writing to conduct the study from the Assistant County commissioner, Kakamega south District. After the permit was granted, one researcher assistant was recruited and was trained on how to carry out data collection exercise. The researcher informed the study respondents about data collection exercise and after consultation, it was agreed on the date of commencement. The researcher and the research assistant visited the sampled groups in Kakamega south district to distribute the questionnaires, which were collected after the respondents had finished filling them.

3.7 Data Analysis and Presentation

The data was analyzed using quantitative and qualitative approaches. Quantitative research method was used to analyze the data collected. Quantitative research permits specifications of dependent and independent variable and allows for longitudinal measures of subsequent performance of research subject (Meyer et al, 1995). Statistical packaged for Social Sciences (SPSS) version 22 software, aided in data coding, entry and analysis. The data was cleaned and analyzed using descriptive and inferential statistic to determine and report the way things are and indices that described by use frequency and percentages. Inferential statistics analysis was used to analyze the results of the study; this involved the process of sampling and selection of a variable assumed to be related to the population from which it is drawn (Best and Khan, 2003)

3.8 Ethical consideration

The researcher obtained a license from the National council of science and technology and a permit from the Assistant county commissioner's office before the commencement of data collection. In addition all respondents of the study were identified and recruited using the prescribed procedure after being taken through an introductory letter that the requested permission to collect the information to give informed consent in writing. Respondents who were unwilling to participate received the same treatment. Moreover, information and data collected from the respondents was treated with confidentiality and only used for the study purpose.

CHAPTER FOUR

DATA ANALYSIS, PRESENTATION, DISCUSSION AND INTERPRETATION

4.1. Introduction

This chapter presents the findings of the study collected from Kakamega south district's Community based organizations in Kakamega County on the impact of community based organization on the socio economic development of rural communities. The data for this study was collected through the use of questionnaires from members of community based organizations and government officers. The analysis of the data from the field was done through the use of descriptive statistics and inferential statistics to test the relationship between communities based organization activities and qualitative analysis (content analysis) for data from the government officials.

4.2 Response Rate.

A total of 159 respondents from the community based organizations out of the possible 241 respondents, and all the 5 government officials responded. This translated to 66 % response rate. Other respondents who participated in the study included each official from the ministry of agriculture, education, health, social services and youth.

4.3. Background Information

The preliminary section of this study was done through administering of questionnaires. These questionnaires captured data on background of respondents in terms of gender, age .their membership duration in the group and their positions, funding of their group activities and how their groups were initiated.

4.3.1. Gender of the respondents

The study sought to establish the gender of the respondents of the community based organization, where the respondents were asked to indicate their gender as either male or female. The result is indicated as in the table below;

Table 4.1 Gender of the respondents

Gender	Frequency	Percent
Male	37	23.3
Female	122	76.7
Total	159	100.0

The results on gender of community based organization member shows that 76.7% were female while 23.3% were male. This shows a gender imbalance in the members' representation in community-based organization in Kakamega south district. This indicates that, more women are members of community based organization as compared to their men counterparts.

4.3.2 Age category of respondents.

The study sought to know the age brackets of the members and officials of the community based organizations. Respondents were asked to indicate their age brackets as either between 15 -20 years, 21-25 years, 26-30 years, and 31-35 years and above 35 years. This is represented in the table below.

Table 4.2 Age category

Age	Frequency	Percent
15-20 Years	1	.6
21-25 Years	12	7.5
26-30 Years	15	9.4
31-35 Years	41	25.8
35< Years	84	52.8
Total	153	96.2
No response	6	3.8
Total	159	100.0

The study findings indicated that, higher percentage of community based organization members are of age 35 and above years at a frequency of 54.9%, followed by members of age bracket of 31-35 years at frequency of 26.8% the rest being below 20 years at 0.6 %. Thus indicating that, age is a factor in the community participation in the socio-economic activities of the Kakamega south district.

4.3.3 Response on Membership Duration

The study sought to establish the period of time that, the respondents had belonged and participated in the group 's socio-economic activities .The respondents were asked to indicate whether , they had participated in the group for a period of 5 years and above , between 2 and 3 years and between 1-2 years . The results are as represented in the table below

Table 4.3 Membership Duration

Response	Frequency	Percent
1-2 Years	20	12.6
2-5 years	45	28.3
5< Years	88	55.3
Total	153	96.2
No response.	6	3.8
Total	159	100.0

The study findings established that, a higher percentage of the members and the officials have participated in the group's activities for over a period of five years at a frequency of 55.3 %, followed by between 2 and 3 years of existence at a frequency of 28.3 % and the rest which have been in existence for a period below 2 years at a frequency of 12.6 %, indicating that, most members had participated in the group's activities for more than 5 years.

4.3.4 Response on Group Formation

The study on this part sort to know how the community based organizations formed .The respondents were asked to establish whether the groups were formed on their initiative or through the outside influence. The results are illustrated in the table below.

Table 4.4 Group Formation

Group formation initiative	Frequency	Percent
Members initiative	141	88.7
Outside initiative	2	2.5
Total	145	91.2
No response	14	8.8
Total	159	100.0

The study revealed that, a higher percentage of the community based organizations were formed through the members own initiative at a frequency of 88.7 %, while those formed through the outside initiative at a frequency of 1.9 %. This indicates that, most the community based organization were formed through the community’s own initiative, therefore the community is able to identify its own felt needs and be able to strategize the ways of meeting them.

4.3.5. Response on funding.

The study sought to establish how the community based organization funded their activities. Respondents were asked to indicate, if they funded their activities and programs through their member’s contributions, through government grants, donor grants. Loans from banks and micro –enterprise agencies and through other means. The results are indicated in the table below.

Table 4.5 Funding

Funding group activities	Frequency	Percent
Members contribution	83	52.2
Government grants	3	1.9
Donor grants	1	.6
Loans from bank and MEA	34	21.4
Other	1	.6
Total	122	76.7
No response	37	23.3
Total	159	100.0

The study established that ,a higher percentage of the community based organizations funded their activities and programs through the member’s contribution at a frequency of 52.2% , 2.4 % funded their activities through loans from banks and other Micro –Enterprise Agency , 1.9 % funded their activities through government grants and the rest was though other means . This indicates that, most the groups have limited funding as they rely on their member’s contribution and savings and therefore the impact of their activities has a limited scope.

4.4.1 Agriculture and socio-economic development

This was the first objective of the study which sought to establish, the impact of group’s agricultural programs on the socio –economic development of the rural communities of Kakamega south district. The respondents were to indicate their production activities in which they engaged in , that is food crop , cash crop or animal production .they were also to indicate the acreage of their farms and lastly the outcome of their agricultural activities on the socio-economic development in the district .

4.4.2 Production activities

The study sought to establish which agricultural production activities that, the community based organizations were involved in. The respondents were asked to indicate, whether they were involved in food crop, cash crop or animal production .This is illustrated in the table below.

Table: 4.6 Production activities

Activity	Frequency	Percent
Food crop	110	69.2
Cash crop	12	7.5
Animal production	15	9.4
Any other	6	3.8
Total	143	89.9
No response	16	10.1
Total	159	100.0

The study , established that , a higher percentage of community based organizations dealt in food crop production at a frequency of 69.2 % , 9.4 % were involved in animal production , while 7.5 % were engaged in Cash crop production .This indicates that , food crop production is the major agricultural production activity in Kakamega south district .

4.4.3 Response on acreage of farms

The study was to establish the acreage of land of the group members in their production activities. Respondent were asked to give the size of their land as either 0-1 acre , 1-5 acre , 5-10 acre and over 10 acres , as illustrated in the table below .

Table 4.7 Acreage of farms

Acres of farm	Frequency	Percent
0-1 Acres	140	88.1
1-5 Acres	16	10.1
Total	156	98.1
No response	3	1.9
Total	159	100.0

The study established that, a higher percentage of community based organizations, carried out their farm production on less than 1 acre piece of land at a frequency of 88.1 %, 10.1 % carried out their agricultural activities on piece of land that is between 1 and 5 acre piece of land and none carried their agricultural activities on more 10 acre piece of land. This indicates that, the agricultural production activities in Kakamega south district is carried out on small scale.

4.4.4.0 Response on the outcome of agricultural activities on socio-economic development

The study sought to establish, if the community based organizations agricultural activities contributed to enhance food security to members, demand for consumer goods and services, improved income to the group members and enhanced income in non-farm economy. The results are as in the table below;

4.4.4.1 Response on the enhanced food security

The respondents were asked whether their agricultural activities had enhanced or not enhanced food security in their families and the district as illustrated in the table below;

Table 4.8- Enhanced food security

Response	Frequency	Percent
Yes	81	50.9
No response	78	49.1
Total	159	100.0

The study established that, 50.9 % of the community based organization's agricultural activities contributed to enhanced food security in the community. This indicates that, agricultural activities have enhanced food security in the district as most of them are engaged in food crop production.

4.4.4.2 Response on the demand of consumer goods and services.

The respondents were asked to indicate whether or not, their agricultural activities enhanced the demand for consumer goods and services in Kakamega south district .This is represented in the table below;

Table 4.9 Demand of consumer goods and services

Response	Frequency	Percent
Yes	48	30.2
No response	111	69.8
Total	159	100.0

The study revealed that, 30.2 % of the community based organizations' agricultural activities enhanced demand for consumer goods and services. There is a low impact of the group's agricultural activities of the group to the demand for other consumer goods and services. This is an indicator that, most of their agricultural activities

are carried out on small scale and there is no value addition to enhance their demand.

4.4.4.3 Response on enhanced income

The respondents were asked to indicate whether their involvement in agricultural activity had enhanced their income. The results are as illustrated below;

Table 4.10 Increased income

Response	Frequency	Percent
Yes	79	49.7
No response	80	50.3
Total	159	100.0

The study showed that, community base organizations' agricultural activities improved the group member's income. This is an indicator that, subsistence farming is the major economic activity of the communities in Kakamega south district.

4.4.4.5 Response on non –farm economy

The respondents were to indicate whether their agricultural activities contributed to the growth in non –farm economy. The results were as in the table below;

Table 4.11 Non –farm economy.

Response	Frequency	Percent
Yes	30	18.9
No response	129	81.1
Total	159	100.0

The study established that, 18.9% of the community based organizations' agricultural activities contributed to the growth in the non –farm economy .This indicates

that, the agricultural activities in Kakamega south district are not commercialized.

4.5.0 Impact of educational programs on the socio-economic development

This was the second objective of the study that sought to establish the impact of community based education activities on the socio-economic development of rural communities. The respondents were asked to indicate the level of education at which their group participated, that is ECD , Primary , Secondary and Tertiary ;services they provided to educational sector ,

4.5.1 Response on the level of education.

The respondents were required to indicate at which level of education the group engages in. The results as per the table below;

Table 4.12 Level of education

Level of education	Frequency	Percent
ECD	11	6.9
Primary	67	42.1
Secondary	61	38.4
Tertiary	4	2.5
None of the above	2	1.3
Total	145	91.2
No response	14	8.8
Total	159	100.0

The study established that ,that a higher percentage of community based organizations contributed and sponsored primary level of education at a frequency of 42.1 % , 38.1 % contributed to secondary level of education , while 6.9 % participated

at the early child hood education and the achievement of their contribution to the education sector.

4.5.2. Response on services provided to schools.

The study sought to establish, the kind of services that, the community based organizations provided to the education sector, Respondents were asked to indicate whether they provided advisory services , provided physical facilities , teaching materials , sponsored student as and pupils or any other as they would specify .. The results are indicated ad in the table below;

Table 4.13 Service provided

Service provided	Frequency	Percent
Advisory through representation on the school boards	103	64.8
Provision of physical facilities	25	15.7
Provision of teaching materials	3	1.9
Sponsorship to students and pupils	9	5.7
Total	140	88.1
No response	19	11.9
Total	159	100.0

The study revealed that, a higher percentage of community based organization provided advisory services to schools through their representation on the school boards at a frequency of 64.8%, 15.7 % of the organizations provided physical facilities to the schools, 5.7 % sponsored students and pupils and 1.9 % provided teaching materials to the schools.

4.3.3.0 Response on the achievement of the group in enhancing accessibility to schools

The study sought to establish, if the group' through their education program and activities had enhanced accessibility of students and pupils to schools. The results are indicated in the table below;

Table 4.14 Enhanced accessibility to schools

Response	Frequency	Percent
Yes	49	30.8
No	1	.6
Total	50	31.4
No response	109	68.6
Total	159	100.0

From the study, 30.8% of the respondents agreed that the groups have provided an enhancement to accessibility to school. 68.6% were indifferent of the about the achievements. This indicates that, have had limited impact on the accessibility to schools in the district.

4.3.4 Response on enhanced retention of pupils and students in schools.

The study sought to establish, whether the group's participation in education sector enhanced the retention of pupils and students in schools.

Table: 4.15 Enhanced retention of pupils and students in schools

Response	Frequency	Percent
Yes	86	54.1
No response	73	45.9
Total	159	100.0

From the study, it was established that, 54.1 % agreed that, their participation in the education enhanced the retention of pupils and students in schools, while 45.9% did not agree on the impact. This indicates that, the group had an impact in the retention of students in schools, but the study did not point out how it does it.

4.3.5. Response on the enhancement of the performance of students and pupils

The study sought to establish, whether the group’s participation enhanced the performance of students and pupils

Table 4.16 Enhancement of the performance of students

Response	Frequency	Percent
Yes	70	44.0
No	1	.6
Total	71	44.7
No response	88	55.3
Total	159	100.0

From the study, 44% of the respondents agree that the groups’ activities have had an enhancement of students and pupils. However, 55.3% couldn’t agree or disagree on the impact. This indicates that, the performance of schools was not a key aspect of the group’s engagement in the education programs and activities.

4.3.6 Response on the teacher’s morale

The study sought to establish whether the group’s involvement in education helped boost the teacher’s morale as illustrated in the table below;

Table 4.17 Teachers' morale

Response	Frequency	Percent
Yes	10	6.3
Total	10	6.3
No response	149	93.7
Total	159	100.0

From the study, 6.3% of the respondents were in agreement that community based groups' enhanced morale of the teachers while 93.7% couldn't agree or disagree about the groups' participation in the enhancement of the teacher's morale. This almost means that the groups participation in teachers' morale is low or do not carry out.

4.4.0 Information on health program and the socio-economic development

This was the third objective of the study which sought to establish the impact of health on the socio-economic development of Kakamega south district .The respondents were asked to indicate whether they engaged in preventive, curative, referral programs. The results were as indicated in the table below;

4.4.1 Response on the group's health level of intervention in the health sector.

The study sought to establish at which level of intervention of the health delivery system that the groups played a great role. These included; preventive, curative, referral and others, the results are indicated as in the table below;

Table 4.18 Group's level of intervention in the health sector.

Response	Frequency	Percent
Preventive	26	16.4
Curative	5	3.1
Referral	114	71.7
Other	7	4.4
Total	152	95.6
No response	7	4.4
Total	159	100.0

From the study, it was established that, 71.7% of the respondents carry out referral health programs among the community members while 16.4% carry preventive services measures in the community. This indicates that the community-based organization has increased referral and saving of lives of the sick by linking them to relevant agencies.

4.4.2 Response on the Health services carried out by the groups.

The study sought to establish, the kind of health services that, the group provided to its members and the community as a whole. This included maternal and child health services, malaria related HIV/AIDS and other. This is illustrated in the table below;

Table 4.19 Health services

Response	Frequency	Percent
MCH	5	3.1
Food and nutrition	10	6.3
Malaria	16	10.1
HIV/AIDS	90	56.6
Other	2	1.3
Total	123	77.4
No response	36	22.6
Total	159	100.0

The study established that, 56.6 % of the respondents, engaged in HIV/AIDS programs, 10.1 % carried Malaria related activities, 6.3 % carried out Food and nutrition activities, while 4.1 % carried out Mother and child health activities. This indicates that, HIV/AIDS is the major health program that, the community based organization undertake in Kakamega south district are engaged in.

4.4.3.0 Outcome of the health program on the socio-economic development

This was the third objective of the study, which sought to establish whether the community through the health programs and activities had achieved reduced infant and mortality rate, enhanced labour productivity and enhanced behavioral change and reduced HIV /AIDS infection.

4.4.3.1 Response on reduced infant and maternal health

The respondents were to indicate whether their health programs and activities and programs had or had not reduced infant and mortality death .The results are indicated in the table below;

Table 4.20 Reduced infant and maternal death

Response	Frequency	Percent
Yes	23	14.5
No response	136	85.5
Total	159	100.0

The study established that, 14.5 % of the group health related activities contributed to the reduction of infant and maternal health. This indicates that, the groups have very little contribution towards the reduction of infant and, maternal health in Kakamega south district.

4.4.3.2 Response on labour productivity

The respondents were to indicate whether their health program enhanced labour productivity in Kakamega south district

Table 4.21 Labour productivity

Response	Frequency	Percent
Yes	25	15.7
No response	134	84.3
Total	159	100.0

The study established that, 15.7 % of the respondent agreed that, their health related activities enhanced labour productivity in the agricultural sector .This indicates the groups' health related activities have very little impact on the labour productivity in Kakamega south district.

4.4.3.3 Response on behavioral change and reduced HIV/AIDS infection

The respondents were to indicate whether, whether there health they participated in behavioral change toward HIV/AIDS reduction. The results are as per the table below;

Table4.22 Behavioral Change and reduced HIV/AIDS infection

Response	Frequency	Percent
Yes	128	80.5
No response	31	19.5
Total	159	100.0

The study established that, 80% of the community based organization's health related activities enhanced behavioral change and reduced HIV/AIDS infection in the Kakamega south District. This indicates that, the community based organization in Kakamega south district have a great impact in behavioral change and reduction of HIV/AIDS infections.

4.4.3.4 Response on nutrition

The respondents were to indicate whether or not their health related activities .had an impact on the nutritional aspect of the community. The results as per the table below,

Table 4.23 Nutrition

Response	Frequency	Percent
Yes	45	28.
No	2	1.3
Total	47	29.6
No response	112	70.4
Total	159	100.0

The study established that, 28 .3 % of the group’s activities contributed to improved nutrition in the community. This indicates the group’s health related activities have little impact on the nutritional aspect in Kakamega south district.

4.5.0 Information on entrepreneurship programs and the socio-economic development

This is the fourth objective of the study, which sought to establish the impact of group’s entrepreneurship activities on the socio-economic development of the rural communities of Kakamega south district. The respondents were to indicate the basis of their entrepreneurship activities and the outcome of their participation of these activities on the socio –economic development of the rural areas of Kakamega south district.

4.5.1 Response on the basis of the entrepreneurship activities

The study sought to establish the basis of the entrepreneurship activities that, the group were involved in. The respondents were asked to indicate if the entrepreneurship activities in which they were engaged in were either agricultural or non-agricultural related. The results of the responses are as indicated in the table below;

Table 4.24 Basis of the entrepreneurship activity

Response	Frequency	Percent
Agricultural	113	71.1
Non agricultural	20	12.6
Total	133	83.6
No response	26	16.4

The study established that, a higher percentage of the groups 'entrepreneurship activities were agricultural at a frequency 71.1 %, 12.6% were non-agricultural. This indicates that, agriculture is the major economic activity in Kakamega south district.

4.5.2. Response on expanded market for group's products

The respondents had to indicate whether or not the entrepreneurship activities had enhanced the market for group's product. The results are as per the table below;

Table 4.25 Expanded markets for group's product

Response	Frequency	Percent
Yes	26	16.4
No	1	.6
Total	27	17.0
No response	132	83.0
Total	159	100.0

The study established that, 16.4 % of the group's entrepreneurship activities enhanced the expansion of group's market. This indicates that, most groups' activities are not commercialized and there no networking between the group members who are producers and the consumer who could be outside the district.

4.5.3 Response on improvement of group income

The respondents were asked to indicate whether their entrepreneurship activities improved the group member's income. The results are as per the table below;

Table 4.26 improvement of group income

Response	Frequency	Percent
Yes	126	79.2
No	1	.6
Total	127	79.9
No response	32	20.1
Total	159	100.0

The study established that, 79.2 % of the respondents agreed that, the entrepreneurship activities in which they engaged in had improved their incomes. This indicates that most of the entrepreneurship activities undertaken by the groups are on small scale, with its impact at individual and the groups' level.

4.5.4 Response on the employment creation.

The study, sought to establish whether, the group's entrepreneurship activities had contributed to employment creation in the community. The results are represented in the table below;

Table 4.27 Employment creation

Response	Frequency	Percent
Yes	42	26.4
No	2	1.3
Total	44	27.7
No response	115	72.3
Total	159	100.0

From the study, 26.4 % of the respondents agreed that, their entrepreneurship activities helped to create employment both to the group members and in the community. This indicates most of the group's entrepreneurship are undertaken on small scale and therefore with little contribution to employment creation.

CHAPTER FIVE

SUMMARY OF FINDINGS, CONCLUSIONS AND RECOMMENDATIONS

5.1 Introduction

This chapter describes the summary of the findings, conclusion, recommendation and further research to the body of knowledge.

5.2 Summary of Findings

The study was informed on the improvement of the socio-economic development of the rural communities in Kakamega South district through people's participation. The study specifically sought to find out the impact of community based organizations in socio-economic development. The study involved the participation of 240 respondents from community based organization and 5 government officials, each from the ministry of agriculture, education, health, social services and youth. The data collected was analyzed using descriptive statistics and inferential statistics (spearman's rank correlation). The results of the study showed that, community based organizations have an impact in the socio-economic development of Kakamega South District.

5.2.1. Impact of group's agricultural programs on the socio-economic development

The study established that, food crop production was the major agricultural activity that was being undertaken in the district as compared to cash crop and animal production, which is done at a lower acreage, therefore a weak significant influence. Consequently women are majorly involved in the agricultural activities as compared to their male counterparts. While the youth who are the most energetic, are less involved in group activities which have, a great impact on the socio-economic development. In relation to this, it was also established that, the ministry of agriculture does not involve the groups in their development projects.

5.2.3 Impact of the group's education programs on the socio-economic development

On the impact of groups' education programs on the socio-economic development, the study established that, most of the respondents participated as advisory representatives to the school boards, compared to other initiatives, which included provision of physical facilities to school, sponsorship of students and pupils. Through their activities, accessibility was at 30.8%, a slight increase from 30%. There was an increase in retention of students in school at 54.1% an increase from 40% before their involvement, Enhancement of the students' performance was at 44% a slight increase from 40%. The morale of teachers was at 6.3%, a slight decrease from 7%. It was also established that, these achievements were realized mostly at the primary level of education with a participation of 42.1%.

5.2.3 Impact of the group's health programs on the socio-economic development

On the impact of the group's health activities on the socio-economic development, the study established that, through their activities, referral services to the other health providers was at 71.1% an increase from 60%. This was confirmed by the Public health officer, who stated, that this had been enhanced through trainings and networking that, the department provides and has with these community based organizations. It was also established that, HIV/AIDS prevention was a major achievement made by the group which was a result of government funding on groups through the Total war against HIV/AIDS (TOWA) initiatives at the multi-sectoral level at 80.5%, an increase from 30% a greater percent as compared to the reduced infant mortality rate, labour productivity and improved nutrition.

5.2.4 Impact of the group's entrepreneurship on the socio-economic development.

The study established that, established a large percent of entrepreneurship undertaken by the groups were agricultural related at 71.1%, this was attributed to agriculture as the main socio-economic activity of the rural communities of Kakamega south district. On the achievement of the their entrepreneurship activity, it was

established that, through their entrepreneurship activities, there was increased income both at the individual and group's level which was at 79.2 % an increase from 50 %

5.2 Conclusions

The study concludes that, most of the youth of Kakamega south district do not belong to community based organization and therefore their participation in the socio-economic development is limited. The community members are able to identify their pressing needs, therefore they have the solutions to the issues that relate to the improvement of their socio-economic standards. Members of the group fund their own programs and activities instead of relying on donors and grants, either from the government or other donor agents, therefore a great asset in rural development.

On agriculture, food crop production is the key economic activity of the community and it is practiced on minimal acreage of less than one acre. This ministry of agriculture should train members of these groups through their extension services to enhance high productivity of their products. The community should also embrace animal production as a business to counter the effect of small farm holding.

With low education standards in areas of performance, there is insignificant impact of the group's educational activities on boosting the educational standards as far as teacher's morale is concerned.

There is a high level of collaboration between the ministry of health and the group, as the ministry provides funding, networking and advisory services in the preventive measures of health programs, especially the behavioral change and HIV/AIDS.

A great percentage of the entrepreneurship activities carried by the group members are agricultural based and it is their main source of income whose impact is only felt at the individual and the group's level and not to the district at large.

5.3 Recommendations

Based on the findings of the study, results have shown that community based organizations have an impact on the socio-economic development of the rural communities of Kakamega south district, which was realized at $P > 0.05$, the study makes the following recommendations.

5.3.1 Agricultural programs and activities

There is need for Ministry of agriculture to exploit the need for community based organization in the planning and execution of the programs so that the community can benefit, this improving their socio-economic standards.

5.3.2 Education programs and activities

The community based organization need to in cooperate teachers in the activities, who are the role models to pupils and students in the community to improve the education standards in district.

5.3.3 Health programs and activities and activities

There is need for enhanced funding, networking and capacity building to the community based organizations in preventive health measures.

5.3.4 Entrepreneurship activities.

There is need for the community based organization to diversify their entrepreneurship activities to include service and commercial activities. More so for agricultural activities, there should be value addition to their production. This calls for an input from the ministries of youth, social services, agriculture and education for funding, networking and, marketing.

5.4 Suggestions for further study

Based on the findings of the study, the research makes the following suggestions for further research:

1. Factors that militate against youth participation in rural development activities
2. The relationship between government agencies and community based organizations
3. Influence of government's enterprise fund on the economic empowerment of women and youth in rural communities
4. Factors influencing teacher morale in Kakamega south district
5. A similar study on impact community based organizations on socio economic activities in Kakamega.

5.5 Contribution to the body of knowledge

Objective	Contribution
To determine the impact of agricultural initiative on the socio-economic development	Agriculture is a major socio-economic development activity in rural. Therefore a great diversification should be made to enhance its production activities and the agricultural should act as major partners in the initiative.
To assess the impact of groups' education activities on the socio-economic development	Teacher's morale is a key aspect in the education as a far as its improved standards are concerned. The community members should collaborate with the teachers at all levels of education.
To establish the impact groups' health on	

REFERENCES

- Agricultural Sector Development Strategy, Kenya (2010)
- Akgun ,A.Nijkamp, P,Boycan, T and Brons, M(2010), *Embeddeness of Entrepreneurship in rural areas; comparative analysis*, Tijdschrift voor economische sociale Geografie, Vol.101.No.5.pp 538-553
- Aref, A. (2011). *Education for Rural Development in Iran*. Journal for America science, Vol.7.No.3.pp 40
- Adewale ,G.,Oladejo.J,A.,Ogunnyi ,L.T.(2005).*Economic contribution of farm children to Agricultural production in Nigeria: A case study of Ekitu* . Journal of , sociology Vol.10 .pp149-152
- Akplan , S.B.,(2010). *Encouraging youth involvement in Agricultural production and processing*: International Food Policy Research Institute, sustainable solutions for ending hunger and poverty
- Ajadi , K.O ,Adebisi , J.A ,and Alabi , F, M (2001) .*Assessment of the impact of women organization on sustainable Rural Environment and livelihood in Nigeria* .Ethiopian .Journal of environmental studies and management.Vol 3 . No.2
- Asadullar.M,Nand Rahman, S.(2005).*Farm productivity and efficiency in rural Bangladesh: The role of education revisited*, Retrieved Movember, 15, 2012 from the center of study of African economies
- Bretty, E.A., (2003). *Participation and Accountability in Development Management: The Journal of Development studies* Vol 40. No.20. pp.1-25
- Brennam , M. A.,Barnnet,V&Baugh , E ,(2007)., *Youth involvement in community* :Implication and possibilities of Extension; Journal of Extension, Vol 45No .4
- Bryden, J and Hart, K. (2005).*Why local economies differ: The dynamics of rural areas in Europe: The Edwin Aberdeen, Scotland*
- Burchi, F and De Muro, P. (2007): *Education for rural people:a neglected key to food Security* Rep. Universal Deglestudi, Roma Tre
- Burns, D., (1994).*The Politics of Decentralization*, London: Macmillan
- Burton, P., (2003).*Community Involvement in Neighborhood Regeneration: Stairway to Heaven or Road to Nowhere?* Bristol: ESRC Centre for Neighborhood Research
- Castle, F. N., (1998).*A conceptual framework for the study of rural places*. American journal of Agriculture Economics Vol.80.pp 621-631

- Chitere, O.P., (1999). *Community Development: Its conceptions*, Gideon, S.Were Press.Kijabe Printing Press
- Darma, R, (2001) .*The development of local organization : Function for Agricultural development in Indonesia*. Journal US-China Public Administration 8 Vol.10pp1165-117
- Derek, B, Janvry, A, D and Sadoulet (2007) .*Agriculture and Development: Toward a new Paradigm*
- De beer, F and Swanapoel, H., (1998). *Community Development and Beyond*. South Africa
- Derek, B, Janvry, A, D and Sadoulet (2007) .*Agriculture and Development: Toward a new Paradigm*
- Development (2002), *Sustainable Development*. DFID. Development issues.No. 18 .P.6
- Development (2004), *Women groups can save babies lives* .DFID. Development issue No4.pp.25
- A community and its environment and identification of the Potential EU support strategies*: Geomar International SARI, April 2005
- Dridger, J. C and A. E Luloff (2001) .*Building the sustainable community: A social capital the Answer: Sociological inquiry*. Vol.71.No.4 pp.458-472
- FAO – (1997). *Participation in practice*: Lesson from FAO people’s participation program. Online. Accessed on 3rd April (Available from [http://www.fao.org /woicentfaoinfohttp://www.fao.org/woicent/faoinfo/sustdev/ppdirect/ppreco43.html](http://www.fao.org/woicentfaoinfohttp://www.fao.org/woicent/faoinfo/sustdev/ppdirect/ppreco43.html))
- Flint, W., (2002). *Sustainable development origin*. <http://www.eee.net/sdo3003.html>. Accessed on 27th March, 2014
- Flor , A. G,Hazelman, M and Maclean , S, . (2006): *For Agricultural development and poverty reduction: A comparative analysis of innovation and best practices in Asia and the Pacific*
- Gavian , S, Meehy, T, E. Bulbul, L and Ender , G(1999). *The importance of Agricultural Growth and SME Development to increase in Rural Employment in Egypt*
- Gomes, C. A, and Camira, J (2004), *Training for rural Development in Brazil, SENAR, Rome and Paris*: Food Agricultural organization of the United Nations and International Institute Educational Planning

- Green I, Kreuter M (1991). *Health Promotion Planning: An Educational and Environmental Approach*. Mountain view, A: Mayfield
- Green I, Raeburn I (1990). *Contemporary Development in Health Promotion – Definition and challenge*, in N. Bracht (ed), *Health Promotion at Community Level*, Newbury Park CA
- Greaney, V ,Shahudur , R ,K and Mahmudul , A (1999).*Bangladesh . Assessing basic learning skills* , Dhaka , Bangladesh . The University Press
- Gustazv, N, (2006), *Integrated Rural Development*. The concept and its operation, Budapest;Institute of Economics, Hungarian Academy of Sciences
- Hillery GA (1955). *Definitions of Community: Areas of Agreement*, Rural Sociology, Vol .1 pp.111-123
- Hudcroft, L.F., (1978).*Community Development: Rural Development*, Vol.2. Department of Agriculture Economic,Michigan State University
- Islam , M .(2007). *Role of education rural population*. Transformation in Bangladesh. Asia pacific Journal of cooperative education .Vol . 8 .No. 1 .pp 1-2
- International Food Policy Research Institute. *Global Hunger Index-2009: The challenge of Hunger: Focus on Financial crisis and Gender equality*, 21-23
- Jamison, E, A and Hanushek , E, A(2006). *The effects of education quality on income growth and mortality decline*. Available from the National Bureau of Economic Research (Working paper)
- Jamison, D. T and Lau, J .J (1982), *Farmers education and farmers efficiency*. Baltimore MD John Hopkins University Press
- Jibowo, A.A., (1998).*Agrological Transmission: The secret of National Food surplus*. An inaugural Lecture Delivered on the July 11th at the Obafemi Awololo University, 11e-Ife pp 251
- Jibowo, A.A., (2005) .*History of Agriculture Extension in Nigeria in Nigeria*(ed), (Adedoyin,S.F)
- Keeble , D, Curran , J and Storey (1993):*Small firm creation , Innovation and growth and the urban shift* , , Routledge , London
- Kenya Interim Poverty Strategy Paper 2000
- Kiiru, J and Mburu , J(2006):*Users cost of joint liability in Borrowing and their effect on livelihood Assets for Rural poor household*. Forth coming international, Journal of

women social justice and human rights

- Kothari, C.R., (2004) .*Research methodology, methods and techniques*.Newage international Publishers
- Kolb, J.H., (1959).*Emerging rural community: group relations in rural society*, Madison; University of Wisconsin Press
- Lynyndoh,B(2005),*Skills for work in the future ; A youth perspective*. Quarterly review. Comparative Education.Vol.35. No.3. pp. 311-316
- Lyons, T, S (2002), *Building Social capital for rural enterprise development: Three case studies in the United States*
- MacRae, R. J,Hill, S. B, Mehuys, G,R and Hanning ,J.(1990):*Farm scale, agronomic and Economic conversion from conventional to sustainable agriculture*.Adv. Agron,Vol.43.pp.155-198
- Matiboba, S. (2012). *The challenge of community participation in rural health Development Nigeria: Prime Journal of Business Administration and Management (BAM) Vol.25.pp551-555*
- Mugenda, M.O. and Mugenda, G.A., (2003). *Research Methods: Quantitative and Qualitative Approaches*. Nairobi: Acts Press
- Mulwa, W.F., (2010). *Demystifying Participatory Community Development*, Pauline’s Publishers Africa, Nairobi
- Myers, M., (1997). *Representation and democratization: Is local radio helping to liberate the peasant voice?* Participatory communication, one approach to sustainable development online conference
- Narayan , J, P(1992). “*The problem of rural Industrialization” in projects for intensive of small Industries in Rural Areas*, New Delhi: Planning commission, July, 1962 pp.28
- Nelson, R. (1964) .*Aggregate Production Functions and Medium –range Growth projection*.American Economic Review, September,Vol.54.pp 575-606
- Nyerere, J.K., (1967). *Socialism and Rural Development*, Dar -es-Saalam: Government Printers
- Njoki , T. (2008).*Working with CBOs – workshop handout* . Unpublished

- Psachoropoulos, G. (1985). *The economic impact of education; Lessons for policy makers*. San Francisco ICS Press
- Petrin, T. (1992). *Partnership and institution Building as Factors in Rural Development: Paper projection*. American Economic Review, September. Vol. 54. pp. 575-606
- Ravallan, Mand Chen, S (2007), *China uneven progress against poverty*. Journal of Development economies. Vol. 8. No. 1, pp. 1-42
- Report of the APO seminar on the *Role of communities and institutions in Integrated Rural Development* held in Islamic Republic of Iran, 15-20, June, 2002.
(ICD SE-3-01)
- Robert, M, S. (1957). *Technical Change and aggregate production function*. The Review of Economics, Vol. 39. No3, MIT Press pp. 312-320
- Skinner, S. (1995), *Building Strengths*, London: Community Development Foundation
- Smallborne, D.D., North and R Leigh (1993). *The growth and survival of maturing Manufacturing SMEs in the 1980s; an urban rural comparison* in J, Curran and D, Storey (eds). *Small farms in urban and rural locations*. Routledge. London
- Sokolof, J.N. (2005). *Domestic violence at the intersection of race class and gender: Challenges and contributions to understanding violence against women*.
An interdisciplinary Journal Vol. 11, No. 1 pp 49-50
- Soubbotina, T.P (2004). *Beyond economic growth*. Retrieved, November, 10, 2012 from World Bank
- Ujo, A. (2005). *Theory and Practice of Development Administration*, Abuja: Adema Publishers
- Walle, D, V and Gratty, (2004). *Is the emerging on farm market economy the route out of poverty in variation?* Economies of Transition Vol. 12. No 2. pp. 237-274
- Warham, E. (2001). *Women groups can save lives*. Development issue 13. DFID :Glasgow.uk

Watts (2002). *Community participation in the Development of service; a move towards Community empowerment*. Community Development Journal, Vol .35.No 2

Pp120-132

Wiledon , A.F(1970).*Community Development: The Pieces Don't Fit Dynamics of planned Change*, Totowa: Bedminister

Winstanley, D (1995).*When A Stakeholder Power Matrix To Analyzepublic Sector Restructuring*. Public Money andManagement, Vol.13No.1.pp19-26

Webb, N, M, Shavelson, J, R and Hartel, H.E, (2006): *Reliability coefficient and Generalization theory: Handbook of statistics* .Vol; 26

World Bank (2002). *Bangladesh; improving governance for reducing poverty*. Dhaka
World Bank

World Bank, (2002). *Empowerment and poverty reduction*. A source book. Washington
DC

World Bank, (2003) .*World Development Report*. Oxford University

www.stats.gla.ac.uk/sampling.html

APPENDICES

Appendix I: Research Permit



NATIONAL COMMISSION FOR SCIENCE, TECHNOLOGY AND INNOVATION

Telephone: +254-20-2213471,
2241349, 310571, 2219420
Fax: +254-20-318245, 318249
Email: secretary@nacosti.go.ke
Website: www.nacosti.go.ke
When replying please quote

9th Floor, Utalii House
Uhuru Highway
P.O. Box 30623-00100
NAIROBI-KENYA

Ref. No.

Date:

NACOSTI/P/14/7170/1997

15th July, 2014

Catherine Amugohe Asundo
University of Nairobi
P.O.Box 30197-00100
NAIROBI.

RE: RESEARCH AUTHORIZATION

Following your application for authority to carry out research on *"Impact of Community Based Organization on the Socio-Economic Development of the rural communities: A case of Kakamega South District, Kakamega County-Kenya."* I am pleased to inform you that you have been authorized to undertake research in **Kakamega County** for a period ending **20th December, 2014.**

You are advised to report to **the County Commissioner and the County Director of Education, Kakamega County** before embarking on the research project.



On completion of the research, you are expected to submit **two hard copies and one soft copy in pdf** of the research report/thesis to our office.


DR. S. K. LANGAT, OGW
FOR: SECRETARY/CEO


Copy to:


The County Commissioner
The County Director of Education
Kakamega County.

CONDITIONS
1. You must report to the County Commissioner and the County Education Officer of the area before embarking on your research. Failure to do that may lead to the cancellation of your permit
2. Government Officers will not be interviewed without prior appointment.
3. No questionnaire will be used unless it has been approved.
4. Excavation, filming and collection of biological specimens are subject to further permission from the relevant Government Ministries.
5. You are required to submit at least two(2) hard copies and one(1) soft copy of your final report.
6. The Government of Kenya reserves the right to modify the conditions of this permit including its cancellation without notice.


REPUBLIC OF KENYA

NATIONAL COMMISSION FOR SCIENCE, TECHNOLOGY AND INNOVATION
RESEARCH CLEARANCE PERMIT
Serial No. A 2269
CONDITIONS: see back page

THIS IS TO CERTIFY THAT:
MISS CATHERINE AMUGOHE ASUNDO
of UNIVERSITY OF NAIROBI, 0-30100
ELDORET, has been permitted to conduct
research in Kakamega County
on the topic: IMPACT OF COMMUNITY
BASED ORGANISATION ON THE
SOCIO-ECONOMIC DEVELOPMENT OF
THE RURAL COMMUNITIES: A CASE OF
KAKAMEGA SOUTH DISTRICT,
KAKAMEGA COUNTY -KENYA
for the period ending:
20th December, 2014


Applicant's Signature


Secretary
National Commission for Science, Technology & Innovation

Appendix II: Letter of Transmittal

Permission to collect data among, Women and Youth groups in Kakamega South District, Kakamega County, Kenya.

**THE SUB-COUNTY COMMISSIONER,
KAKAMEGA SOUTH DISTRICT,
P.O BOX 666,
KHAYEGA.**

Dear Sir,

REF: REQUEST TO COLLECT DATA FROM WOMEN AND YOUTH GROUPS

I am a post graduate student of the University of Nairobi. In order to fulfill the requirement for the award of a Master's degree in Project planning and Management, I am conducting a research entitled "*the impact of community based organization on socio-economic development of rural communities – a case of Kakamega south District*"

The research target population will be the 100 registered Women and Youth Groups in Subukia District.

The purpose of this letter is therefore to seek your permission to collect the relevant data in the said groups within your area of jurisdiction. The information obtained will be treated with utmost confidentiality and will be used only for the intended purpose.

Thank you,

Yours faithfully,

Catherine. J.A. Asundo

0722-914710

cc. The Director –Social services, Kakamega South District

Appendix III: Questionnaires for the group's officials and members

Please, note that all your responses will be treated with maximum CONFIDENTIALITY.
Be free to give your opinions, which will only be used for academic purposes.

Section A: Background information

Tick (√) as appropriate

1. What is your Division? Ikolomani South Ikolomani North
2. What is your gender? Male Female
3. How old are you? 15-20 Years 21-25 Years 26-30 31-35 Years Above 35 Years
4. How long has your group been a member of the group ?
Less than (1) year 1-2 years 2-3 years over 5 years
5. How many members does the group have?
Below 10 10- 15 16-20 Above
6. What position do you hold in your group?
Chairperson Secretary Member
7. How was the group formed? Through members initiative through outside initiative
8. How does the group fund for its activities? Group member's contribution Through Government grants Donor agency grants Loan from Banks and Micro-Enterprises Other (Specify)

SECTION B -Information on Agriculture programs

9. Which agricultural activity does your group engage in? Food crop Cash crop Animal production Any other
10. What is the acreage of your farm? 0-1 acres 1-5 acres 5-10 acre Over 10 acres

11. State whether the group has had the following outcome from its Agricultural activities.

Outcome	Yes	No
Enhanced food security in the community		
Enhanced demand for consumer goods and services		
Improved income for the members		
stimulated growth in the non-farm economy		
Other(Specify)		

SECTION C- Information on education programs.

12. At which level of education does your group contribute and participate at? Early childhood Primary Tertiary other (specify).....

13. How does your group contribute to the education needs in the Division? Advisory through representation on the school boards Provision of the physical facilities Provision of teaching materials Sponsorship to the students and pupils other (specify).....

14. State whether the group has achieved the following from its participation in the education programs in the District?

Achievement	Yes	No
Enhanced accessibility to school		
Enhanced retention of pupils and students in schools		
Enhanced the performance of students and pupils		
Boosted the teachers' morale		

Section B- Information on health programs

15 In which area does the group engage the community and other development agencies on health related issues? Preventive [] Curative [] Referral [] Any other (Specify)

16. What health programs does your group engage in? Child and Maternal health [] Food and Nutrition [] Malaria [] HIV/AIDS [] Any other (Specify).....

17. State whether the group has achieved the following from its involvement in the health programs in the Division?

Achievement	Yes	No
Reduced infant and maternal health		
Enhanced labour productivity in the Agricultural sector		
Enhanced behavioral change and reduced infection of HIV /AIDS		
Improved nutritional skills		

Section E: Information on Entrepreneurship programs

18. What kind of entrepreneurship activity does your group involve in?

Agricultural [] Non – agricultural (Specify).....

19. State whether your group has achieved any of the following from its entrepreneurial activity?

OUTCOME	YES	NO
Expanded the market of the product /service		
Improved group member’s income		
Created employment in the community		

APPENDIX IV: Questionnaires for government officials – Agriculture, health, social services and Youth

1. How can you comment on the socio-economic development of the rural communities of Kakamega south district? Relatively low [] Low [] High [] Relatively high []

2. What services do you provide to the community based organization in the implementation of their programs Financial [] Advisory [] Networking [] others(specify []

3. 3. Do you partner with Community based organization in the implementation of your programs in the District? Yes [] No []
If yes, in which aspect? Please state.....

If No, briefly state the reason.....

.....
.....

- 4 i. How would you rate the success of those programs and activities in which you involved the participation of the local community based organization?
Highly successful [] Successful [] Unsuccessful [] highly unsuccessful []

ii. How would you rate the success of those programs and activities in which you did not involve the participation of the local community based organizations?

Highly successful [] Successful [] Unsuccessful [] highly unsuccessful []

5. Do you agree that community based organization have a role in the socio-economic development of rural communities of Kakamega south district?

Strongly agree [] Agree [] Disagree [] strongly disagree []

Appendix V: Questionnaires for government officials – Education

1. How can you comment on the education standards of the rural communities of Kakamega south district? Relatively low Low High Relatively

2. Do you partner with Community based organization in the implementation of your programs in the District? Yes No

If yes, in which aspect? (Please state the program).....

.....

If No, briefly state the reason.....

.....

3. i. How would you rate the success of those programs and activities in which you involved the community based organizations

Highly successful Successful Unsuccessful highly unsuccessful

ii. How would you rate the success of those programs and activities in which you did not involve the participation of the local community based organizations?

Highly successful Successful Unsuccessful highly unsuccessful

4. At what level of education has the community based organizations greatly involved in improving the education standards in the district?

Early childhood Primary Secondary others (Specify).....

.....

5. Do you agree that community based organization have a role in the promotion of education standards in the district?

Strongly agree Agree Disagree strongly disagree