

**BEEKEEPING MICROENTERPRISES AND UNEMPLOYMENT IN NYATIKE
CONSTITUENCY, MIGORI COUNTY, KENYA**

BY

NDEGWA ATIENO GLORIA

D66/70806/2014

**A RESEARCH PROJECT SUBMITTED IN PARTIAL FULFILLMENT FOR
THE REQUIREMENTS OF THE AWARD OF THE DEGREE OF MASTER OF
SCIENCE IN ENTREPRENEURSHIP AND INNOVATIONS MANAGEMENT.
DEPARTMENT OF BUSINESS ADMINISTRATION**

UNIVERSITY OF NAIROBI

NOVEMBER 2016

DECLARATION

This project is my original work and has not been presented for the award of a degree in any other academic institution.

Signature

Date

Ndegwa Atieno Gloria

D66/70806/2014

This project has been submitted to the Board of Postgraduate Studies (BPS) for approval with the consent of my academic supervisor:

Signature.....

Date.....

Professor Bitange Ndemo

ACKNOWLEDGEMENT

There are several people who deserve immense heartfelt appreciation for their unlimited support and guidance during my study period.

First of all special thanks goes to my supervisor Professor Bitange Ndemo for his constant support, guidance, clear thinking, positive criticism and passion to see me excel. Thank you so much for your time, I enjoyed being your student and may our good Lord reward you abundantly.

I greatly appreciate the companionship of my colleagues in the MSC class 2014 class for their support and tolerance throughout the program.

I am entirely grateful to my brother and parents for their prayers and encouragement. You are simply the best. God bless you.

My greatest gratitude is to God the Almighty for seeing me through to the end. He is a faithful God and may His name be praised for ever more.

DEDICATION

To my parents Mr. and Mrs. Ndegwa Barrack for their prayers, unending encouragement, selfless support and sacrifices on my behalf and constantly pushing me to achieve the best I can.

To my brother Billy Ndegwa for all the support he has given to see me through this challenging education period.

TABLE OF CONTENTS

DECLARATION	i
ACKNOWLEDGEMENT	ii
DEDICATION	iii
LIST OF TABLES	vi
LIST OF FIGURES	vii
ABSTRACT	viii
CHAPTER ONE: INTRODUCTION.....	1
1.1 Background of the Study.....	1
1.1.1 Entrepreneurship practices.....	2
1.1.2 Unemployment in the labor force	2
1.1.3 Micro-enterprise concept	3
1.1.4 Beekeeping practices	3
1.2 Research Problem.....	5
1.3 Research Objectives	6
1.4 Value of the study	6
CHAPTER TWO: LITERATURE REVIEW	7
2.1 Introduction	7
2.2 Theoretical foundations of the study.....	7
2.3 Unemployment in the labor force.....	8
2.4 Microenterprise as a source of employment	9
2.5 Apiculture and employment in developing countries.	11
2.6 Empirical review	12
CHAPTER THREE: METHODOLOGY	14
3.1 Introduction	14
3.2 Research Design.....	14
3.3 Target Population	14
3.4 Data Collection Procedure	15
3.5 Data Analysis	15
CHAPTER FOUR.....	16

DATA ANALYSIS, RESULTS AND DISCUSSION	16
4.1 Introduction	16
4.2 Characteristics of the respondents.....	16
4.2.1 Number of respondents	16
4.2.2 Gender of the entrepreneurs.....	17
4.2.3 Marital Status of Respondents	17
4.2.4 Level of Education.....	18
4.3 Economic Aspects of the beekeeping enterprises	19
4.3.1 Type of business	20
4.3.2 Number of employees employed	20
4.3.3 Number of trainings attended by beekeepers.....	21
4.3.4 Number of years the firms have been operating	21
4.3.5 Addition of hives to the enterprises	21
4.3.6 Number of harvests per year	22
4.3.7 Quantity of honey per hive per harvest.....	23
4.3.8 Cost of honey per kilogram.....	24
4.3.9 Target Market.....	25
4.3.10 Discussion of Findings and how they link to the theories in the study.....	25
CHAPTER FIVE	27
SUMMARY, CONCLUSIONS AND RECOMMENDATIONS.....	27
5.1. Introduction	27
5.2. Summary of findings.....	27
5.3. Conclusions	28
5.4. Recommendations	28
5.5. Limitations of the study.....	29
5.6. Suggestions for further study	29
REFERENCES	30
APPENDICES	i

LIST OF TABLES

Table 4.2.3 marital status of respondents.....	18
Table 4.3.2 Number of employees	20
Table 4.3.7 Quantity of honey per hive per harvest.....	23

LIST OF FIGURES

Figure 4.2.2 Gender of the entrepreneurs	17
Figure 4.2.4 Level of education of respondents.....	19
Figure 4.3.4 Number of years of operation.....	21
Figure 4.3.5 Addition of hives to the venture	22
Figure 4.3.6 Harvests per year	23
Figure 4.3.8 Cost of honey per kilogram	24
Figure 4.3.9 Target Market	25

ABSTRACT

Unemployment is a big challenge in both developed and developing countries and various governments have taken steps in an effort to curb the high levels of unemployment faced by their citizens. Microenterprise formation and entrepreneurship have been widely pushed forth as a means to create employment and one of the areas of venture creation put forth in Kenya is the beekeeping industry. Beekeeping is seen as a business fairly easy to start with minimal capital requirement and not too labor intensive while utilizing very little land, Bradbear, (2009).

The study looks at the beekeeping industry in Migori County, Nyatike Constituency with an objective to determine its addition to the economy and in creation of employment in the area. Nyatike Constituency's beekeeping industry has been a beneficiary of both county and donor support. This support has been given in order to equip the locals with skills and opportunities to create self-employment and alleviate poverty in the area.

The methodology that the study uses to achieve its objectives is a mixed method research design in order to understand both the beekeepers and beekeeping as a business in Nyatike. The main finding of the study is that the beekeeping industry despite being a recipient of support from various government and non-governmental bodies in Nyatike, is still not achieving its main objective for which it was set up and that is to create employment. This is due largely to a lack of a good supply chain management and good business practice by the beekeepers because the trainings they receive do not focus on business essentials.

CHAPTER ONE: INTRODUCTION

1.1 Background of the Study

Rural unemployment is a major problem in Kenya which the government over the years has addressed through various funds, policies aimed at education, provision of credit and direct job creation. The people from the rural areas tackle their lack of employment by either starting up microenterprises or they migrate to the urban centers hoping to find employment which in turn increases the rate of unemployment in the urban areas as well Macharia, (2014). For those who do not migrate to the urban centers, many of the rural folks start new enterprises out of necessity in order to make ends meet and earn a living Mbugua, et al, (2014). Currently, due to the increase in population over the years and cultural practices of land division in the rural areas, the greatest challenge faced by the rural poor is lack of adequate land for farming (IFAD). Therefore a need to come up with solutions for employment in rural areas that do not require large tracts of land. Beekeeping is a practice that has been practiced worldwide for a very long time and can be an important sustainable and alternative source of income in rural areas and locally since it does not require large tracts of land and is not very labor intensive, Bradbear (2009).

The study adopted two theoretical foundations. The theories used are the resource based theory to look at the resources and capabilities of both the beekeeping enterprises together with the resources and capabilities associated with the beekeepers in relation to achieving competitive advantage and thriving in the market. The second theory is the demand and supply theory from a point of view of high rate of unemployment and how beekeeping enterprises are a solution to unemployment together with demand for apiculture products locally and internationally and whether or not the supply is being met by the beekeeping enterprises locally.

In Nyatike Constituency, Polytechnics to equip the youth with various trades and skills are coming up and government policies are in place to support youth particularly in the agricultural sector. Various non-governmental bodies have also come in to work with the county government to equip the youth to take up entrepreneurial opportunities in agribusiness by conducting trainings to the locals, Migori County Development Plan, (2013)

1.1.1 Entrepreneurship practices

Entrepreneurship is creation of enterprises taking into account associated risks with a view of making profit. It is a fairly new area locally and interest in the field of entrepreneurship has been growing steadily in recent years. This is because; entrepreneurship in a country which is associated with creation of new ventures with an aim of making profit has proved to be a reliable source of employment creation, Macharia (2014). SMEs are becoming increasingly important in terms of employment, wealth creation, and the development of innovation in both developed and developing countries. Studies over the years have traced a direct link between the existence of small and medium enterprises in a country and poverty alleviation and economic development Head, (2004).

Locally the importance and need for pushing forward entrepreneurship has been felt and this realization has led to the introduction of policies and funds to support entrepreneurship in the country in order to create employment and ensure economic development of the country (Bereket, 2010). Most of the local enterprises are based on crafts and trades, owned by sole proprietors and are run by the poor in the rural areas Macharia, (2014).

1.1.2 Unemployment in the labor force

Unemployment is a worldwide challenge that has been rising steadily for the past years and will continue rising. A study by the International Labour Organization shows that the number of unemployed people will hit two hundred and two million by the year 2019 ILO (2015). This high rate of unemployment is generally attributed to high growth of the population with little new jobs being created at the same rate. Unemployment is a big problem for many governments forcing many school leavers to venture into the informal sector and create microenterprises in order to make ends meet. They therefore opt for informal training in traditional apprenticeships and/or through other on-the-job means to master various trades that can equip them to start and operate microenterprises, Palmer, (2007).

The high unemployment rate in locally is due to a number of reasons which include: High population growth rate more than the economy can sustain, global economic recessions that have reduced the capacity of most economies to reduce unemployment which has led to many companies laying off most of their employees to cut down on operational costs. In the rural areas, most of the available jobs are seasonal for example those of manual labourers and the firms that are available produce below their capacity which leads to them employing few

people, Byrne & Strobl, (2001). Since there are more unemployed people than number of jobs available to cater for them, the youth opt to start microenterprises in order to make ends meet, Palmer, (2007).

1.1.3 Micro-enterprise concept

A microenterprise is a small business employing a small number of employees usually not more than ten people and it is started with little capital to provide goods and services for the community Kane (2010). The importance and contribution of microenterprises in stimulating growth and development is largely acknowledged particularly in those of developing countries. With the increasing rates of unemployment, microenterprises have become a very important medium of employment creation and income generation and this notion has been supported by academicians, politicians and government policies as well which subsequently led to the promotion of microenterprises as a means of job creation, poverty reduction and innovation by governments all over the world, Bereket, (2010).

Micro-enterprises are the main source of employment in developed and developing countries and are becoming very important in wealth creation and development of innovation in locally. They are important both at an individual level and nationally. For an individual they are a source of employment and help in elevating their standard of living and for the nation, they mobilize resources and complement large scale enterprises. This in turn leads to overall economic growth and development of a country, Mbugua , et al, (2014). However, due to the nature of their small size and the high exposure to risks owing to their location, a simple management mistake is likely to lead to sure death of a small enterprise, Nyangori, (2010). Over the years, various development plans aimed at both national and county development have been adapted with the purpose of supporting and establishing such enterprises in order to tackle two development problems facing the country; that of unemployment and poverty eradication, Kinyanjui, (2010).

1.1.4 Beekeeping practices

Beekeeping is a worldwide activity found in nearly all countries in the world. Apiculture and its associated products are well known worldwide and have a wide consumer preference in nearly all countries in the world. The practice of beekeeping also provides sustainable livelihoods to many small-scale farmers and other rural and urban beekeepers, Bradbear, Mejia, & Hlmi, (2011). Many countries have realized the importance of beekeeping and its

usefulness and as such efforts to encourage beekeeping interventions in small-scale can be found throughout the world to help the people strengthen their livelihoods.

Honey production and sale is not unusual in rural African countries. Many African women use it as a medium to add to their livelihoods by brewing and selling honey beer. The Ethiopian women for example make and sell the (honey wine) and non-alcoholic drinks based on honey, Bradbear, Mejia, & Hlmi, (2011).

According to an article on African business magazine, Kenya is the third largest honey producer in East Africa after Ethiopia and Tanzania respectively, Jiwaji, (2014). The country also has a potential for apiculture development that is estimated at over 100,000 tonnes of honey and 10,000 tonnes of beeswax per annum. However, due to lack of proper training for farmers, insufficient research of the existing beekeeping technologies, equipment, honey bee and product utilization, underdeveloped quality standards and lack of finances, the country currently produces only one fifth of its estimated potential, Mulupi, (2010). Small-scale farmers also face a challenge of poor record keeping due to lack of proper training on good record keeping in terms of finances and the progress and state of the hives and bees. The farmers also have very limited access to appropriate beekeeping equipment as they are either unavailable within their locality or too expensive. The marketing system of hive products in the country is underdeveloped and there is a low prioritization of beekeeping as a source of income in relation to other enterprises in the wider Agricultural sector.

Another factor that leads to the country producing honey in quantities that are not enough to meet demand is that honey produced is done mainly by small scale farmers and there aren't any commercial honey producers so companies exporting honey like Honey Care Africa and the Kenya Bee Keepers Association have to go around collecting small amounts of honey from farmers to get a substantial amount for both export and use in other areas, Mulupi, (2010).

Migori County Government recently rolled out a honey production and marketing project worth Sh3.7 million with the objective of maintaining food security in the county. The County government together with various non-governmental bodies procured 400 bee hives that were distributed among 20 groups of farmers from the two sub counties as part of the first phase of the project. The next phase will cover distribution of hives in the remaining six sub counties in the area, an exercise which is expected to begin in the next financial year,

Migori County Development Plan, (2013). The study intends to look into the role of beekeeping microenterprise as a source of income and employment for small scale farmers in Migori County seeing as the County has the necessary climate needed for beekeeping, there is ready market for the products, County government support and huge tracts of land to accommodate the activity in the area.

1.2 Research Problem

Rural unemployment is a major challenge in developing countries which can be solved by creating microenterprises which will take in the unemployed youth. With the recent push for entrepreneurship and development of entrepreneurial activities as a solution to unemployment, microenterprises are being created by people from all fields and industries. One of the fields benefitting from entrepreneurship is the beekeeping industry. Beekeeping is an age old practice that creates sustainable livelihoods both locally and internationally. It is fairly easy to start and maintain with the right equipment and training. Modern beekeeping in the country started in the 1960's and more than 50 years later, the country only produces only 20% of its potential. Other than the ease of starting it, the local government in collaboration with the private sector and training institutions has also created an enabling environment for the implementation of beekeeping activities, USINKEN, (2014).

Nyatike Constituency in Migori County Government together with other non-governmental organizations rolled out two projects in the county. One to build polytechnics to train the youth and another beekeeping project to create jobs in the county. However, since its inception, its utility has not been fully realized. It is not being taken up by the small scale farmers at a fast enough rate and those who take it up do not expand and grow their venture into something bigger so demand remains higher than available supply, Migori County Development Plan, (2013).

International studies have been conducted on beekeeping and sustainable livelihoods in Zimbabwe by Chazovachii, et al., (2013) that found beekeeping to be a solution to improving livelihoods as well as in Ethiopia by Bradbear, (2009), that showed that apiculture raised the living standards of the people in the rural areas. Locally, studies have been done on various types of hives and which ones gives the best yields of honey to a farmer who makes a living off beekeeping Tranmer, (2013) and how the various hives and environments affect yield of honey by the bees Gichora, (2003). The research study looked at apiculture as a source of

employment locally and seeks to examine the contribution of beekeeping microenterprise to unemployment alleviation in Migori County, Nyatike Constituency.

1.3 Research Objectives

- i. To determine the role of beekeeping enterprises in easing unemployment in Nyatike, Migori County.
- ii. To determine the contribution of beekeeping enterprises to Nyatike Constituency's economy

1.4 Value of the study

The study highlights factors that determine the success of apiculture. This will be important for those already in apiculture and those wishing to engage in beekeeping as a main and secondary source of income in giving them an understanding of the various solutions to the challenges faced in the industry leading to increased honey yield for the farmers and improved methods of beekeeping.

This information would help research organizations working with farmers involved in apiculture to understand problems and solutions to the challenges faced by the farmers. Other researchers and academicians who want to understand the challenges faced in the beekeeping industry and the available control measures may also use the findings of the study.

The government can also use the findings of the research to come up with policies that help the farmers practicing apiculture in terms of better access to bee keeping resources which will contribute in overall development of the country.

CHAPTER TWO: LITERATURE REVIEW

2.1 Introduction

This chapter reviews the available related literature. The literature is reviewed under the following headings: Theoretical foundations of the study, Unemployment in the labor force, Microenterprise as a source of employment, Apiculture and employment in developing countries and Empirical Review.

2.2 Theoretical foundations of the study

The study adopts two theoretical foundations while looking into apiculture as a solution to unemployment in developing countries. The theoretical foundations are; resource based theory and the demand and supply theory.

2.2.1 Resource based theory

The resource based theory views the application of resources owned by a firm in order to gain and sustain competitive advantage. These resources include both capabilities of the firm and resources owned by the firm Wikipedia, (2016). Apiculture requires various resources both in terms of man power and equipment as well and these can be used to create a beekeeping enterprise that thrives.

The resources available for use in the industry include beekeeping skills by the farmers, research in the field on better ways to conduct apiculture and proper equipment. Lack of skills is a major challenge facing apiculture in the country since most farmers in locally lack adequate skills on managing bees. The farmers are also not trained on the art of apiculture as a source of employment as well as handling hive products, lack of adequate research in the field and lack of proper equipment available for the farmers all hinder the development and survival of this sector according to Kuria, (2010). Most local beekeepers base their practice on indigenous knowledge that has been passed from one generation to the next. Since little research is going into the field, then new and better ways of carrying out the art are not being created and passed on to the farmers to ensure the industry can improve on the trade USINKEN, (2014).

2.2.2 Demand and supply Theory

The law of supply and demand is one of the fundamental principles in economic theory considered to govern economies. It is a state in which an increase in supply tends to drop the price or vice versa and an increase in demand increases the price of a commodity or service and vice versa, Adam, (2009). The research study has two areas that are affected by the demand and supply theory. The first is the unemployment rate in the country. Palmer, (2007) says the number of jobs available for the youth in the country that are of working age is too low to meet the demand for jobs by the youth. This makes an environment whereby the unemployed youth opt to venture into the informal sector and create microenterprises in order to make ends meet.

The second area is demand for honey both in the country and internationally is too high compared to the supply from the farmers in the country and around the world. The assurance for a market for the honey makes it a good business venture since market for products is usually a big challenge for most farmers in the country. The country is 80% arid and semi-arid lands which are fertile areas for honey production. Despite the country's great potential for honey production, only 20% of the country's honey production potential estimated at 100,000 metric tons has been tapped.

2.3 Unemployment in the labor force

Unemployment is a major problem in developing countries particularly in the rural areas. The poor form a majority of the people among the unemployed with many youth finding it difficult to acquire any kind of work, especially regular work. Rural unemployment rates are high and appears to have been rising over the past 20 years Turnham & Erocal, (1990). In African rural areas, there are high levels of unemployment and very few employment opportunities for those who make it to school and acquire a trade in a particular field. And over the years, land for farming activities has decreased drastically in rural areas due to the fact that population keeps on increasing while the land does not and so there is a need to create employment opportunities that require little or no land (IFAD).

The local unemployment Rate increased to 40 percent in 2011 from 12.70 percent in 2006. Unemployment Rate in the country averaged 22.43 percent from 1999 until 2011, reaching an all-time high of 40 percent in 2011 and a record low of 12.70 percent in 2006 Kenya National Bureau of Statistics , (2015). Unemployment as a problem has been addressed in developing

countries by the promotion, creation and support of microenterprises. This creates job opportunities both for the entrepreneur and also for the people they will employ to help sustain the business. Locally youths are being sensitized towards opening enterprises in order to tackle this problem. Various funds and projects by the government have been employed in order to ensure the youths are empowered to start their own ventures Munga & Onsomu, (2014). Unemployment levels locally at more than 40 per cent with most of those unemployed being the youth and semi-skilled and unskilled. The smaller proportions of those with higher education move to other major towns for further education or in search of better employment opportunities.

2.4 Microenterprise as a source of employment

The country has a number of sources of employment ranging from white collar jobs, blue collar jobs from the government and private sector together with various forms of self-employment within and outside agribusiness Worldbank, (2012). There is also a booming informal sector of small-scale traders, craftspeople, and local entrepreneurs known as the Jua Kali sector many of whom operate from roadside kiosks or single rooms in custom-built trading blocks SoftKenya, (2013).

Developing countries have a lot of untapped energy, resources and assets, and over the years all segments of the microenterprise informal sector have shown and proven that they are able to respond when empowered UNDP, (2004). According to Kinyua (2014), the solution to economic growth problems in developing countries is largely dependent on the performance of microenterprises. The establishment of small scale industries comes with a lot of gains which can be seen in the generation of employment at a low investment cost. The Small and medium Enterprises (SMEs) sector plays an important role in the overall industrial economy of the country. In recent years the SME sector has consistently registered higher growth rate compared to the overall industrial sector which can be largely attributed to its low cost capital investment. The SME sector has employed an estimated 11 million people spread over 2.2 million enterprises and the labor intensity in the SME sector is estimated to be almost 4 times higher than the large enterprises in the country Gad, (2010).

In most developing countries, micro & small enterprises are mostly owned and operated by the poor in society. Since the poor lack finances to operate businesses, the government sought to address this by establishing special funds to increase access to credit to enable unemployed persons pursue self-employment. The funds are Youth Enterprise Development Fund,

Women Enterprise Development Fund, and Uwezo Fund Macharia, (2014). The informal sector constitutes 82.7 per cent of the total employment locally, and in the year 2014, it created 693.4 thousand new jobs. There was also an estimated increase of the total number of self-employed and unpaid family workers within the modern sector estimated to have gone up from 83.8 thousand in 2013 to 103.0 thousand in 2014. A phenomenon which could partly be attributed to starting up of businesses by women and youth following access of grants and interest-free loans from program such as Uwezo fund Kenya National Bureau of Statistics , (2015).

Microenterprises are not a new thing in locally. There are 2,608 registered women Groups and 2,164 registered youth groups in the area of study and a cottage industry that is still at its infancy with over 5,000 artisans registered in 200 Jua kali associations. Most of these associations are dormant and have therefore not been able to marshal sufficient capital to drive change and harness creativity of the indigenous populations. Major trades in the industry include carpentry and joinery, metal and mechanical works. Effort is being made by the county government in collaboration with development partners to offer wider markets for their products Migori County Development Plan, (2013).

Access to funding has the potential to positively affect microenterprise performance Kinyua, (2014), however other factors have been found to have an effect on them as well. These factors include professional management with the application of innovative ideas and good business practices which address business constraints to survival. Addressing these ensure that microenterprises are a lasting solution to the unemployment problem in rural areas. This will come with a number of benefits which include reduction of excessive concentration of population in the country's largest cities which occurs due to the rural-urban migration in search of employment, promotion of secondary towns, fostering productive linkages between agriculture and other sectors of the economy, and bringing renewed economic growth to all the regions Kinyanjui, (2010).

Locally, about 10 per cent of the population are self-employed operating small businesses located in major centers in the county. The percentage of self-employed is small and can be directly attributed to a number of factors ranging from lack of enabling social amenities such as power and good road networks to poverty, inaccessibility to credit facilities due to lack of collaterals is also a contributing factor to the low rates of self-employment in the county. The major activities performed by those who venture into owning microenterprises include retail

trade, cottage industries and value-added agriculture Migori County Development Plan, (2013).

2.5 Apiculture and employment in developing countries.

The government first introduced modern apiculture inclusive of training programs for honey and beeswax inspectors in the country to various communities during the 1950's which eventually led to the creation of beekeeping demonstration centers in different parts of the country. In 1971 a national project on beekeeping took place with the assistance from Canadian International Development Agency (CIDA). The project led to the establishment of bee-keeping co-operatives, honey refineries and equipment workshops in the country with the greatest achievement of that project being the establishment of the National Beekeeping Station in 1982. USINKEN, (2014).

The apiculture sector is a lucrative trade even using simple management techniques, but needs to consider local culture and economy for it to be successful. As an agricultural enterprise apiculture can be started with equipment and tools that can be sourced locally and in many instances skills and knowledge required for such an enterprise are found within local traditions. As a business enterprise it offers not only diverse products, for example honey and wax among others, which can be sold in local markets and become an important source of regular income for farm families, but can also provide complementary services, such as crop pollination Bradbear, Mejia, & Hlmi, (2011).

Bees basically take care of themselves and apiculture is a simple and highly rewarding source of income for the farmer. It requires little land which doesn't have to be fertile, honey does not go bad no matter how long it stays, very low initial capital compared to other businesses is needed, low labor requirement, many different products from it; i.e. honey, beeswax, propolis, bee venom, royal jelly, bee colonies, bee brood, queen bees and package bees, and the bees help farmers by pollinating plants and crops around it thus increasing yield (National Farmers Information Service, n.d.).

Apiculture helps more than just the beekeepers. In engaging in the beekeeping trade, all equipment used is made and mended locally which, in turn, contributes to the livelihoods of other local people other than the farmers engaging in the project. Farmers practicing in other forms of agriculture in the area also benefit from good produce caused by the bees pollinating their plants while searching for nectar Bradbear, (2009).

The craft of beekeeping has been practiced throughout the world and has traditionally been part of village agriculture, however, as a source of employment it does not attract much attention. When apiculture is introduced into people's livelihood strategies there are various possible outcomes for the region which include income and creation of employment, as well as strengthening livelihoods and alleviating poverty and is also crucially important for agricultural well-being Bradbear, (2009). Apiculture an enterprise fits in very well with small-scale farmers' livelihoods Bradbear, Mejia, & Hlmi, (2011). It can be an important sustainable and alternative source of income in rural areas, benefiting communities living in and around forests. Apiculture can therefore be considered a viable commercial and protective measure always to be considered and integrated in national forest programs and other development strategy planning (Lietaer).

Traditional beekeeping works very well in the absence of theft and disease. With marketing as one of the main challenges, marketing schemes have usually worked best where the beekeepers themselves have been most fully involved whether on a group or individual basis. With adequate training and encouragement of many more small-scale beekeepers, greater success in apiculture would be achieved Paterson, (2000).

2.6 Empirical review

In rural areas, the supply of employment opportunities is much lower than the demand for employment (IFAD). Developing countries which are the hardest hit by unemployment have addressed the issue by promoting the creation and support of microenterprises. According to a report in 2010 by the Kauffman Foundation, it was noted that, historically, net new job creation come from startups Kane, (2010) and locally the government together with non-governmental organizations like World Vision and IFAD have come together to sensitize the youth towards opening enterprises in order to create job opportunities and reduce unemployment levels in the country Munga & Onsomu, (2014).

Almost all developing countries have the favorable natural environment and the potential for building sustainable livelihoods in apiculture in the rural areas. With the necessary financial, extensional and technological support, beekeeping can be exploited fully and lead to a reduction in poverty (Lietaer). Apiculture can be integrated into small farms in the rural areas to increase incomes and enhance livelihoods Bradbear, (2009). Apiculture is a practice that when carried out well contributes to the uplifting of the rural communities. A study done in Chitanga village in Zimbabwe that was experiencing low agricultural productivity due to

poor and infertile soils found that the people turned to beekeeping and as a result, the village experienced employment creation and an increase in the number of livelihood activities in the area Chazovachii, et al., (2013).

Bearing in mind the ability of apiculture to create solutions to unemployment, Migori County government has sourced for donors inclusive of IFAD, Care Kenya and World Vision working together with the County government as well to carry out various beekeeping activities in the county. This has been done with the objective of addressing the vast majority of youth in Migori County facing unemployment. They give the beehives to the unemployed persons in Migori then come up with trainings for the people allocated the beehives in order for them to be self-employed and make a living Migori County Development Plan, (2013).

The study adopts two theoretical foundations, the resource based theory to look at the resources needed to thrive beekeeping enterprises and the demand and supply theory in terms of unemployment and beekeeping enterprises together with the products from the apiculture trade for beekeeping enterprises in Nyatike Constituency. Unemployment is a major challenge in rural areas and has been rising rapidly over the past years Turnham & Erocak, (1990). SMEs play a big role in creating employment Gad, (2010) therefore the Migori County government together with some non-governmental bodies have joined forces to try and reduce the level of unemployment by introducing the trade of apiculture to the county residents. Most activities in the area revolve around farming and beekeeping as a business offers diverse products together with complementary services like crop production Bradbear,(2009), therefore the county government saw it as a good solution to unemployment with other advantages to other farmers as well.

CHAPTER THREE: METHODOLOGY

3.1 Introduction

This chapter presents the research methodology adopted in conducting the study in order to achieve the study's objective which is to assess the role of beekeeping microenterprise in employment creation in Nyatike Constituency, Migori County. The chapter is structured into research design, target population, data collection procedure and data analysis.

3.2 Research Design

The study used a mixed method research design. First a descriptive quantitative method and then a qualitative method to gather and analyze unstructured questions that were necessary to understand the beekeepers in Nyatike. Descriptive research involves going into the field and addressing the target population to ask on certain issues about the topic under study Creswell, (2003). The purpose of a quantitative research is to quantify data and generalize results from a sample to the population of interest while that of qualitative research is to gain an understanding of underlying reasons and motivations. Holbrook, Coffey , & Atkinson, (1996) The study therefore uses both designs as a mode of collecting and analyzing data based on the research problem.

3.3 Target Population

The target population is all 100 beekeepers from the 20 registered groups operating within Nyatike Constituency that were a beneficiary of the promotion of apiculture by the County government and international organizations like IFAD, Care Kenya and Word Vision. The groups received 400 beehives in order to start beekeeping microenterprises. Each group contains about 5 members leading to a total of 100 people. The beekeeping enterprise owners allocated the hives were targeted since they were actually the main force behind the establishment and running of the respective enterprises. The numbers of employees in a firm was used to determine the ability of the firms to create employment.

The study focused on the individuals in the groups because they were the first groups in the county that were awarded beehives as part of the first phase of a two phase beekeeping project by the County government. A census was used as a method of acquiring and recording information systematically from the target population.

3.4 Data Collection Procedure

The study utilized both secondary and primary data. Primary data is information collected for a research project and it is collected or observed directly from first-hand experience. Primary data was collected using group interviews and structured and semi structured questionnaires. The respondents are the members of the 20 groups that received the 400 hives from the county government in Nyatike. The study used questionnaires to collect primary data for a number of reasons. First of all, questionnaires are cost effective, they are easy to analyze and familiar to most people and they reduce bias. There is uniform question presentation to all, the researcher's own opinions will not influence the respondent to answer questions in a certain manner, there are no verbal or visual clues to influence the respondent and they are less intrusive than telephone surveys McLeod, (2014). Secondary data is data that has been previously collected and for this study comprised of reports obtained from Migori County livestock production officers.

While in the field the research would use observational and mixed methods to gather essential data that complements the strength of the quantitative data. The mixed method of data collection is characterized by the use of two or more methods used to confirm, cross-validate, or corroborate findings within a study Creswell, (2003).

3.5 Data Analysis

The questionnaires were checked to ensure they were all well completed. The data was then edited, classified and tabulated to analyze quantitative data using Excel 2013. Quantitative data was analyzed descriptively by using statistical techniques such as frequency counts, percentages, arithmetic means, modes, and tabulation. After analysis of the data obtained, the data was then presented using frequency distribution tables, graphs and pie charts for easy understanding and representation. The qualitative data was then analyzed through qualitative content analysis and presented descriptively Holbrook, Coffey , & Atkinson, (1996).

CHAPTER FOUR

DATA ANALYSIS, RESULTS AND DISCUSSION

4.1 Introduction

This chapter presents the results of the analysis of the responses made to the questionnaire schedules administered to the beekeepers operating within Migori Nyatike Constituency area and the interviews administered to the group leaders. The overall objective of the study was to find out the role of beekeeping enterprises in easing unemployment and the general contribution of beekeeping enterprises to Nyatike Constituency's economy. This chapter has therefore been presented in three sections, the first section covering the respondent's background information, the second section dealing with the economic aspect of the businesses and the third section covers information on support given to the beekeeping enterprises in the Constituency and challenges faced by them.

4.2 Characteristics of the respondents.

The characteristics of respondents are vital in gaining basic information regarding the beekeepers in Migori County, Nyatike Constituency; it will also give information on gender and marital status among men and women as it's also important in determining the gender dominance in the field of beekeeping within the Constituency. In addition to this it will also be a source of data on level of education, whether the various SMEs are a sole proprietor, partnership or Limited company as well as the size of the organization based on the number of employees both full time and part time.

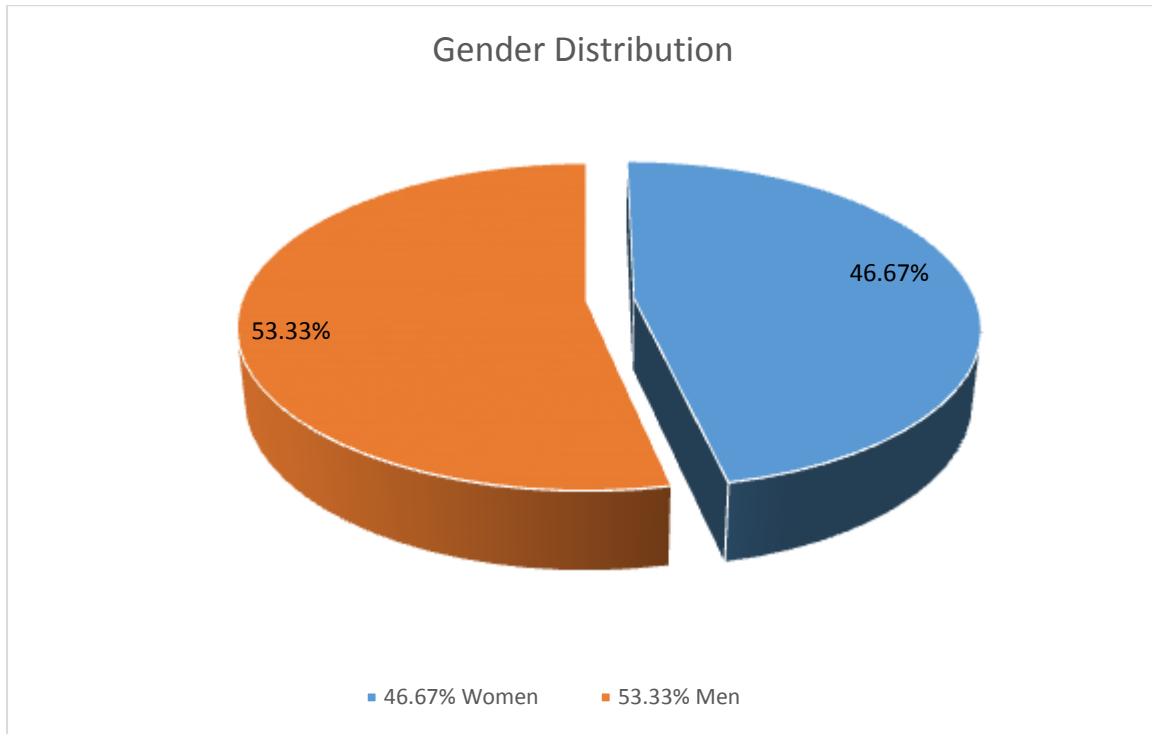
4.2.1 Number of respondents

The response rate is important in showing the number of respondents who responded to the issued questionnaire. It also helps the researcher to determine if the number of respondents was good enough to form an opinion. The higher the number of respondents the more reliable the information obtained. Out of the 100 questionnaires issued, 10 were not brought back by the respondents while 15 were incomplete, 75 came back fully filled which represents 75% response rate by the target population. The researcher gave the questionnaire to the respondents, left them with the questionnaires and picked them at a later date giving them ample time to respond.

4.2.2 Gender of the entrepreneurs

The gender of the respondents showing the distribution of men and women beekeepers in the county was analysed and tabulated below:

Figure 4.2.2 Gender of the entrepreneurs



Source: Research Findings

The findings in the figure show that 53.33% of the respondents were male while 46.67% were female. The gender disparity among the respondents is not significant indicating that beekeeping enterprises are run by both genders at more or less the same proportion with a slightly higher percentage among the men. This could be attributed to the fact that most men run businesses while their wives either work elsewhere or don't work at all. Another reason would be the cultural belief that property should be owned by men and men have a higher chance of succeeding in business than women.

4.2.3 Marital Status of Respondents

The respondents were required to indicate their marital status to give the status of business owners who run beekeeping SMEs in Nyatike constituency. The results are tabulated in the table below;

Table 4.2.3 marital status of respondents

	Frequency	Percentage	Cumulative Percentage
Divorced	0	0	0
Single	5	6.67%	6.67
Widowed	20	26.67%	33.34
Married	50	66.67%	100
Total	75	100%	

Source: Research Findings

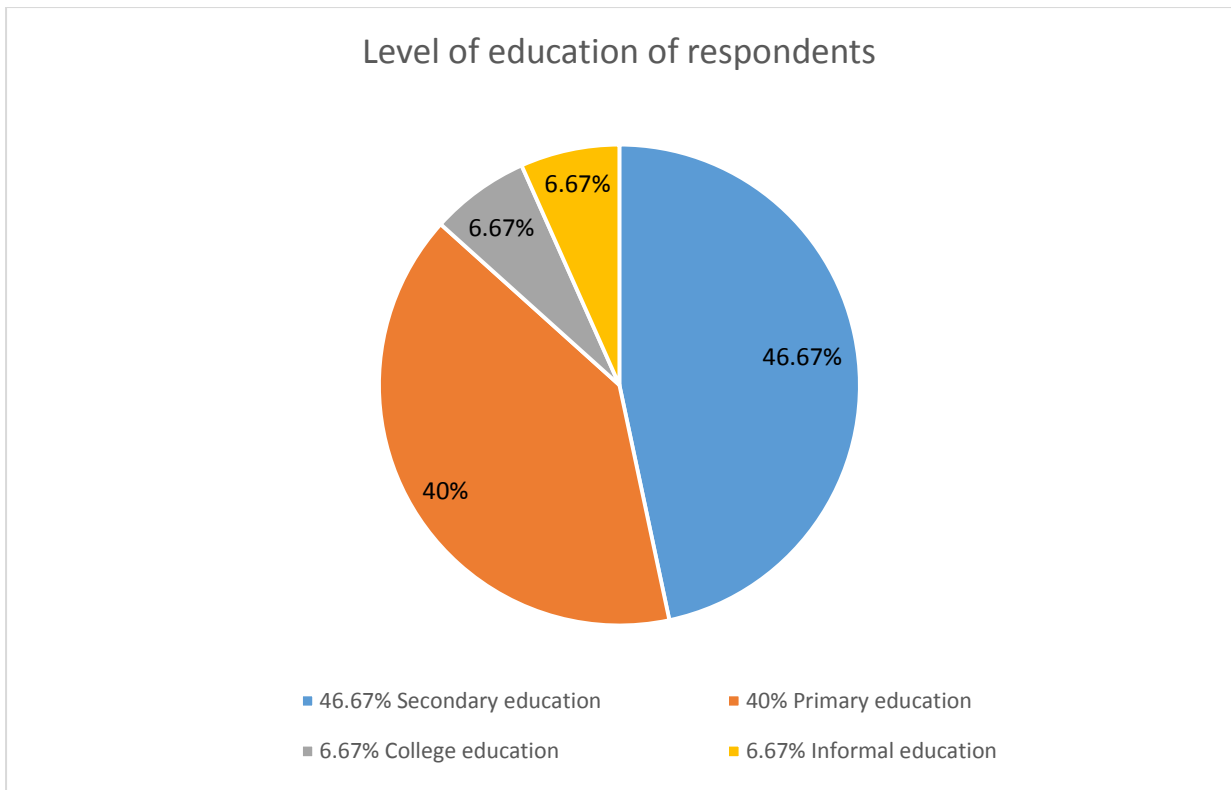
The results show that the highest percentage of beekeepers in the area is married. This means that most owners have attained the age of marriage and form part of the largest age group in the constituency which is also the labour force and ranges between the ages of 15-64.

The research also determined that a big number that form part of the beekeepers are the widows in the community. This was attributed to the fact that the County government allocated the hives to groups and the widows in the area form various groups in order to take part in business ventures to sustain themselves and their families.

4.2.4 Level of Education

The respondents were required to indicate their level of education. This is important in giving the researcher information on the expertise of the beekeepers in the area in various fields and trades. The results obtained are shown in figure below:

Figure 4.2.4 Level of education of respondents



Source: Research Findings

The findings show that the highest percentage (46.67%) of the beekeepers have up to secondary education followed closely by primary level education at (40%) while college and informal education levels are at a lower percentage of 6.67% among the beekeepers. This shows that most beekeeping SMEs in the area are owned by the less educated in the community rather than with the educated seeking self-employment due to unavailability of jobs or even a desire to be self-employed.

4.3 Economic Aspects of the beekeeping enterprises

The economic aspects of the beekeeping enterprises gives us information on things like the type of business, the amount of income that flows into the enterprise, the number of jobs created and can help us determine how well a business is performing and the kind of impact it is having on both the entrepreneurs as well as the community it is located in.

4.3.1 Type of business

The type of business is defined based on its legal registration status. There is a sole proprietor where the business is registered and operated by the owner as a sole owner, there is a partnership where a business is owned jointly by two people either friends, spouse or just a strategic business partner and limited company which has a number of owners each with a certain percentage of ownership. The research determined that all the beekeeping enterprises in the study were partnerships. This is largely attributed to the fact that the hives were given to the community members by various organizations that allocated the hives to groups and not to specific individuals.

4.3.2 Number of employees employed

The number of employees employed was required to let the researcher know whether or not these enterprises are creating employment for anyone else other than the owners.

Table 4.3.2 Number of employees

	Frequency	Percentage	Cumulative Percentage
No employees	65	86.67%	86.67%
Less than 5 employees	10	13.33%	13.37%
More than 5 employees	0	0	100%
Total	75	100%	100%

Source: Research Findings

Out of the total respondents, only 10 had employees while the other 65 did not have any employees working for their enterprises. This shows that a majority of the enterprises are operated and run by their owners and create employment for the owners alone.

Another aspect to note is that the firms that had contracted employees, had at most two employees all of whom have lower than a primary level of education. The beekeeping employees earn an average wage of 500Ksh and below per month by their various employers.

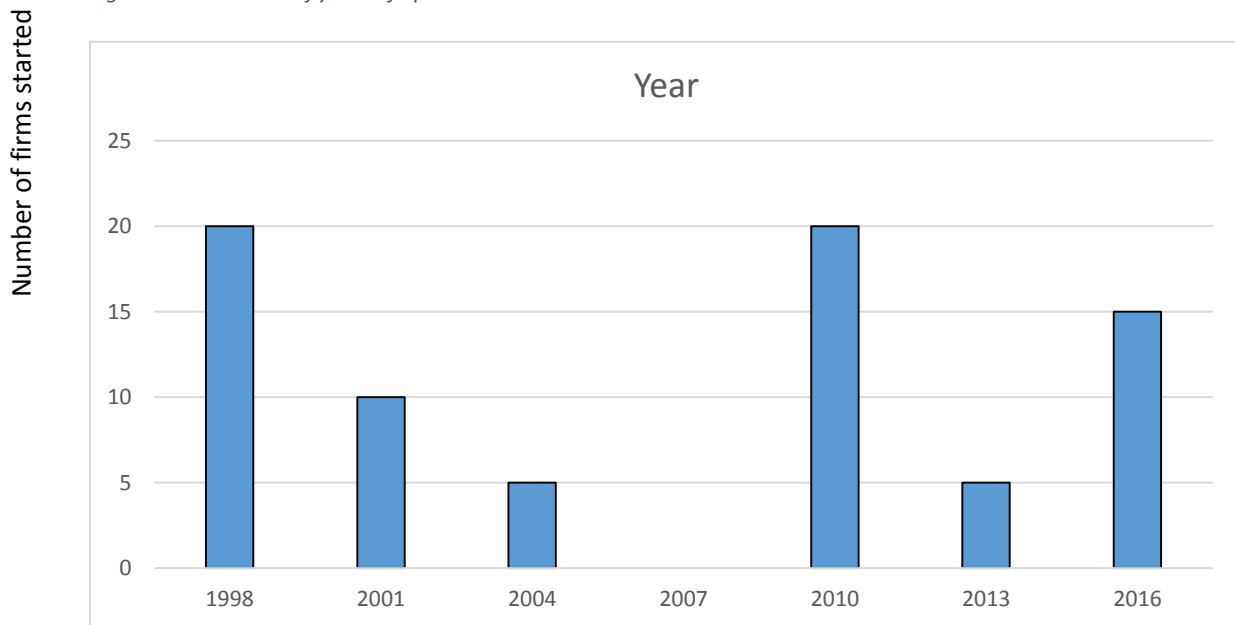
4.3.3 Number of trainings attended by beekeepers

The number of trainings attended is important in determining whether the beekeepers have necessary support from the funding bodies that will equip them with relevant knowledge on the trade. The findings from the research undertaken indicated that the respondents have all been taken through some form of training in the beekeeping field. This training is regular and continuous as per the research results. The beekeepers attend a minimum of one training per year and a maximum of three.

4.3.4 Number of years the firms have been operating

The respondents were asked how long their firms have been operational. This is important for the researcher when comparing number of years of operation in relation to the number of employees the firm has acquired. The findings are shown in figure

Figure 4.3.4 Number of years of operation

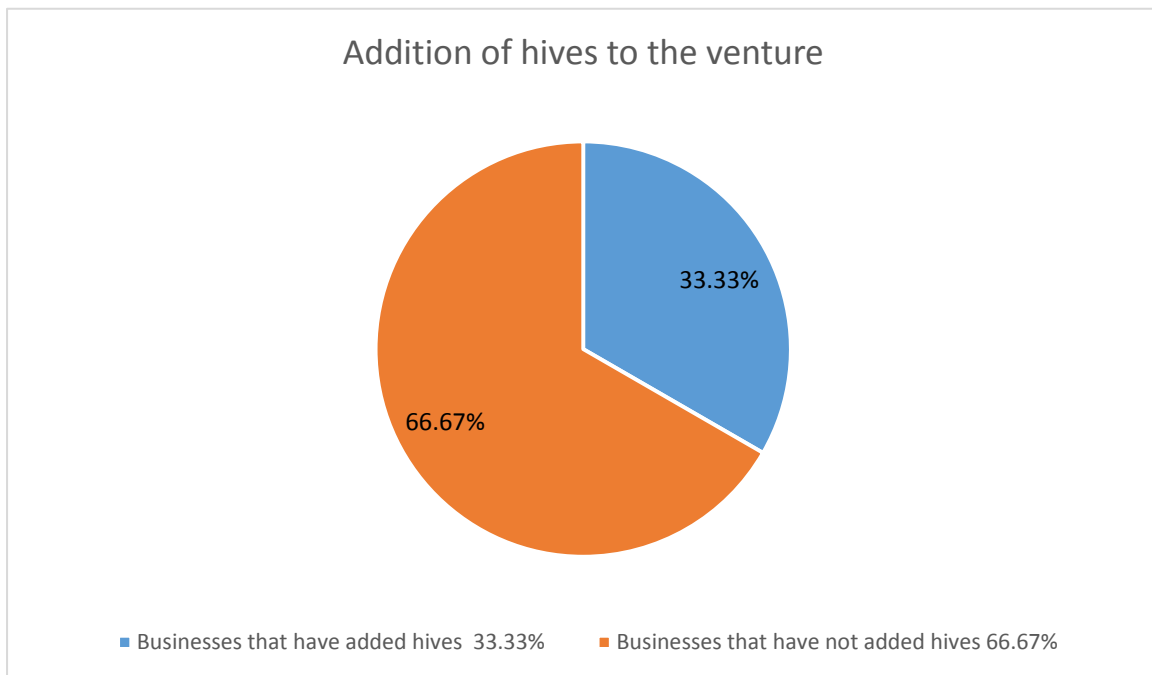


Source: Research Findings

4.3.5 Addition of hives to the enterprises

The respondents were asked how many more hives if any they have added to the venture from the proceeds of the business or from their own personal accounts. This information is important to determine growth of an enterprise. The results are shown below

Figure 4.3.5 Addition of hives to the venture



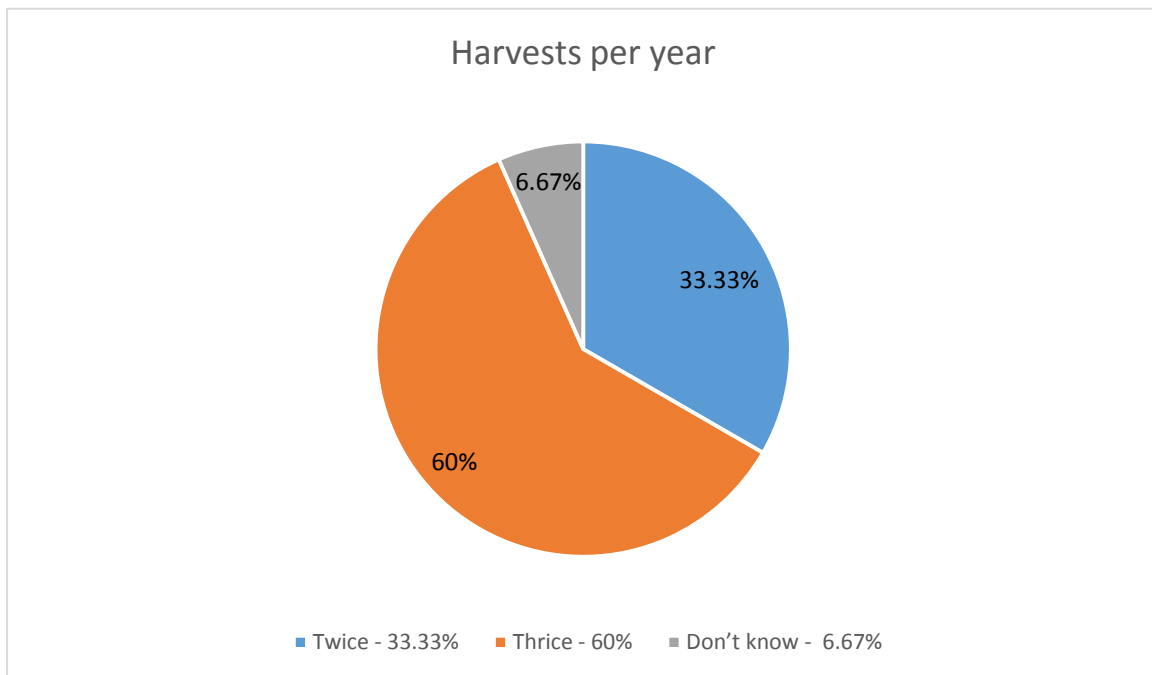
Source: Research Findings

According to the findings, only 33.33% of the businesses had added hives from the proceeds of the venture while the rest of the 66.67 % of the businesses had not added any more hives to the venture from the date the business began. This shows that only a small number of beekeeping enterprises are expanding or growing in terms of number of assets owned in the form of hives.

4.3.6 Number of harvests per year

The number of harvests per year is important in determining the quantity of honey produced by the farmers each year and is useful in calculating the profitability of the venture. The results are shown below;

Figure 4.3.6 Harvests per year



Source: Research Findings

As shown above, a majority of the respondents (60%) harvest thrice a year while a good number (33.33%) harvests twice a year with a small percentage of 6.67% of the beekeepers not keeping a good record of the number of harvests they have per year.

4.3.7 Quantity of honey per hive per harvest

The respondents were asked on the quantity of honey they get per harvest. This will help the researcher determine how efficiently the hives are producing by comparing the results to the amount expected from a standard beehive. The results are tabulated below

Table 4.3.7 Quantity of honey per hive per harvest

Amount of honey per hive.	Frequency	Percentage	Cumulative Percentage
7kgs	20	26.67%	26.67%
5kgs	30	40%	66.67%
6kgs	5	6.67%	73.34%
10kgs	5	6.67%	80%

-	15	20%	100%
Total	75	100%	100%

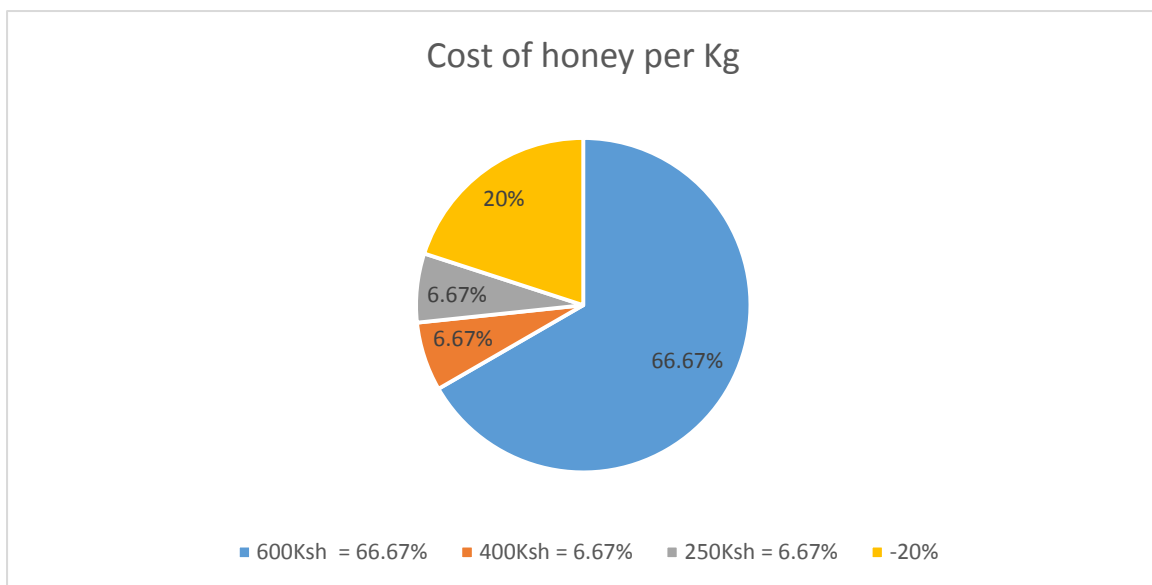
Source: Research Findings

The results show that the highest amount of harvest per hive is 10kgs of which 6.67% of the respondents are able to harvest. This is followed closely by 7kgs which 26.67% of the beekeepers harvest this much honey per hive during each harvest. 40% of the respondents harvest a total of 5kgs of honey per hive, while 6.67% of the respondents harvest 6kgs per hive during each harvest. 20% of the respondents did not feel comfortable disclosing how much honey they harvest per hive during each harvest.

4.3.8 Cost of honey per kilogram

The question on the amount of money they sell the honey per kilogram was to enable the researcher to calculate how much income the sale of honey is able to generate for the beekeepers. The results are shown below.

Figure 4.3.8 Cost of honey per kilogram

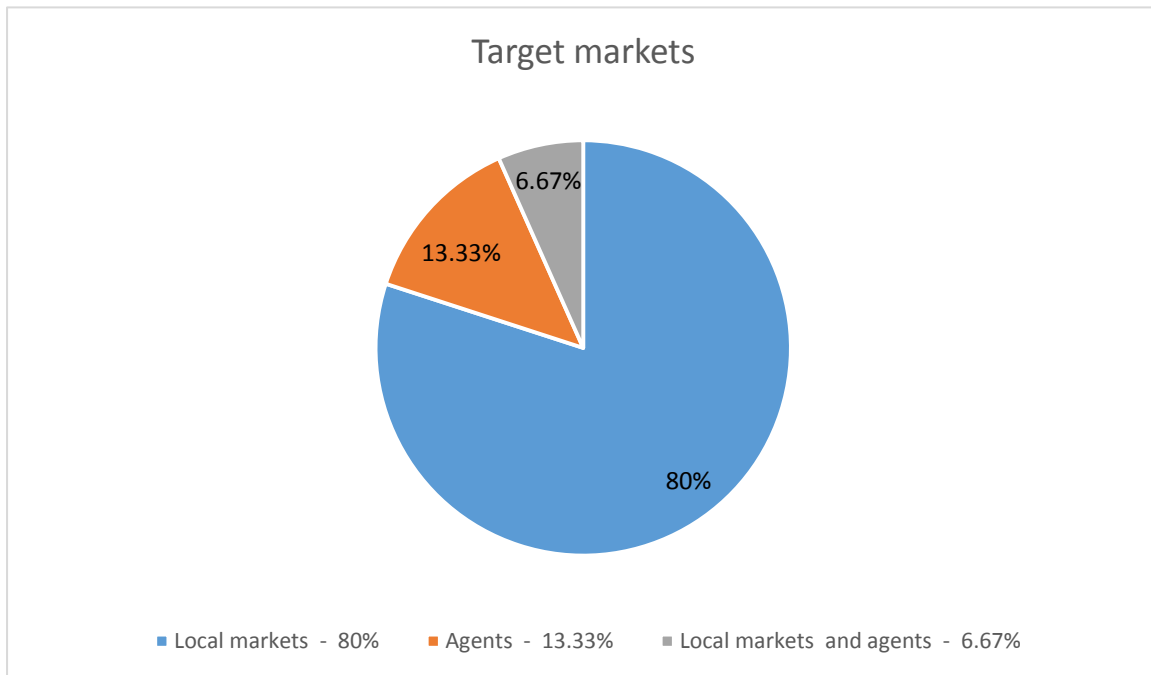


The results show that a big majority of 66.67% of the beekeepers sell their honey at 600Kshs followed by 6.67% of the beekeepers who sell their honey at 400Ksh and 6.67% who sell at 250Kshs per kilogram of honey. 20% of the respondents were uncomfortable disclosing the amount in Kenyan shillings at which they sell their honey.

4.3.9 Target Market

The respondents were asked the target market to which they sell their honey to. This information was to help the researcher determine whether or not the beekeepers have a wide market or they are confined to their respective locality.

Figure 4.3.9 Target Market



Source: Research Findings

The results show that a big percentage (80%) of the honey produced by the beekeeping enterprises is sold locally. 13.33% of the beekeeping enterprises sell through agents and specifically Karungu beekeepers Association. While the remaining 6.67% of the enterprises use both agents and sell the honey locally as well.

4.3.10 Discussion of Findings and how they link to the theories in the study

The study adopted a resource based theoretical foundation. The resource based theory views the application of resources inclusive of capabilities and resources owned by a firm in order to gain and sustain competitive advantage Barney, (1991). The research findings indicate that a lot of training goes into trying to equip the farmers with knowledge on beekeeping strategies and how to run the businesses effectively. However, despite the many trainings that the farmers go through, their various firms are not growing or expanding in a manner that can

bring notable economic development to the owners. Another element that stood out was that there are certain equipment that beekeepers need to help in the activities particularly harvesting that the beekeepers do not have access to thereby limiting the availability of harvesting resources.

The study also adopted a demand and supply theory and determined that the supply chain is broken between the honey producers and the market. There is a wide market for honey globally however the beekeepers in the county only have access to local markets and brokers. These two avenues although proving market for their products, buy from them at a very cheap price which is not good for the business while considering economic growth.

CHAPTER FIVE

SUMMARY, CONCLUSIONS AND RECOMMENDATIONS

5.1. Introduction

The research objective was to determine the contribution of beekeeping microenterprise to unemployment alleviation in Migori County, Nyatike Constituency. This chapter presents the summary of findings, conclusion and recommendations on the same.

5.2. Summary of findings

The study had two specific objectives which were to determine the role of beekeeping enterprises in easing unemployment in Nyatike, Migori County and to determine the contribution of beekeeping enterprises to Nyatike Constituency's economy.

The study distributed a questionnaire which assisted in examining the effect of the beekeeping enterprises on Migori County's economy. The sample size was the same as the population of the study and response rate was 75% comprising of 75 beekeepers in 20 registered groups. Data was analyzed using Excel.

The study found that lack of a good supply chain system is a problem in Nyatike Constituency for the beekeeping enterprises. The beekeepers harvest their honey but are forced to sell locally due to lack of access to other markets. Selling locally or through agents doesn't get the best prices available and so cannot give them adequate income.

The study also found that the amount of honey produced by the beekeepers is not sufficient in generating sustainable income or economic development of both the farmers and the community. This is due to the fact that they have very few hives, they harvest twice or thrice a year and harvest a small amount of honey from the hives. The amount of time it takes waiting for harvest and the amount of money the honey gives to the beekeepers once sold does not translate to a sustainable source of livelihood.

The study found that the beekeepers in Nyatike Constituency are taken through a number of trainings by the county government and sponsoring bodies both before allocation of the hives and after hive allocation. However the trainings do not seem to be very effective in ensuring the growth of the enterprises or in creation of employment by the beekeepers. Some of the

suggestions cited by the beekeepers regarding the trainings were concerning an improvement on harvesting skills trainings.

The study found that the beekeeping ventures are owned and run by the founders and do not go beyond creating employment for the owners. The various beekeeping ventures also are not performing very well economically in that they do not generate enough revenue to make them a successful venture and most beekeepers have to engage in other business activities like chicken and fish farming to make ends meet. The study therefore concluded that beekeeping in Nyatike Constituency is not doing much to reduce the level of unemployment in the area.

5.3. Conclusions

The study concluded that the beekeeping enterprises are not performing well in terms of employment creation. The owners do not expand their businesses nor create employment by employing people. From the findings, the study concludes that the beekeeping ventures in Nyatike Constituency are also not performing well enough to have a notable effect on the economy of Migori County.

5.4. Recommendations

This study makes several recommendations for policy implementation as well as for further research.

The study established that the trainings although regular and regularly attended as well are not addressing the issue of building a beekeeping business and growing it. This is clearly seen in the beekeeping venture's lack of growth and expansion or creation of employment in that area. The donors and the county government can therefore sit down together and come up with trainings specifically targeting the issue of beekeeping as a business and best practice for expansion and growth.

The study also found that the main market for the honey in the area is local markets and agents. The government can come together with the donors and develop a supply chain structure that will tackle this. This is by seeking for better markets outside the county that will enable the beekeepers to sell at higher prices. The government and the donors working together can then collect the honey from the beekeepers and deliver it all as one to the market. This will reduce cost of getting the product to the market and increase income in terms of a higher selling price.

The government can also help the farmers in value addition process for their honey as well as adding new products other than honey such as creation of candle from the wax. This will add sources of revenue from the same venture.

5.5. Limitations of the study

Due to the low level of education of the respondents, some questionnaires we filled incorrectly and therefore could not be used when analyzing the data collected.

Other questionnaires were not returned by the respondents some claiming to have lost them while others just not showing up when the date set for recollection arrived.

5.6. Suggestions for further study

It is recommended that further study could be undertaken focusing on how to develop the beekeeping industry in Nyatike and aggregate resources in order to increase honey production and thereby create room for business expansion and creation of more jobs in the area.

Further study could also be undertaken in supply chain management. How donors and the county government can implement strategic methods of collecting all the honey produced from the farmers and sourcing for better markets for their products.

A study could also be conducted on the availability of beekeeping equipment and harvesting facilities for the farmers and the effect it has on overall productivity of the various beekeeping firms in the area.

REFERENCES

- Action Africa . (2014). *Microenterprise*. Retrieved February 9, 2016, from ActionAffrica: http://www.actionafrica.org/th_gallery/micro-enterprise/
- Adam, G. (2009, July 10). *Economic Theory – Supply and Demand*. Retrieved from Science 2.0: http://www.science20.com/gerhard_adam/blog/economic_theory_%E2%80%93_supply_and_demand
- Barney, J. (1991). Firm Resources and Sustained Competitive Advantage. *Journal of management*, 99-120.
- Bereket, T. (2010, June). The Role of Micro and Small Enterprises in Employment Creation and Income Generation . Mekelle, Tigray, Ethiopia.
- Bradbear, N. (2009). *Bees and their role in forest livelihoods: A guide to the services provided by bees and the sustainable harvesting processing and marketing of their products*. Retrieved from Food and Agriculture Organization: <http://www.fao.org/docrep/006/y5110e/y5110e02.htm>
- Bradbear, N., Mejia, D., & Hlmi, M. (2011). Beekeeping and sustainable livelihoods. In *FAO Diversification booklet number 1* (2nd ed., p. 1). Rome, Italy. Retrieved from <http://www.fao.org/3/a-i2462e.pdf>
- Byrne , D., & Strobl, E. (2001). *Defining Unemployment in Developing Countries: The Case of trinidad and Tobago*. Nottingham: University of Nottingham. Retrieved from State of Youth Unemployment in Kenya
- Chazovachii, B., Chuma, M., Mushuku, A., Chirenje , L., Chitongo, L., & Mudyariwa, R. (2013). Livelihood Resilient Strategies through beekeeping in Chitanga village, Mwenezi District, Zimbabwe. *Sustainable Agriculture Research*, 2(1), 124-132. Retrieved April 18, 2016, from <http://ageconsearch.umn.edu/bitstream/231342/2/p124%28124-132%29.pdf>
- Creswell, J. W. (2003). *Research Design: Qualitative, Quantitative, and Mixed Methods Approaches*. Boston: SAGE Puublications.
- Dinning, R. (2010, January). *Social Venture Law*. Retrieved January 9, 2016, from WordPress.com: <https://socialventurelaw.files.wordpress.com/2010/03/micro-enterprise-in-kenya.pdf>
- European Commission. (2013). *Evaluation of the CAP measures related to apiculture*. Deloitte Consulting. Retrieved February 11, 2016, from http://ec.europa.eu/agriculture/evaluation/market-and-income-reports/2013/apiculture/chap3_en.pdf
- Farrell, S. (2016, January 19). *Unemployment and employment statistics*. Retrieved from The Guardian: <https://www.theguardian.com/business/2016/jan/19/global-unemployment-3-million-rise-next-two-years-international-labour-organization-report>
- Gad, M. F. (2010, November). *FACTORS AFFECTING THE PERFORMANCE OF SMALL AND MEDIUM SCALE POULTRY FARMING ENTERPRISES IN KARURI, KENYA*. Nairobi: University of Nairobi.
- Gichora, M. (2003). Towards Realization of Kenya's Full Beekeeping Potential: A case Study of baringo County. *Ecology and Development* , 1-2.

- Head, B. (2004). *Desktop Study: SMEs and Poverty Reduction*. Retrieved February 8, 2016, from CFED: http://cfed.org/assets/pdfs/SME_Desktop_Study.pdf
- Holbrook, B., Coffey, A., & Atkinson, P. (1996). Qualitative Data Analysis: Technologies and Representations. *Sociological Research Online*,.
- IFAD. (n.d.). *rural women and small business*. Retrieved February 9, 2016, from IFAD: <http://www.ifad.org/pub/other/ruralwomen/5.pdf>
- Jiwaji, A. (2014, January 28). *The money is in the honey*. Retrieved from African Business Magazine: <http://africanbusinessmagazine.com/sector-reports/agriculture/the-money-is-in-the-honey/>
- Kane, T. (2010, July). The Importance of Startups in Job Creation and Job Destruction. *Kauffman Foundation Research Series: Firm formation and economic growth*. Retrieved April 18, 2016, from http://www.kauffman.org/uploadedfiles/firm_formation_importance_of_startups.pdf
- Kenya National Bureau of Statistics . (2015). Economic Survey. *Kenya National Bureau of Statistics* , p. 67.
- Kinyanjui, M. N. (2010). *New drivers of rural economies: University graduates in business formation in central province, Kenya*. Nairobi: University of Nairobi.
- Kinyua, A. N. (2014, January). Factors Affecting the Performance of Small and Medium Enterprises in the Jua Kali Sector In Nakuru Town, Kenya. *IOSR Journal of Business and Management (IOSR)*, 16(1), 80-93. Retrieved February 25, 2016, from <http://iosrjournals.org/iosr-jbm/papers/Vol16-issue1/Version-4/K016148093.pdf>
- Kuria, A. M. (n.d.). *Challenges Of Bee Farming In Kenya*. Retrieved from ZAKENYA: <http://www.zakenya.com/agriculture/challenges-of-bee-farming-in-kenya.html>
- Lietaer, C. (n.d.). Impact of beekeeping on forest conservation, preservation of forest ecosystems and poverty reduction. *Forestry sector: development opportunities*. Retrieved from <http://community.eldis.org/.59d3bb5d/Lietaer%20%20Impact%20of%20beekeeping%20on%20forest%20conservation%20preservation%20of%20forest%20ecosystems%20and%20poverty%20reduction.pdf>
- Macharia, K. J. (2014). *The Urban-Rural Unemployment Gap in Kenya*. Nairobi: University of Nairobi.
- Mbugua, S. K., Njeru, D., & Ondabu, I. T. (2014, December). International Journal of Scientific and Research Publications,. *Factors Affecting the Performance of Small and Micro-Enterprises in Limuru Town Market, Kenya*, 4(12), 1. Retrieved February 8, 2016, from <http://www.ijsrp.org/research-paper-1214/ijsrp-p3618.pdf>
- McLeod, S. (2014). *Research Methods: Questionnaires*. Retrieved from Simply Psychology: www.simplypsychology.org/questionnaires.html
- Migori. (n.d.). Retrieved February 10, 2016, from Wikipedia: <https://en.wikipedia.org/wiki/Migori>
- Migori County Development Plan. (2013). *Migori County Integrated Development Plan 2013-2017*. Migori.
- Migori News. (2014, May 28). *Migori County Government rolls out Sh3.7 M honey project*. Retrieved from Migori News: Voice of the County: <http://www.migorinews.co.ke/business/migori-county-launches-sh-3-7-million-honey-project/>

- Migori News. (2014, April 29). *Migori County Government to construct 10 Youth Polytechnics worth 85 million shillings*. Retrieved from Migori News: <http://www.migorinews.co.ke/news/county-news/migori-county-government-to-construct-10-youth-polytechnics-worth-85-million-shillings/>
- Mulupi, D. (2010, November 1). *Kenya: Honey producer partnering with small-scale farmers*. Retrieved from How we made it in Africa: <http://www.howwemadeitinafrica.com/kenya-honey-producer-partnering-with-small-scale-farmers/>
- Munga, B., & Onsomu, E. (2014, August 21). *State of Youth Unemployment in Kenya*. Retrieved from Brookings: <http://www.brookings.edu/blogs/africa-in-focus/posts/2014/08/21-state-of-youth-unemployment-kenya-munga>
- National Farmers Information Service. (n.d.). *Bee Keeping*. Retrieved from National Farmers Information Service: <http://www.nafis.go.ke/livestock/bee-keeping/>
- Nyangori, R. (2010). *Factors influencing performance of micro and small enterprises: a case of Kisumu City Bus Park-Kenya*. Nairobi: University of Nairobi.
- Palmer, R. (2007). *Skills Development, The enabling environment and informal Enterprise in Ghana*. Edinburgh, Scotland.
- Paterson, P. D. (2000). *The basis for success in beekeeping within development projects*. Retrieved from Beekeeping: http://www.beekeeping.com/articles/us/success_development.htm
- Sedghi, A. (2015, January 20). *Global unemployment forecast to hit 212m – country by country breakdown*. Retrieved February 11, 2016, from The Guardian: <http://www.theguardian.com/news/datablog/2015/jan/20/global-unemployment-forecast-to-hit-212m-country-by-country-breakdown>
- SnapSurveys Ltd. (2016, March 1). *Qualitative vs Quantitative Research*. Retrieved from SnapSurveys: <http://www.snapsurveys.com/qualitative-quantitative-research/>
- SoftKenya. (2013). *Jua Kali Sector In Kenya – Informal Sector in Kenya*. Retrieved from <http://softkenya.com/business/jua-kali-sector-in-kenya/>
- StatPac Inc. (2014). *Advantages of Written Questionnaires*. Retrieved from StatPac Inc: <http://www.statpac.com/surveys/advantages.htm>
- The World Bank. (2016). *Unemployment, total (% of total labor force)*. Retrieved from The World Bank Group: <http://data.worldbank.org/indicator/SL.UEM.TOTL.ZS/countries>
- Tranmer, M. E. (2013). *Beekeeping in Kenya*. Nairobi: The International Centre of Insect Physiology and Ecology (icipe).
- Turnham, D., & Ercal, D. (1990, July 1). *Unemployment in Developing Countries*. p. 59.
- UNDP. (2004). *CONSTRAINTS ON THE PRIVATE SECTOR IN DEVELOPING COUNTRIES*. New York.
- United Nations Program for Youth. (2011, August). *Youth in Africa*. Retrieved from UN: <http://social.un.org/youthyear/docs/Regional%20Overview%20Youth%20in%20Africa.pdf>
- USINKEN. (2014). *Bee Keeping in Kenya*. Retrieved from USINKEN: <http://usinken.org/index.php/architecture/item/88-bee-keeping-in-kenya>

- Vaus, D., & D.A. (2001, March 24). Retrieved from University of Southern California:
<http://libguides.usc.edu/writingguide/researchdesigns>
- Wikipedia. (2016, March 7). *Resource-based view*. Retrieved from Wikipedia.org:
https://en.wikipedia.org/wiki/Resource-based_view
- Wilson. (2013). Causes of Unemployment in Kenya.
- Woldie, A., Leighton, P., & Adebimpe, A. (2008). Factors influencing small and medium enterprises (SMEs) : An exploratory study of owner/manager and firm characteristics. *Banks and Bank Systems*, 3(3). Retrieved from
http://businessperspectives.org/journals_free/bbs/2008/BBS_en_2008_3_Woldie.pdf
- Worldbank. (2012, December). Special Focus: Creating Jobs . *kenya economic update*(7). Retrieved from <http://www.worldbank.org/content/dam/Worldbank/document/Africa/Kenya/kenya-economic-update-december-2012-special-focus.pdf>

APPENDICES

APPENDIX ONE: Letter of Introduction

UNIVERSITY OF NAIROBI
COLLEGE OF HUMANITIES AND SOCIAL SCIENCES
DEPARTMENT OF BUSINESS ADMINISTRATION

P. O. Box 30197
NAIROBI, KENYA
TEL: +254-2-3872569/3875567
FAX: +254-2-3872554

Your Ref: Date:
Our Ref:

July 5th, 2016

Dear Sir / Madam,

RE: INTRODUCTION LETTER FOR RESEARCH FOR MISS GLORIA A. NDEGWA

This letter is to provide support for Miss Gloria Atieno Ndegwa's intention to carry out a study. Her proposed research is on "Beekeeping microenterprises and unemployment in Nyatike constituency, Migori County, Kenya".

Gloria is a student in the Master of Entrepreneurship and Innovation program at the department of Business Administration, University of Nairobi since January 2014. She bears the registration number D66/70806/2014.

This research is in partial requirement for the award of master degree at the University of Nairobi.

We would be grateful if you provide her with the necessary support to facilitate her study.

Please do contact me if your need any further details

Yours sincerely,

Professor Bitange Ndemo

APPENDIX Two: Questionnaire

Please answer freely the questions below. The information provided will be treated with the highest degree of confidence. When the questionnaire is completed, it should be submitted to the researcher.

Name.....

Tel No:

Section A: Background Information

1. Gender
 - a) Male
 - b) Female
2. Marital Status
 - a) Single
 - b) Married
 - c) Divorced
 - d) Separated
3. Level of education
 - a) Informal Education
 - b) Primary
 - c) Secondary
 - d) College
 - e) University
4. Name of your business -----
5. When did your firm start business -----
6. What type of business organization is your firm? Tick where appropriate
Sole Proprietor { } Partnership { } Limited Company { }
7. Which organization(s) funded the enterprise? -----

8. Were you taken through any training before or during the establishment of the business?
Yes { } No { } Other { }
If other, kindly explain-----

9. How many trainings have you been taken through so far-----

10. Which organization(s) were responsible for the training(s)? -----

11. Do you have a management structure?
Yes { } No { } Other { }
If other, kindly explain-----

12. What is your vision for the business-----

13. How many beehives do you have? -----

14. Have you added more hives since the business began?
Yes { } No { } Other { }
If other, kindly explain-----

15. If yes above, how many hives have you added since you started the business?-----

16. If you have added more, did you buy them from the proceeds of the venture?
Yes { } No { }
If no above, kindly explain-----

17. Do you have any employees working for you?
Yes { } No { } Other { }
If other, kindly explain-----

18. If yes, how many employees have you employed? -----

19. What are their qualifications?

- Degree
- Certificate
- Diploma

- Form Four
- Others

20. What is the average wage of an employee?

- 500 Kshs and below ()
- 1000 Kshs and below ()
- 5000 Kshs and below ()
- 10,000 Kshs and below ()
- Above 10,000 Kshs ()

21. How many times a year do you harvest?

- Once a year ()
- Twice a year ()
- Thrice a year ()
- Four times a year ()

22. What quantity of honey do you get per harvest----- Kilograms of honey per hive.

23. How much do you sell per kilogram of honey? -----Kshs per Kg.

24. Whom do you sell to?

- Local market
- International markets
- County Government
- Others _____

25. Do you have a beekeepers society in the area?

Yes { } No { } Other { }

If other, kindly explain-----

26. Do you have any links within and with other counties involved in beekeeping?

Yes { } No { } Other { }

If other, kindly explain-----

27. What are some of the benefits of owning a beekeeping enterprise-----

28. What are some of the challenges you face in running your enterprise?-----

29. What support if any are you getting from the county government? -----

