



# Seed Drying Principles, Moisture Management and Storage

By

Ayub N. Gitau – PhD; Reg. Eng.

[gitauan@yahoo.co.uk](mailto:gitauan@yahoo.co.uk); [ayub.gitau@uonbi.ac.ke](mailto:ayub.gitau@uonbi.ac.ke)

Seed Enterprises Management Institute

University of Nairobi

Department of Environmental and Biosystems Engineering  
University of Nairobi – Kenya

## Components of a seed processing plant

- Reception
- Seed laboratory
- Pre-drying
- Storage and Drying
- Processing
- Packaging
- Warehousing

SEMI S UoN  
Seed Enterprises Management Institute  
University of Nairobi

## Definitions:

- **Drying:** Removal of moisture to moisture content in equilibrium with normal atmospheric air or to such moisture content that decrease in quality from moulds, enzymes action or insect will be negligible. Normally to 12 to 14% m.c. for most materials/products
- **Dehydration:** Removal of moisture to a very low moisture content, nearly bone-dry condition (all moisture removed)
- **Equilibrium Moisture Content (EMC):** Moisture content of the material after it has been exposed to a particular environment for an infinitely long period of time or the m.c. that exist when the material is at vapour pressure equilibrium with its surrounding. EMC depends on; humidity, temperature, species, variety, maturity of grains etc.

## Merits of seed drying

- Early harvest (at high m.c.) minimizes field damage and shatter losses and facilitates tillage operations for products.
- Long storage period is possible without product deterioration
- Viability of seeds is maintained over long periods
- Products with greater economic value are produced
- Waste products can be converted to useful products
- Production operations are facilitated for products.

Seed Enterprises Management Institute

University of Nairobi

## Part I

# DRYING MECHANISMS

Knowledge of the effect of grain moisture content, other grain properties (surface shape factors, kernel size, grain depth, quality, nature of contamination), the temperature, humidity and flow rate of the air upon fully exposed kernels is essential to an understanding of how drying would proceed within a bed.

- Air Properties:
- Physical properties (mc, BD)
- LHV
- Drying time
- Drying efficiency

SEMS UoN  
Seed Enterprises Management Institute  
University of Nairobi

# DRYING MECHANISMS

- In the process of drying heat is necessary to evaporate moisture from the grain and a flow of air is needed to carry away the evaporated moisture.
- There are two basic mechanisms involved in the drying process; the migration of moisture from the interior of an individual grain to the surface, and the evaporation of moisture from the surface to the surrounding air.
- The rate of drying is determined by the moisture content and the temperature of the grain and the temperature, the (relative) humidity and the velocity of the air in contact with the grain.

SEMMIS UON  
Seed Enterprises Management Institute  
University of Nairobi

- The drying of grains in thin layers where each and every kernel is fully exposed to the drying air can be represented in the form:

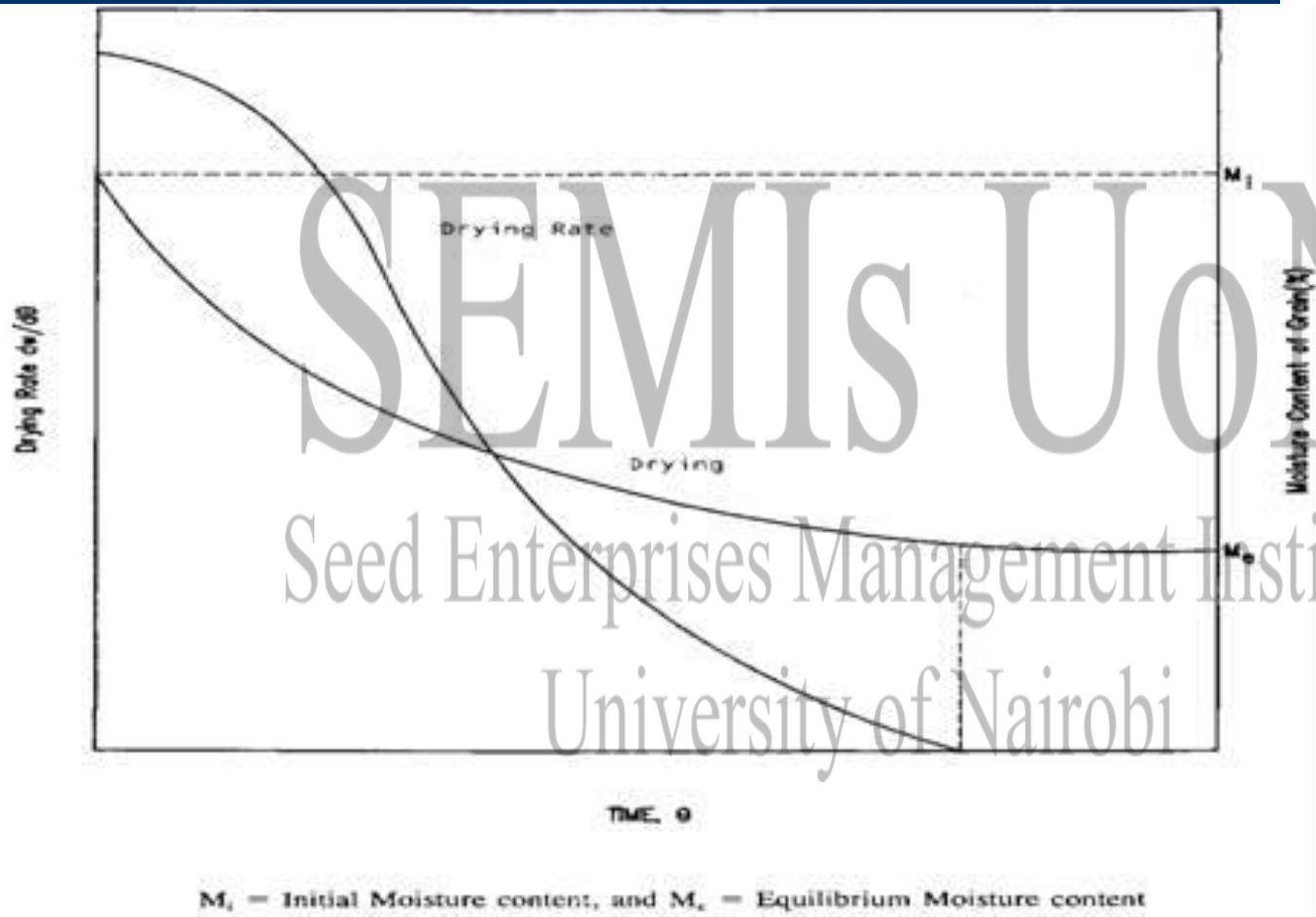
- $MR = f(T, h, t)$

$$MR = \frac{MC - MC_e}{MC_0 - MC_e}$$

- Where:

- MR is the moisture ratio;
- MC is the moisture content of the grain at any level and at any time, % dry basis (%db);
- $MC_e$  is the equilibrium moisture content (%db);
- $MC_0$  is the initial moisture content of the wet grain (%db);
- T is the air temperature (°C);
- h is the air relative humidity; and
- t is the drying time.

## Drying and drying Rate curves





## Grain Equilibrium Moisture Contents

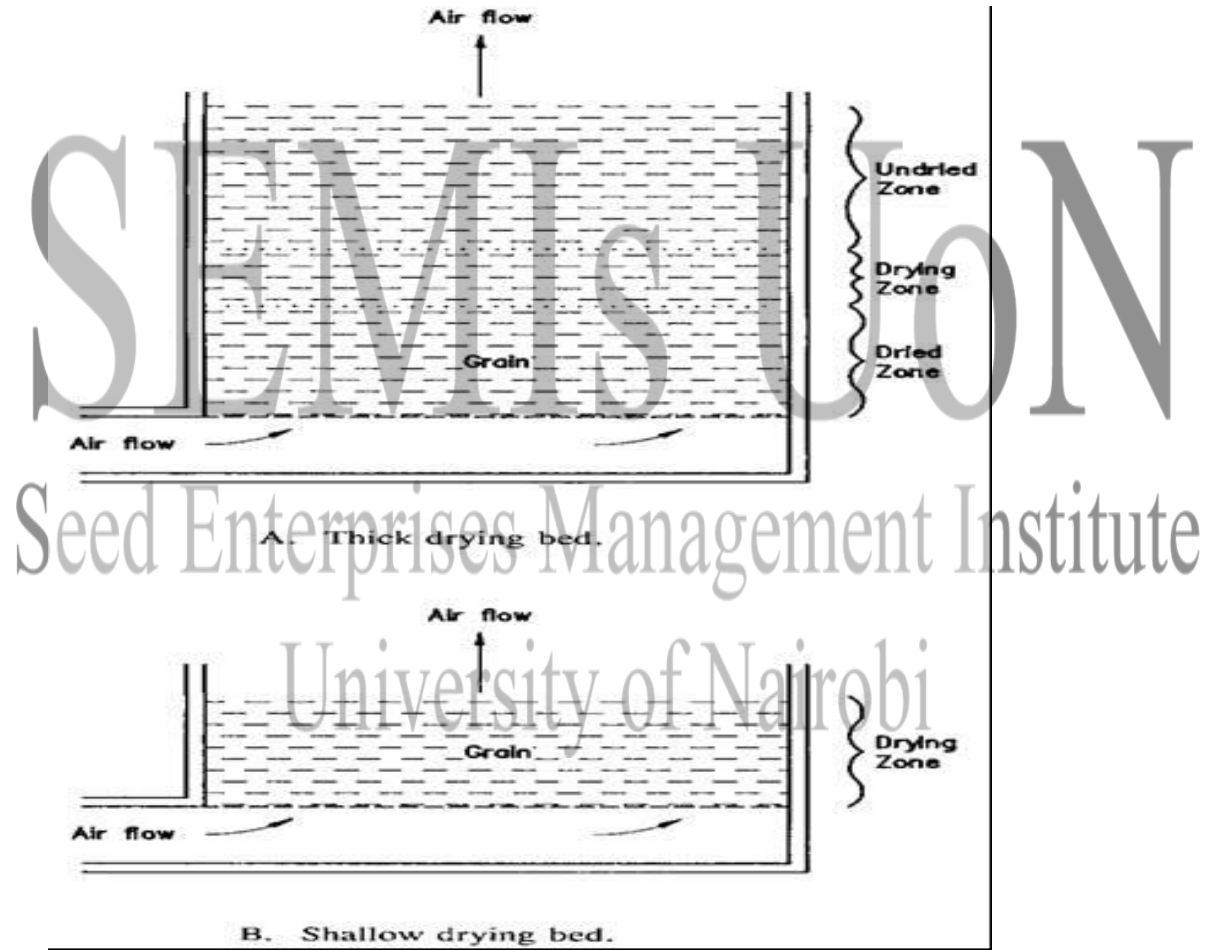
Grain	Relative Humidity (%)							
	30	40	50	60	70	80	90	100
Equilibrium Moisture Content (%wb*) at 25°C								
Barley	8.5	9.7	10.8	12.1	13.5	15.8	19.5	26.8
Shelled Maize	8.3	9.8	11.2	12.9	14.0	15.6	19.6	23.8
Paddy	7.9	9.4	10.8	12.2	13.4	14.8	16.7	-
Milled Rice	9.0	10.3	11.5	12.6	12.8	15.4	18.1	23.6
Sorghum	8.6	9.8	11.0	12.0	13.8	15.8	18.8	21.9
Wheat	8.6	9.7	10.9	11.9	13.6	15.7	19.7	25.6

\* wet basis

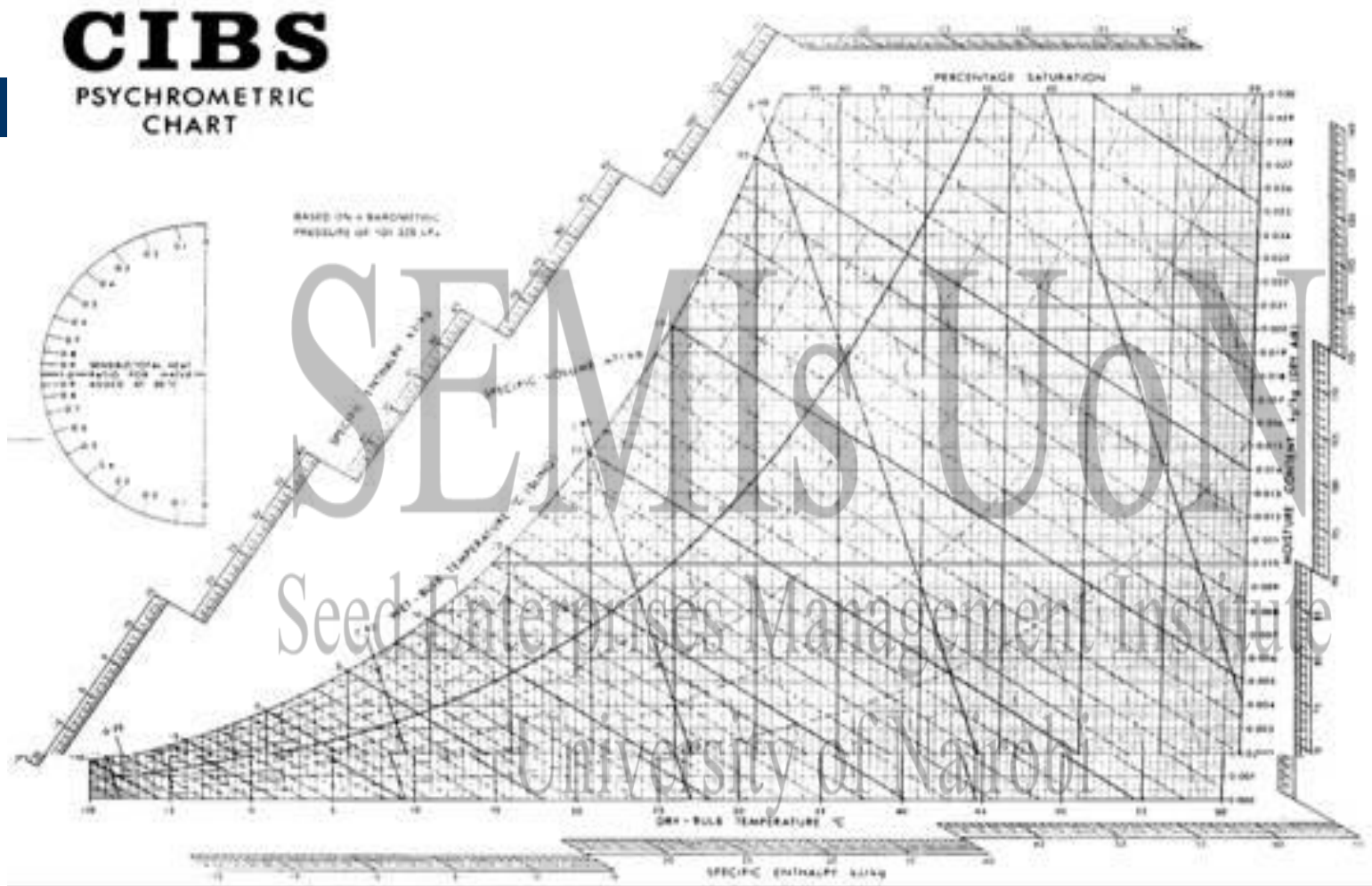
7/10/2018

Source: Brooker *et al.* (1974)

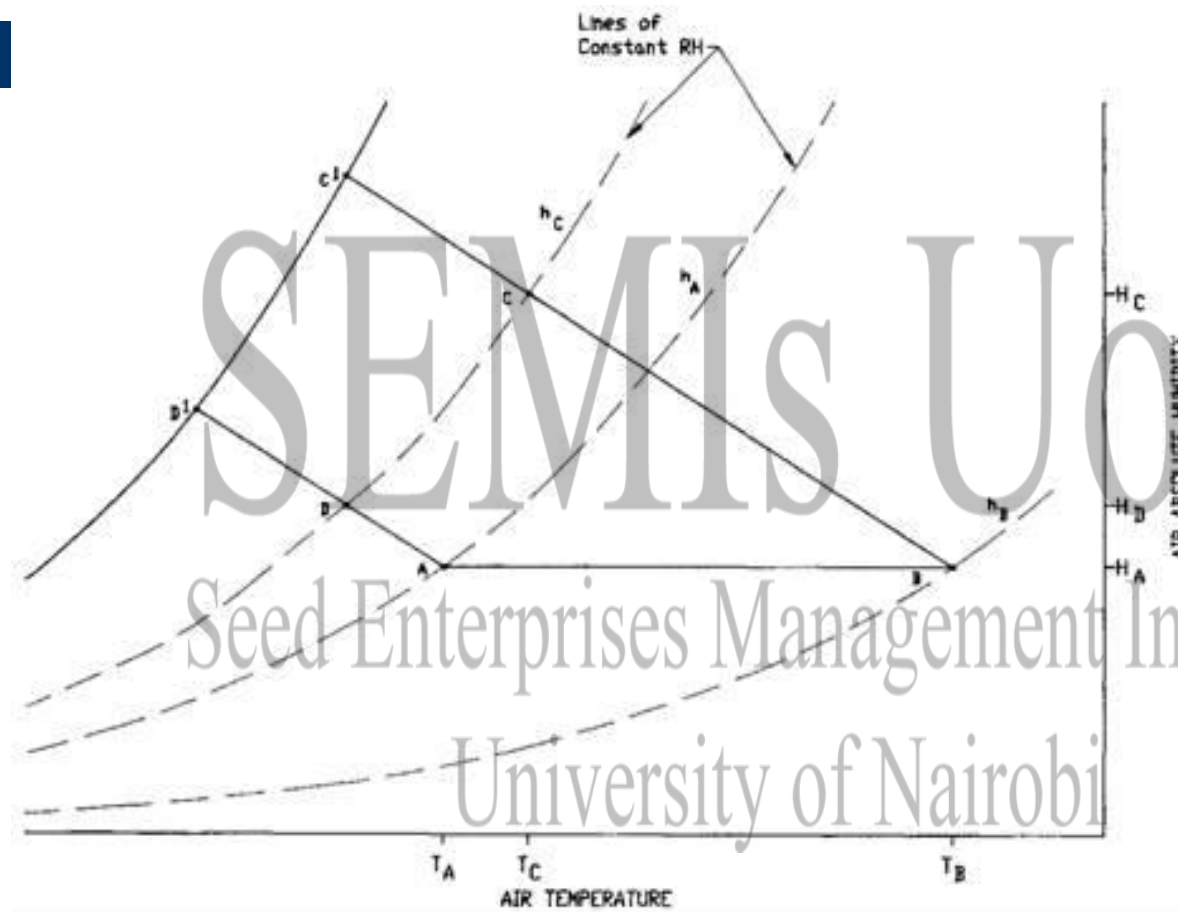
# Drying Zone in Fixed-bed Drying



# CIBS Psychrometric Chart



# Representation of the Drying Process



$$MC_{db} = \frac{100MC_{wb}}{100 - MC_{wb}} \quad (3)$$

**Table 2. Conversion of Moisture Contents.**

Wet Basis %	Dry Basis %
10.0	11.0
11.0	12.3
12.0	13.6
13.0	15.0
14.0	16.3
15.0	17.6
16.0	19.0
17.0	20.5
18.0	21.9
19.0	23.5
20.0	25.0

## Moisture Loss during Drying

Initial Moisture Content %(wb)	Final Moisture Content %(wb)								
	19	18	17	16	15	14	13	12	11
	Moisture Loss (kg/tonne)								
30	136	146	157	167	176	186	195	205	213
29	125	134	145	155	165	174	184	193	202
28	111	122	133	143	153	163	172	182	191
27	99	110	120	131	141	151	161	170	180
26	86	98	108	119	129	140	149	159	169
25	74	85	96	107	118	128	138	148	157
24	62	73	84	95	106	116	126	136	146
23	49	61	72	83	94	105	115	125	135
22	37	49	60	71	82	93	103	114	124
21	25	37	48	60	71	81	92	102	112
20	12	24	36	48	59	70	80	91	101
19		12	24	36	47	58	69	80	90
18			12	24	35	47	57	68	79
17				12	24	35	46	57	67
16					12	23	35	45	56
15						12	23	34	45

## Latent heat of Vaporization

Temperature °C	Latent Heat of Vaporization (kJ/kg)					
	Free Water	Moisture Content %(wb)				
		14	16	18	20	22
25	2,443	2,605	2,518	2,483	2,464	2,453
30	2,431	2,593	2,506	2,471	2,452	2,441
35	2,419	2,580	2,493	2,458	2,440	2,429
40	2,407	2,567	2,482	2,447	2,428	2,417
45	2,395	2,555	2,469	2,434	2,416	2,405
50	2,383	2,542	2,456	2,422	2,404	2,393
55	2,371	2,529	2,444	2,410	2,391	2,381
60	2,359	2,516	2,432	2,398	2,379	2,369

# Dimensionless Drying Rate Curves

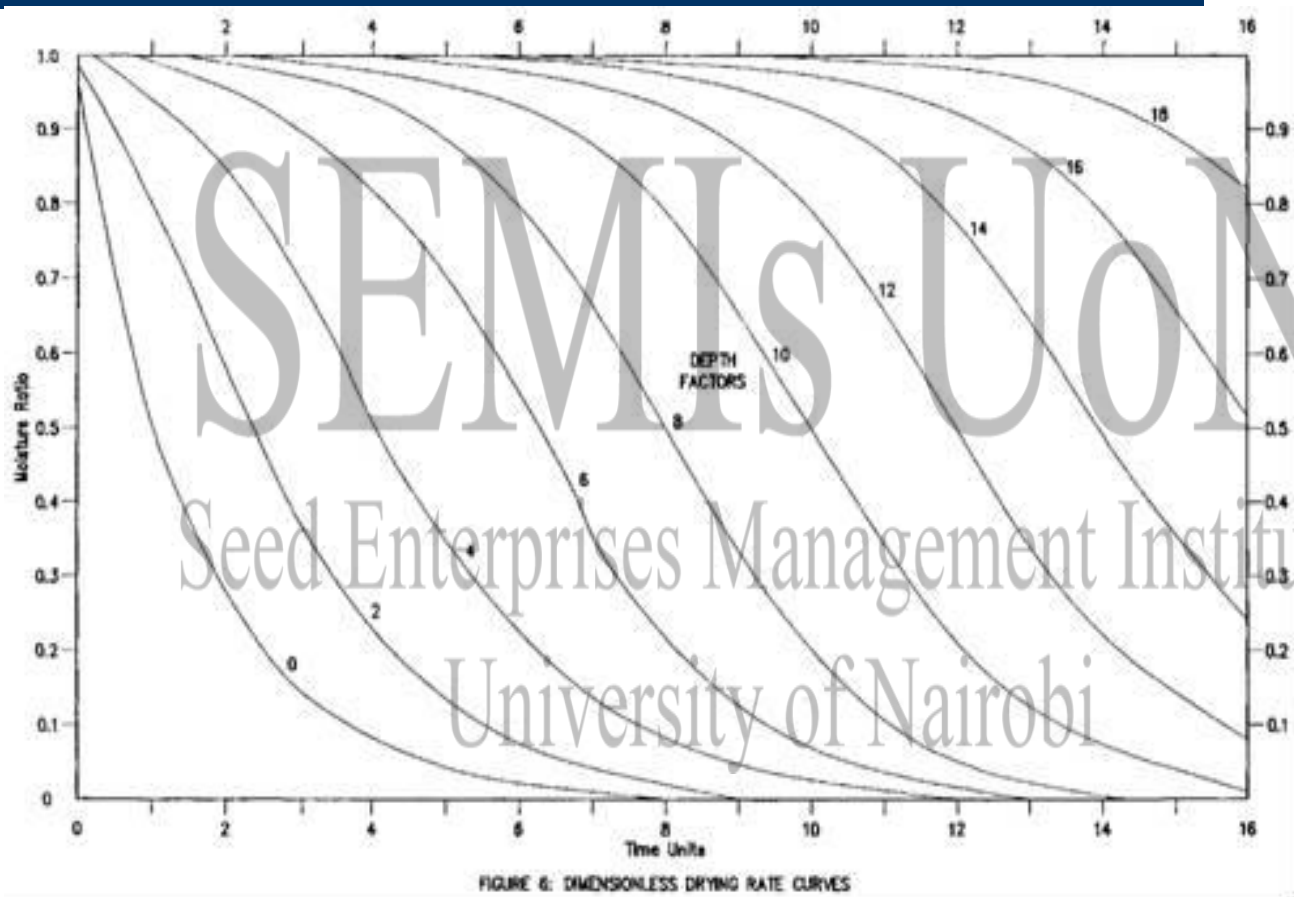


FIGURE 6: DIMENSIONLESS DRYING RATE CURVES



## Drying Efficiency

- **Sensible Heat Utilization Efficiency (SHUE) = (Heat utilized for moisture removal)/ (Total sensible heat in the drying air)**
- **Fuel efficiency = (Heat utilized for moisture removal)/ (Heat supplied from fuel)**
- **Drying efficiency = (Heat utilized for moisture removal)/ (Heat available for moisture removal)**

SEEMIS UoN  
Seed Enterprises Management Institute  
University of Nairobi

## Effect of Drying on Seed Quality

The drying operation must not be considered as merely the removal of moisture since there are many quality factors that can be adversely affected by incorrect selection of drying conditions and equipment.

The desirable properties of high-quality seeds include:

- low and uniform moisture content;
- minimal proportion of broken and damaged seeds;
- low susceptibility to subsequent breakage;
- high viability;
- low mould counts;
- high nutritive value;
- consumer acceptability of appearance and organoleptic properties.

## Part II

# Seed Drying Methods and Equipment

### ▪ Sun Drying

- The traditional practice of grain drying is to spread crop on the ground, thus exposing it to the effects of sun, wind and rain.
- The logic of this is inescapable; the sun supplies an appreciable and inexhaustible source of heat to evaporate moisture from the grain, and the velocity of the wind to remove the evaporated moisture is, in many locations, at least the equivalent of the airflow produced in a mechanical dryer
- Although not requiring labour or other inputs field drying may render the grain subject to insect infestation and mould growth, prevent the land being prepared for the next crop and is vulnerable to theft and damage from animals.

SEMISUON  
Seed Enterprises Management Institute  
University of Nairobi

## ● **Crib Dryers**

- The maize crib in its many forms acts as both a dryer and a storage structure.
- The rate and uniformity of drying are controlled by the relative humidity of the air and the ease with which air can pass through the bed of cobs.
- The degree of movement of air through the loaded crib is largely attributable to the width of the crib

SEMIS UON  
Seed Enterprises Management Institute  
University of Nairobi

## **Solar Dryers**

- **Natural Convection dryers**
- **Forced Convection Dryers**

## **Mechanical Dryers**

- **Flat Bed dryers**
- **Re-circulating Dryers**
- **Continuous Flow Dryers (Cross-Flow, Counter flow and Concurrent-Flow)**

SEMI's UoN  
Seed Enterprises Management Institute  
University of Nairobi

## Drying Process and Equipment

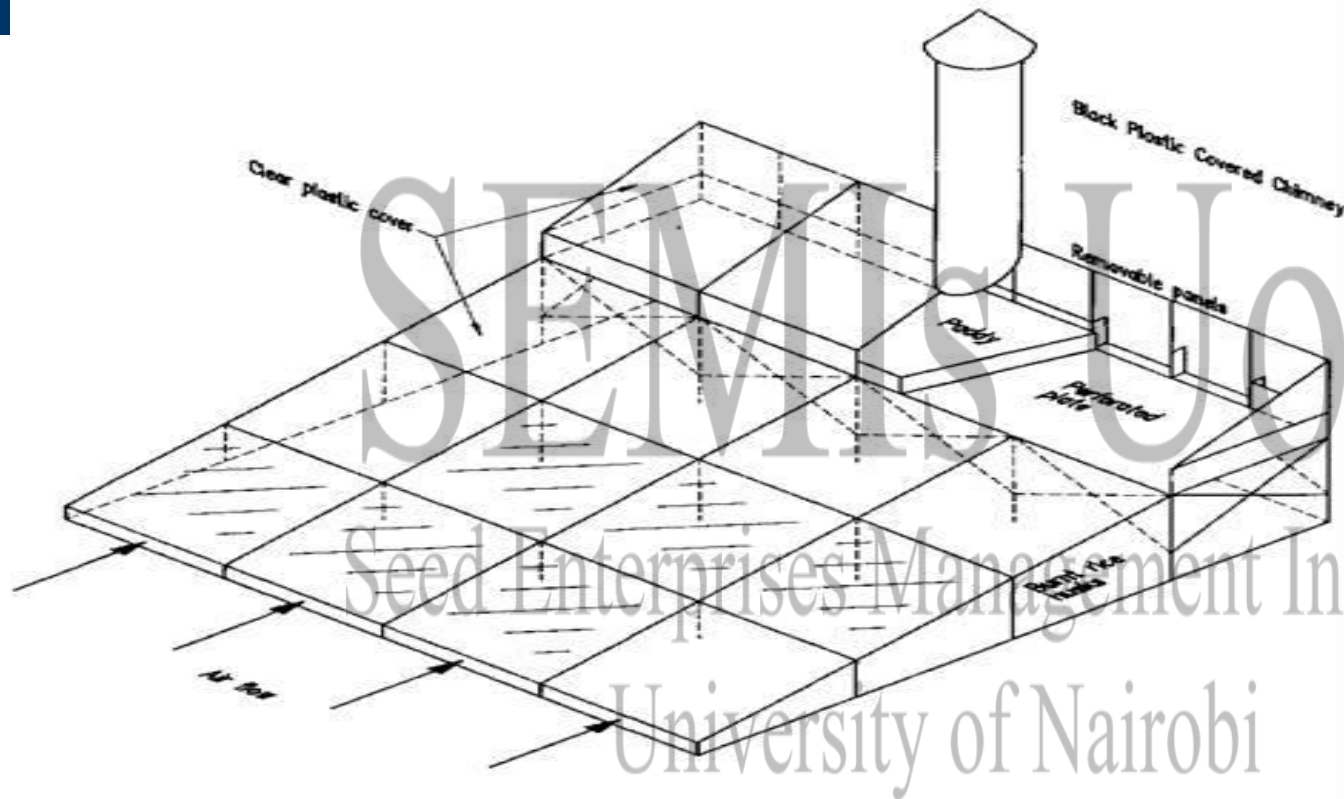


## Drying Process and Equipment Cont.



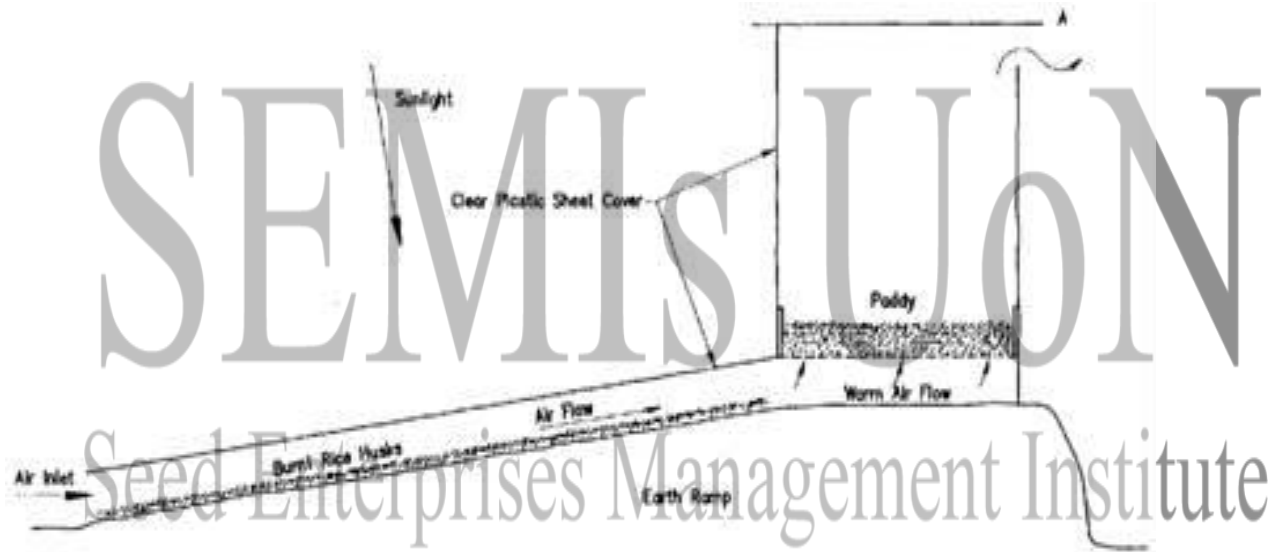


# Natural Convection Solar dryer





# Small Scale Solar Dryer




SEMISUON


Seed Enterprises Management Institute

University of Nairobi

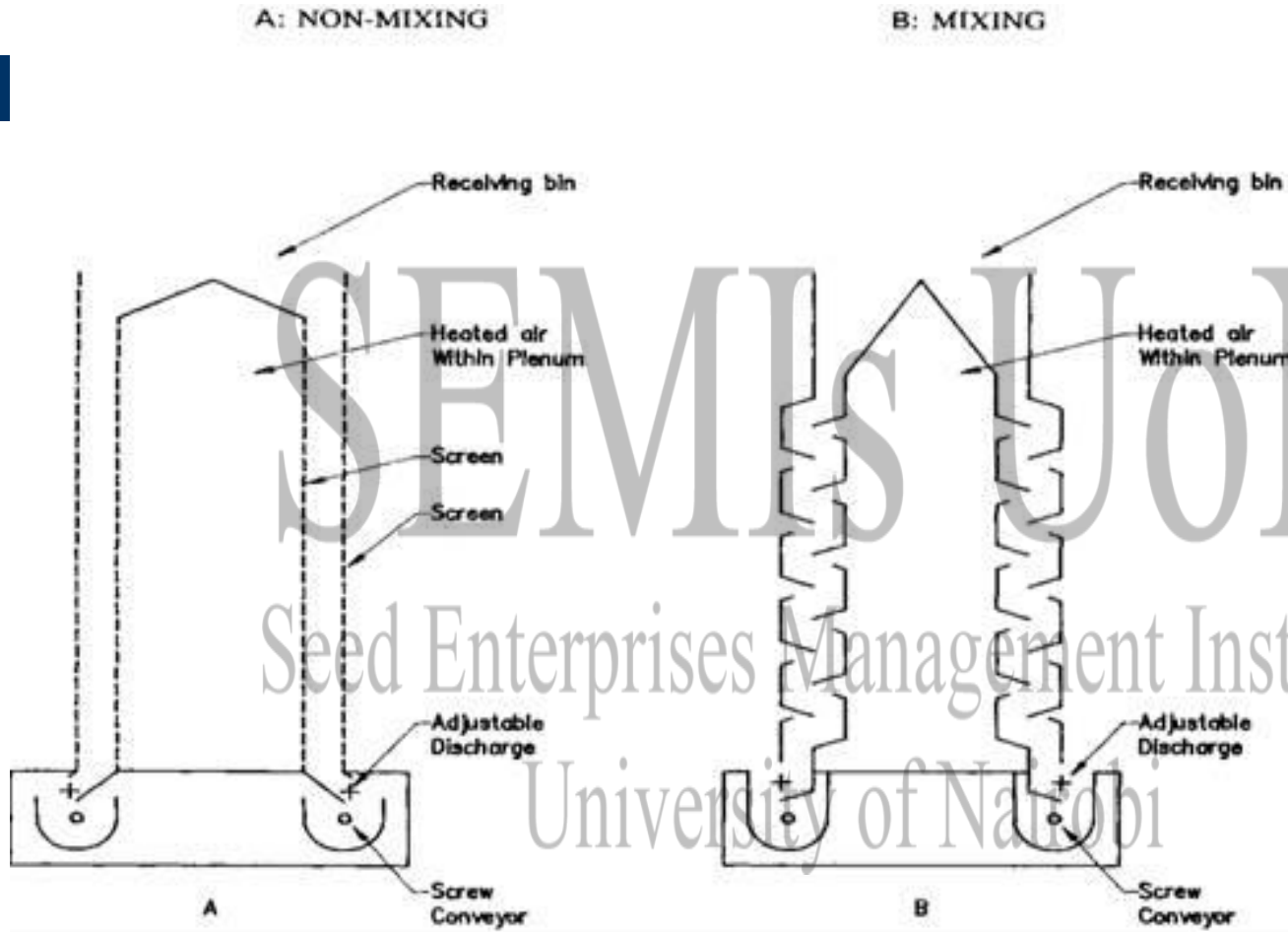
# Flat Bed Dryer



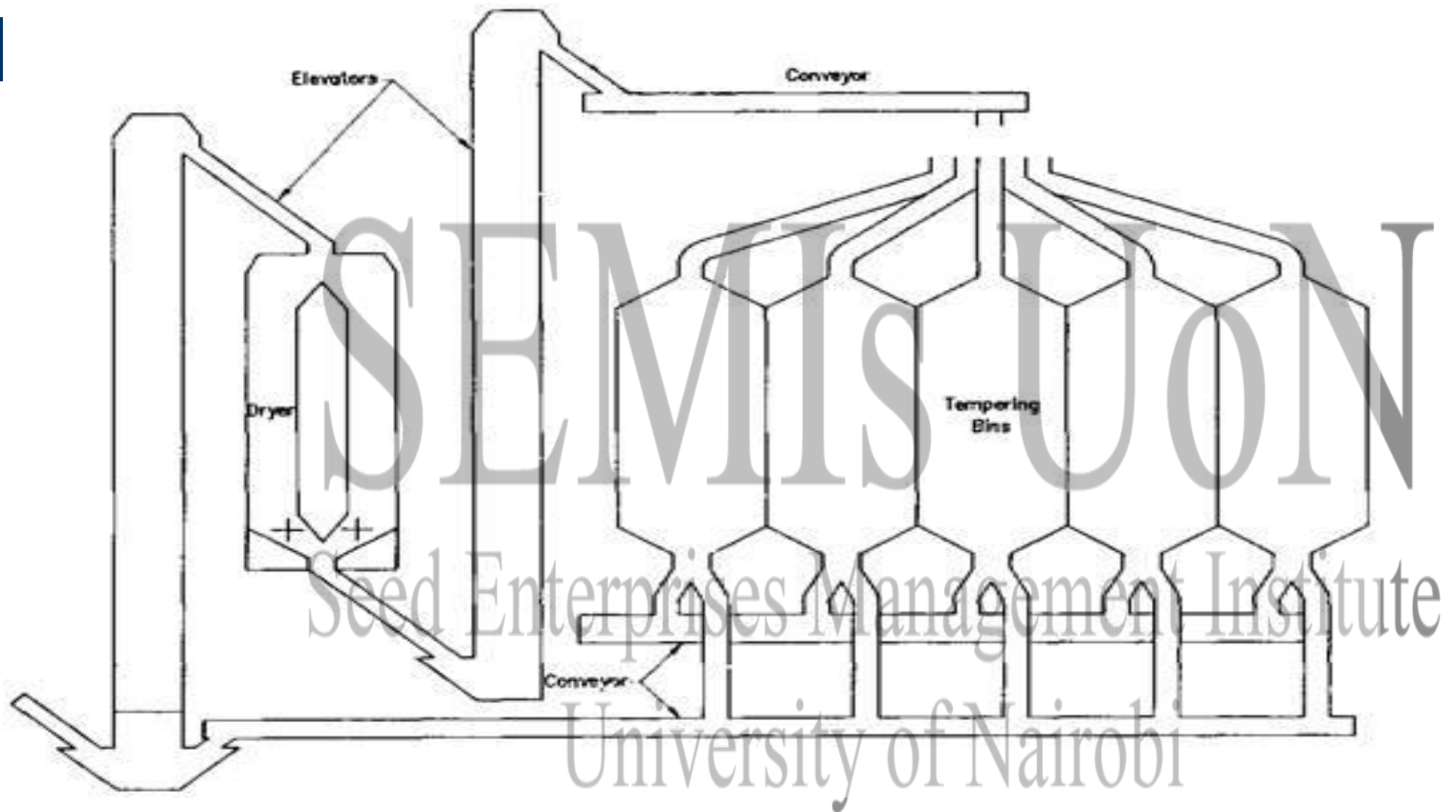
## Re-circulating Batch Dryer



# Continuous Flow Dryer



# Large Drying System using Continuous Flow Dryer



## Drying of Seed Grain

- If grain is destined for use as seed then it must be dried in a manner that preserves the viability of the seed. Seed embryos are killed by temperatures greater than 40-42°C and therefore low temperature drying regimes must be used.
- It is essential that batches of grain of different varieties are not mixed in any way and therefore the dryers and associated equipment used must be designed for easy cleaning.
- In this respect simple flat-bed dryers are more suitable than continuous-flow dryers.
- Cross-mixing between batches of different varieties can be avoided by drying in sacks in a flat-bed dryer although care must be taken in packing the loaded sacks in the dryer to ensure reasonably even distribution of airflow.

## Seed Storage

According to Harrington's rule of thumb for storage,

- For every one percent increase in moisture content, the seed life is halved for seeds of moisture content of 5 - 14%.
- For temperature, every 5° C rise in temperature, between 0 - 50° C, the seed life is halved.
- Moisture content of seeds is the most important determinant of the life span of seeds. In addition, low moisture content will not favour the growth of fungi nor insect pests.
- Hence it is of vital importance to dry seeds to low moisture level of 6 - 8% and to store them at low temperature ie. at 20° C for short term storage and 5° C or -20° C for very long term storage.

## Types of Storage for Seed

### 1. *Ordinary storage for short periods*

- For short term storage in crops for the next season, an air-conditioned room at 20° C will be sufficient provided the seeds are properly dried and packed in bags preferably moisture proof containers.
- During storage, if the moisture content is too high, the problem of fungal growth is inevitable and also there will be insects which can breed at a faster rate in moist seeds.
- The pests will eat up the seeds or bore invisible holes which affect the vigor and quality of seeds. Too high moisture in stored seeds will lead to heating of the seeds and high rate of respiration leading to loss of viability.



## Cont.

### 2. *Cold Storage for Breeder Seed*

- In case of breeders seed or seeds for genetic conservation then a higher standard is required. Seeds have to be dried to 6 - 8% moisture content sealed in airtight moisture proof containers and stored in cold rooms of 5° C to -18° C and 50% relative humidity. This is the case in a seed or gene bank, where genetic materials in small samples are stored in cans or aluminium foil packets.
- The temperature is often sub-zero at -10° to -20° C. The latest form of storage is cryogenic storage mainly for genetic resources as smaller samples are involved and stored in liquid nitrogen tanks at temperature of -196 C. Cryogenic storage has certain advantages in that no electricity is required. There is no mechanical breakdown and maintenance cost is low.

### 3. *Storage with Drying Component*

- In some cases, the storage facility may double up as the drying facility. In this case the silo takes the form of the deep layer dryer as elaborated earlier.



Thank you  
for  
your Attention

SEMIIS UoN  
Seed Enterprises Management Institute  
University of Nairobi