

**DETERMINANTS OF SUSTAINABILITY OF GOVERNMENT  
FUNDED STREET CHILDREN REHABILITATION  
PROGRAMS IN NAIROBI COUNTY, KENYA**

**MUTHEE SARAH MUTHONI**

**A Research Project Report Submitted in Partial Fulfillment of the  
Requirements for the Award of Degree of Master of Arts in Project Planning  
and Management of the University of Nairobi**

**2020**

**DECLARATION**

This research project report is my original work and has not been presented to any other University for any award

Signature .....

Date .....

Sarah Muthoni Muthee

LO5/10180/2018

This Research Project is submitted for examination with my approval as the university supervisor

Signature.....

Date .....

Dr. John Mbugua

Senior Lecturer

Department of Open Learning Programmes

University of Nairobi

## **DEDICATION**

This research project is dedicated to the family of Mr. Geoffrey Muthee, His wife Catherine Muthee, Daughters Eunice Muthee and Vivian Muthee and son Vincent Muthee. They have been my support system and source of motivation in my pursuit of education.

## **ACKNOWLEDGEMENT**

I wish to recognize the immense support, guidance and mentorship that my supervisor, Dr. John Mbugua has accorded me throughout the entire period of this study. His feedback and critique ensured that the research was above board and met the statutory requirement of academia. I am grateful to all my lecturers especially Prof. Pokhariyal Ganesh and Prof. Gakuu Christopher Mwangi for their valuable contribution in knowledge dissemination on matters Statistics and research methods respectively.

Moreover, special appreciation goes to the administration and staff in the school of Open and Distance Learning, University of Nairobi for providing me with the opportunity and resources to gain holistic knowledge specifically in the subject of Project planning and Management.

In addition, Special appreciation goes to all my classmates. Their familiarity and social support was significant accelerator during the period of my study. Finally, I would like to thank all that I consulted while carrying out this study, people without whom this work would not have been possible.

## TABLE OF CONTENTS

<b>DECLARATION.....</b>	<b>ii</b>
<b>DEDICATION.....</b>	<b>iii</b>
<b>ACKNOWLEDGEMENT.....</b>	<b>iv</b>
<b>TABLE OF CONTENTS.....</b>	<b>v</b>
<b>LIST OF TABLES.....</b>	<b>ix</b>
<b>LIST OF FIGURES.....</b>	<b>x</b>
<b>ACRONYMS AND ABBREVIATIONS.....</b>	<b>xi</b>
<b>ABSTRACT.....</b>	<b>xii</b>
<b>CHAPTER ONE: INTRODUCTION.....</b>	<b>1</b>
1.1 Background of the Study.....	1
1.2 Statement of the Problem.....	3
1.3 Purpose of the Study.....	4
1.4 Objectives of the Study.....	5
1.5 Research Questions.....	5
1.6 Research Hypothesis.....	5
1.7 Significance of the Study.....	6
1.8 Limitations of the Study.....	6
1.9 Delimitations of the Study.....	7
1.10 Assumption of the Study.....	7
1.11 Definition of Significant Terms.....	7
1.12 Organization of the Study.....	8
<b>CHAPTER TWO: LITERATURE REVIEW.....</b>	<b>10</b>
2.1 Introduction.....	10
2.2 Sustainability of Government Funded Street Children Rehabilitation Programs.....	10
2.3 Financial Resources and Sustainability of Government Funded Street Children.....	12
Rehabilitation Programs.....	12
2.4 Stakeholder’s Involvement and Sustainability of Government Funded Street Children.....	14
Rehabilitation Programs.....	14
2.5 Capacity Development and Sustainability of Government Funded Street Children.....	
Rehabilitation Programs.....	17

2.6 Management Styles and Sustainability of Government Funded Street Children .....	19
Rehabilitation Programs.....	19
2.7 Theoretical Framework.....	21
2.7.1 Convectional Approach .....	22
2.7.2 Organizational Development Approach .....	22
2.8 Conceptual Framework.....	23
2.9 Summary of Literature Review.....	25
<b>CHAPTER THREE: RESEARCH METHODOLOGY .....</b>	<b>28</b>
3.1 Introduction.....	28
3.2 Research Design.....	28
3.3 Target Population.....	28
3.4 Sample Size.....	29
3.5. Sampling Procedure .....	29
3.6 Research Instruments .....	30
3.6.1 Pilot Testing of the Instruments.....	30
3.6.2 Validity of the Instruments .....	30
3.6.3 Reliability of the Instruments .....	31
3.7 Data Analysis Technique .....	31
3.8 Ethical Considerations .....	32
3.9 Operationalization of Variables .....	33
<b>CHAPTER FOUR: DATA ANALYSIS, PRESENTATION AND INTERPRETATION... 34</b>	
4.1 Introduction.....	34
4.2 Questionnaire Return Rate .....	34
4.3 Demographic Information of Respondents .....	35
4.3.1 Distribution of Respondents by Age .....	35
4.3.2 Distribution of Respondents by Gender .....	35
4.3.3 Distribution of Respondents by Marital Status.....	36
4.3.4 Distribution of Respondents by Level of Education .....	37
4.3.5 Distribution of Respondent by Level of Income .....	37
4.3.6 Distribution of Respondents by Occupation.....	38
4.4 Sustainability of Government Funded Street Children Rehabilitation Programs .....	38

4.5 Determinants of Sustainability of Government Funded Street Children Rehabilitation .....	41
Programs .....	41
4.5.1 Financial Resource and of Sustainability of Government Funded Street Children Rehabilitation Programs in Nairobi County .....	41
4.5.1.1 Chi Square Test for the First Hypothesis .....	44
4.5.2 Stakeholder Involvement and Sustainability of Government Funded Street Children Rehabilitation Programs in Nairobi County .....	44
4.5.2.1 Ho: Stakeholder Involvement and Sustainability of Government Funded Street .....	47
Children Rehabilitation Programs in Nairobi County .....	47
4.5.3 Capacity Development and Sustainability of Government Funded street Children Rehabilitation Programs in Nairobi County .....	47
4.5.3.1 Ho: There is no Relationship between Capacity Development and Sustainability of 49 Government Funded Street Children Rehabilitation Programs, Nairobi County .....	49
4.5.4 Management Styles and Sustainability of Government Funded Street Children Rehabilitation programs .....	50
4.5.4.1 Ho: There is no Relationship between Management Styles and Sustainability of .....	53
Government Funded Street Children Rehabilitation Programs in Nairobi County. ...	53
<b>CHAPTER FIVE: SUMMARY OF FINDINGS, DISCUSSION, CONCLUSION AND RECOMMENDATIONS.....</b>	<b>54</b>
5.1 Introduction.....	54
5.2 Summary of Findings.....	54
5.2.1 Financial Resource and Sustainability of Government Funded Street Children Rehabilitation Programs in Nairobi County. ....	54
5.2.2 Stakeholder Involvement and Sustainability of Government Funded Street Children Rehabilitation Program in Nairobi County .....	55
5.2.3 Capacity Development and Sustainability of Government Street Children Rehabilitation Program .....	55
5.2.4 Management Style and Sustainability of Government Funded Street Children Rehabilitation Programs in Nairobi County .....	56
5.3 Discussion of Findings.....	56
5.3.1 Financial Resource and Sustainability of Government Funded Street Children	

Rehabilitation Program in Nairobi County .....	56
5.3.2 Stakeholder Involvement and Sustainability of Government Funded Street Children Rehabilitation Programs in Nairobi County .....	57
5.3.3 Capacity Development on Sustainability of Government Funded Street Children Rehabilitation Programs In Nairobi County .....	58
5.3.4 Management Styles and Sustainability of Government Funded Street Children Rehabilitation Programs in Nairobi County. ....	59
5.4 Conclusion .....	60
5.5 Recommendations .....	61
5.6 Suggestions for Further Research .....	62
<b>REFERENCES.....</b>	<b>63</b>
APPENDIX I: LETTER OF TRANSMITTAL .....	69
APPENDIX II: QUESTIONNAIRE.....	70
APPENDIX III: RESEARCH PERMIT .....	76
APPENDIX IV: PLAGIARISM REPORT.....	78



## LIST OF TABLES

Table 3.1: Target population.....	29
Table 3.2. Operationalization of variables.....	33
Table 4.1: Questionnaire return rate.....	34
Table 4.2: Distribution of respondent by age.....	35
Table 4.3: Distribution of respondents by gender.....	36
Table 4.4: Distribution of respondents by marital status.....	36
Table 4.5: Distribution of respondents by education level.....	37
Table 4.6: Distribution of respondents by income.....	37
Table 4.7: Distribution of respondents by occupation.....	38
Table 4.8: Sustainability of government funded street children street rehabilitation program ....	39
Table 4.9: How financial resources determines sustainability of government funded street children rehabilitation programs.....	42
Table 4.10: H <sub>0</sub> : Financial resource has no significant influence on sustainability of government funded street children rehabilitation programs in Nairobi County. ....	44
Table 4.11: How stakeholder involvement determines the sustainability of government funded street children rehabilitation programs.....	45
Table 4.12: Stakeholder involvement and sustainability of government funded street children rehabilitation program.....	47
Table 4.13: How capacity development determines sustainability of government funded street children rehabilitation programs.....	48
Table 4.14: relationship between capacity development and sustainability of government funded street children rehabilitation programs.....	49
Table 4.15: How management styles determines the sustainability of government funded street children rehabilitation programs.....	51
Table 4.16: Relationship between management styles and sustainability of government funded street children rehabilitation programs.....	53

## LIST OF FIGURES

Figure 1: Conceptual framework .....	24
--------------------------------------	----

## ACRONYMS AND ABBREVIATIONS

<b>AIDS</b>	Acquired Immune Deficiency Syndrome
<b>GOK</b>	Government of Kenya
<b>HCBC</b>	Home and Community Based Care
<b>HIV</b>	Human Immune Virus
<b>ICDC</b>	International Child Development Center
<b>NASC</b>	National Alliance for Street Children
<b>NCC</b>	Nairobi City Council
<b>NGOs</b>	Non-Governmental Organizations
<b>RBA</b>	Right Based Approach
<b>SFRT</b>	Street Families Rehabilitation Trust
<b>SPSS</b>	Statistical Package for Social Sciences
<b>UNICEF</b>	United Nations Children Funds

## ABSTRACT

Street children are a common phenomenon in urban settlements. 25% of the 100 million children globally living in urban settlements live as street children. Kenya is estimated to have 250,000 to 300,000 street children. 40% are living in the streets of Nairobi and this number is expected to rise exponentially with increase in unemployment rate, early mortality rate caused by HIV/AIDS and high divorce rate which subsequently leaves young children vulnerable to abuse and neglect. The Government of Kenya through various child protection services and programs has made huge strides to curb the rise and infiltration of street children in urban centers. It has created rehabilitation centers, schools and children homes. Street children are placed in these facilities for the purposes of rehabilitation, education, and training on vocational skills to equip them with right skills for potential employment opportunities and sustenance. However, there have been challenges in implementation and sustainability of the government funded street children rehabilitation programs which have led to relapse of street children back to the streets. Some of these challenges include lack of schooling equipment, lack of enough food in the rehabilitation projects and centers, mistreatment and unprofessionalism in handling street children. This study investigated the determinants of sustainability of government funded street children programs in Nairobi County. The study sought to examine how financial resource, stakeholder involvement, capacity development and management styles determined sustainability of government funded street children rehabilitation programs in Nairobi County. Descriptive survey design was used in the study. The target population was 140 staff working in government rehabilitation centers in Nairobi County. A census approach was employed because the target population was small hence the need to reduce errors and provide as detailed information as possible. There was use of Statistical package for social sciences to analyze both descriptive and inferential data. Frequencies, analysis of variances, regression, and correlation were used to interpret the data. Findings revealed that there was an association between financial resource, stakeholder involvement, capacity development and management styles and sustainability of government funded street children rehabilitation programs. It was found that there was inadequate funding with late disbursement of funds, consultative meetings were inadequate, trainings were not frequent and preference of bottoms up approach style of management. Based on the findings, the study recommended allocation of more funds to government funded street children rehabilitation programs, increased consultative meetings, frequent trainings, with encouragement for staff to mobilize for resources and an open channel for communication. This would improve sustainability of government funded street children rehabilitation programs. The research project will benefit government and policy makers, program managers in street rehabilitation programs, street children, the community and other researchers.

## **CHAPTER ONE**

### **INTRODUCTION**

#### **1.1 Background of the Study**

Globally, Poor and homeless children, sleeping in unoccupied buildings and wastelands, scavenging trying to make a living in dumpsites, hawking, and soliciting, is a feature of human suffering visible in urban settlements, towns and cities. (Alexander, 2005) States that it's one of the most conspicuous symbols of poverty and failure by government to protect and provide for its citizens. 25% of the 100 million children globally living in the urban settlements live in the streets, often in peer groups, sleeping in abandoned homes, bridges, gates or public parks (Alianza, 2000).

In Brazil, there are 200,000 to 1,000,000 children living in the streets. They do what they can to live, from selling sweets on the street corners, shoe shining, watching parked cars, drug trafficking, minor robbery and prostitution (Batliwala, 2014). In Pakistan, 1.2 million children are estimated to be employed as mendicants, sellers or shoe shine boys in the streets of Pakistan's major cities. Other major cities affected are Mumbai, Calcutta, Manila, Zenario and Bangkok among others.

Street children are vulnerable and highly exposed to many health dangers because of the conditions they live in, poor nutrition, poor health, violence, sexual and substance abuse (UNICEF, UNICEF Annual Report , 2017). The result leaves them not only looking dirty but showing signs of poor health such as persistent coughing, skin rashes, cuts, deep bruises, lice, fleas and worms. Majority suffer from poor mental health, lack of love, insecurity and emotional deprivation leads them to constant abuse of drugs. Many of them are often abused, beaten and ill-treated; they cannot access medical care because of lack of funds and ignorance to where they can access such services. If they access the services in health centers and rehab homes the treatment is not accorded properly due to negative attitude by health and social workers towards street children.

The aftermath of this is death from diseases that are easily curable and disabilities from injuries sustained in fights and accidents, rise in HIV/AIDS cases among street children and more underage pregnancies (Shorter & Onyanha, 1999). Children in the street are disadvantaged.

They don't have any background in basic education, training or vocational skills to help them earn a living in the urban centers, towns and cities. They only rely on garbage collection, towing of goods where they are paid less than a dollar, girls engage in dangerous activities such as prostitution, while boys engage in petty crimes which impairs their chances of a decent future (ANPPCAN, 1994)

The government of Kenya has a different lens from which it perceives street children. While others view street children as delinquents, psychotics and objects of pity, the government aims at providing the right environment, education, primary health care, food, shelter and clothing that would channel the lives of street children in the right direction, to allow them to become productive assets for the country, and to contribute positively to the economic and social growth of society (Mugo, 2004).

The Kenyan government through the local ministry government has set up Nairobi city council (NCC) rehabilitation programs and initiatives to channel the skills and potential of street children in an arena where they can be made self-reliant through opening residential centers. These centers in Nairobi include Pumwani reception center, Joseph Kangethe in Kibera, Shauri Moyo center, Kayole Rehabilitation center and Bahati rehabilitation Centre. The government aimed at rescuing street children offer guidance and counseling services, skills and training, basic education, food, shelter and medical care. (Omullo, 2018)

The government of Kenya through NCC has a shelter, feeding and education program for street children rehabilitation programs. Additionally, the government through NCC rehabilitation centers links street children with employment opportunities. The NCC is considered entrepreneur programs for street children, cheap shelter, community health and nutrition with goals to rehabilitate, coach kids within a wide spectrum of growth in the family and to better the environment and prospects for kids whose hopes of a better tomorrow are in doubts (Fraizer, 2017).

The County government of Nairobi created a program for kids in the streets to get medication for drug addiction in the rehabilitation centers. The program is continuous throughout the Governors five year term. It intends on placing the street children in orphanages and rehabilitation centers

and training them on vocational skills and readmitting them to school (Creswell, 2012). The National government is also building \$ 1.5 million dollars rehabilitation in Ruai that will enable County to place approximately 10,000 street children of the street. The statistics and statement show government has made strides in mitigating the challenges of street children (Omullo, 2018).

Currently many of these rehabilitation programs have stalled, the building of the Ruai rehabilitation center that sits on a 40 acre piece of land has passed its opening stage. Another recent occurrence where an operation to take street children off the streets and in rehabilitation programs found out that the centers didn't receive the kids and with the dispensation of the new constitution creating confusion on who bears the most responsibilities between government and the Nairobi county has led to Government funded rehabilitation programs stalling and unsustainable (Omullo, 2018)

## **1.2 Statement of the Problem**

Kenya government by various children protection services and Not for Profit Organizations created concerted initiatives to curb the rise of kids in the street in the urban centers through taking the street children to rehabilitation centers, Creating street children schools and charitable homes to undergo rehabilitation, training them on vocational skills with an aim of developing their skills for potential employment opportunities, survival and protection benefiting the street children, providing employment opportunities for social workers and keeping the streets of Nairobi clean and secure (Dallape, 1987)

In 2018, the rapid response team from Nairobi County carried out a raid to get street kids off the streets following an order from the Governor who had created an initiative to continuously rehabilitate street children and secure their future. However, after one month of the operation, the street children were back in the streets (Omullo, 2018). The pledge made to the people of Kenya before the 2002 general elections, The NARC Government introduced rehabilitation program for street kids in partnership with the national youth service (NYS) to direct and give street kids with knowledge and skills to make them dependent. (Mugo, 2004). It carried out the activity of getting out street kids off the streets of Nairobi and getting them in rehabilitation institutions the street children from Nairobi city and opened many rehabilitation centers which had a purpose to

reform the street kids and make them good citizens of the society, give guidance and counseling, teach on business, physical and spiritual growth, nutrition, basic shelter and clothing. With all the activities the programs did not have major impact.

In 2015 the Leadership of Nairobi County in partnership with the Government of Kenya and the County inspectorate, failed in its quest to get rid of street kids and families of the streets in Nairobi. Their activities involved operating crackdown on which 130 street kids were caught. The Street kids were taken to different rehabilitation centers in Nairobi County but have since relapsed and escaped back into the streets of Nairobi with their numbers on record increase (Omullo, 2018).

Despite the numerous efforts by both local and county governments in ensuring improvement of livelihoods among street children, there has been a challenge of a comprehensive and sustainable implementation process that results in tangible impact in tackling the street kids challenge. Most of government funded street children rehabilitation programs find it difficult to be sustainable due to delay of disbursement of government funds, inadequate allocation of funds for the program from treasury leading to a 60% of the street children in government funded rehabilitation programs relapsing back to the streets (Mugo, 2004).

This creates a vicious cycle of under-performing street children rehabilitation programs which leads to more relapse and menace in streets. Despite these problems, few studies have been done on the determinants of sustainability of government funded street children rehabilitation programs. Gaps in network of resources that shape sustainability, significant relationships between government and community participation, availability of funding source, government sustainable funding and fiscal accountability are areas that have not been comprehensively captured in recent studies. This poses a gap in knowledge that the study sought to fill through an investigation of the determinants of sustainability of government funded street children rehabilitation programs in the County of Nairobi.

### **1.3 Purpose of the Study**

The purpose of this study was to establish determinants of sustainability of government funded street children rehabilitation programs in Nairobi County.



#### **1.4 Objectives of the Study**

The study had the following objectives:

- i) To establish how financial resource determines the sustainability of government funded street children rehabilitation programs in Nairobi County.
- ii) To assess how stakeholder involvement determines the sustainability of government funded street children rehabilitation programs in Nairobi County,
- iii) To establish how capacity development determines the sustainability of government-funded street children rehabilitation programs in Nairobi County.
- iv) To assess how management styles, determine the sustainability of government funded street children rehabilitation programs in Nairobi County.

#### **1.5 Research Questions**

The report answered the following questions:

- i) How does financial resource determine the sustainability of government funded street children rehabilitation programs in Nairobi County?
- ii) How does stakeholder involvement determine the sustainability of government funded street children rehabilitation programs in Nairobi County?
- iii) How does capacity development determine the sustainability of government-funded street children rehabilitation programs in Nairobi County?
- iv) How do management styles determine the sustainability of government funded street children rehabilitation programs in the County of Nairobi?

#### **1.6 Research Hypothesis**

This research study focused on null hypothesis since the theory that has been put forward is believed to be true and used as a basis of argument but has not been proven and they consist of the following null hypothesis with a 0.5 significance level:

- i) Ho: There is no relationship between financial resource and sustainability of government funded street children rehabilitation programs in Nairobi County.

- ii) Ho: There is no relationship between stakeholder involvement and sustainability of government funded street children rehabilitation programs in Nairobi County
- iii) Ho: There is no relationship between capacity development and sustainability of government funded street children rehabilitation programs, Nairobi County
- iv) Ho: There is no relationship between management styles and the sustainability of government funded street children rehabilitation programs in Nairobi County.

### **1.7 Significance of the Study**

The findings of this study will be of great significance to the communities in Nairobi County and society as a general. This is because government funded street children rehabilitation programs play a key role in improving the welfare of street children as well as getting them off the streets and turning them into productive members of the society. The need for sustainable street children rehabilitation therefore should not be overlooked. The findings of this study will be useful to program managers of street children rehabilitation programs in planning and implementation of rehabilitation by providing knowledge and information on how financial resource, stake holder involvement, capacity development and management styles all determine the sustainability of such rehabilitation programs. The same knowledge and information can be applied by decision makers in making informed decisions making in such programs and policy formulation for street children rehabilitation. The study also helped uncover critical gaps for future researchers to explore.

### **1.8 Limitations of the Study**

One challenge was the specificity of programs which are only limited to government funded street children rehabilitation program. It left out other similar programs that are Public Private Partnerships.

The government funded street children rehabilitation programs studied were heterogeneous in nature. Each rehabilitation program was unique in strategy, structure and projects. They also had different visions, missions and objectives. This posed a problem because although these factors were not studied due to the limited scope of the study, they could have very well been moderating and intervening variables.

### **1.9 Delimitations of the Study**

The analysis was restricted to four variables, namely; financial resource, stakeholder involvement, capacity development and management styles as determinants of sustainability of government funded street kids' rehabilitation programs in the County of Nairobi. The researcher selected variables to avoid subjectivity and help carry out thorough research to get both primary and secondary data. The focus was on already established government street kids rehab programs in the county of Nairobi. There was an interest in capturing the experiences of various staff working in Government funded street children rehabilitation programs, through various rehabilitation Centers.

### **1.10 Assumption of the Study**

An assumption that respondents were available for the study was made. In Addition, an assumption that respondents would fully cooperate in providing information relevant to the study was made. The study assumed that respondents provided honest and dependable information. It also assumed that all the government rehabilitation programs were solely funded by government and there is no participation by other sectors in funding and running of their rehabilitation centers and orphanages.

### **1.11 Definition of Significant Terms**

**Financial Resource:** It refers to the financial funds of an organization or business. Money present for an organization to spend in cash form, transferable shares and loans on demand. Indicators of financial resource include availability of funds, frequency of funding and fiscal accountability.

**Stakeholder Involvement:** The process by which government engages and involves people in government activities such as priority setting activities such as setting priorities to concentrate their resource and energy, strengthen operations and ensure that its workforce and the people are working towards a shared objective. Indicators of stakeholder involvement include consultative meetings, feedback mechanisms developed, and number of workshops attended.

**Capacity Development:** A component to development that concentrates on getting to know the challenges that impede management and organizational activities in government from realizing

their goals. Indicators of capacity development in this context include training frequency, availability of trainers and resource mobilization capability.

**Management Styles:** It encompasses the way decisions at the top especially among leaders of projects make decisions, how they plan and organize work and how they exercise authority. Indicators of management style include discipline methods, level of involvement and engagement, and freedom allowed.

**Government Funded Street Children Rehabilitation Programs:** these are project, service, or activity provided by the government that directly assists government street children rehabilitation programs.

**Rehabilitation Centres:** These are institutions run by the government, equipped with facilities and personnel to undertake rehabilitation of street children and usually provide services such as drug rehabilitation, vocational training, counseling, accommodation etcetera.

**Sustainability of Government Funded Street Children Rehabilitation Programs:** Maintaining and continuity of the activities of the street children rehabilitation programs till they become part of the community resource. Additionally, sustainability refers to the ability of the street children rehabilitation programs to be maintained at certain level without future compromise. Indicators of sustainability of government funded street children rehabilitation programs include admissions, graduations, level of relapses, drug rehabilitation, number of school enrolments and adoption and family reunions.

**Rehabilitation:** Interventions by government to street children experiencing limitations in everyday functioning due to drug addiction, depression, injuries or trauma caused by living their lives in the streets

### **1.12 Organization of the Study**

There were five chapters in the investigative report. The first chapter dealt with the context of the research, the problem statement and the intent of the analysis. This also included study goals, research issues, hypothesis, context, scope and study limitations, demarcations, study assumption, and interpretation of key words.

The second chapter dealt with the theoretical literature analysis, empirical examination, and conceptual context. Whereas research design, target population, sampling method, data collection, data processing, analysis, legal and ethical issues covered the third chapter.

Chapter four constituted data collection, data analysis, interpretation, and result presentation procedures. The fifth chapter concentrated on summing up study findings, analyzing results, drawing conclusions, recommendations and areas for further analysis. Links and appendices followed after Chapter 5 have been addressed exhaustively.

## **CHAPTER TWO**

### **LITERATURE REVIEW**

#### **2.1 Introduction**

The research study identified sustainability determinants of government-funded street children rehabilitation services in Nairobi County. This chapter covers both theoretical and empirical analysis centered on the study variables such as financial resource, stakeholder involvement, capacity development and management styles. Theoretical and a conceptual framework as well as the summary of the literature reviewed were also provided in this chapter.

#### **2.2 Sustainability of Government Funded Street Children Rehabilitation Programs**

In Kenya, street children fall under the department of children's service, the probation department and the ministry of local authorities. Kenyan Government established a Street Families Trust Fund Initiative in January 2003 (UNCRC, United Nations Committee on the rights of the child, 2004). The program aims at supporting re-unification programs for street children with the mandate being drawn from the children act in 2004. The act provision is to boost parental care, breeding, espousal, custody, maintenance, guardianship, and protection and care of street kids. The act advocates for administration of children's institutions; and adheres to the principles of the united convention on rights of kids and the African charter on the rights and welfare of the child.

Despite the responsibilities of charities and non-governmental organizations as change makers, the issue of sustainability of NGO's has been a major area of debate and concern. 70% of Non-Governmental organizations do not go past their sixth year. (Frankline, 2015) Sought to investigate factors influencing sustainability of street children rehabilitation programs operated by NGOs in Kenya. The goal of the study was to determine factors influencing sustainability of street children rehabilitation programs managed by Non-Governmental Organizations in Kenya. The study found out that admissions and graduations were key metrics that determined the progress of the programs.

A study done by (Mwikali, 2018), sought to find out what factors influence skill acquisition among institutionalized street children and youth citing a case of street children in the county of

Mombasa Kenya. Goals of the study included type of trained skills, and enabling factors in skill acquisition among institutionalized street children. The study found out that relapses of street children, poor drug rehabilitation and enrolment of street children in schools were factors that hindered skill acquisition leading to collapse of street children skills acquisition program.

Rehabilitation of street children after being rescued is the most important part. After the child has been taken off the streets there is need to provide adequate care and environment until the child is reunited with his/her family or a foster family is ready to accept them. The children often wait at the Government Rehabilitation Centre where they have food, bed, and care. Our team visits the center every week and works with the children there. Rehabilitative interventions in most government rehabilitation centers are Recovery services are typically limited to center-based facilities in most government rehabilitation centers and are directed towards neglected children and/or those who are already exhibiting any advanced form of high-risk activity. Centre-based approaches represent an opportunity for 'cure' of psycho-social illnesses, mainly channeled through rehabilitation programs, but they have, in certain countries, meant radical actions such as institutionalization and imprisonment which have proved not to be effective (Leonardos, 1995).

Successful rehabilitation programs normally have rescue strategies where street children are moved from the street to rehabilitation centers (ANPPCAN, 1994). A Study done by Nestor (2015) on the sustainability of street children programs by Non-governmental organizations alluded to the fact that most of this organizations have outreach teams that have built rapport with the children living on the streets, following the acceptable procedure, the child is removed from the streets and taken to the rehabilitation Centers or directly to their own family. The process of rescuing a child is not a simple one. They work together with governmental agencies and in accordance with all the laws and regulations to ensure everything is done the right way and with the child's best interest in mind. Every case is well documented and filed, investigated and communications reports are catalogued and sorted to give to social workers access to up-to-date information

Rehabilitation approach is a key component in ensuring that there is change among street children who have undergone rehabilitation programs. This requires the collective efforts of all relevant stakeholders. A study done by Lumumba and Oruta (2017) to evaluate the efficacy of

street children's rehabilitation services in Kakamega Central Sub-County, Kenya found that 89% of street children were aware of rehabilitation services and 81.8% attended rehabilitation facilities while 16.1% attended rehabilitation facilities. They did not want to go to recovery facilities as they thought it was a waste of time and did not like being supervised. The most prominent service providers were faith-based organizations (40.2 percent). Resources given included dietary assistance (28.8%) and technical training (22.7%). 44% of street children were pleased with recovery services. The dissatisfaction arose from either because they had been refused help because of age, misbehavior or simply because they disliked the services provided.

Therefore, sustainability of street children rehabilitation programs is anchored greatly on the adoption, child welfare, graduations and admission progress. Additionally, successful rehabilitation programs have strategies of transition from the street to rehabilitation centers, and good skills acquisition are pegged on school enrolments and drug rehabilitation.

## **2.3 Financial Resources and Sustainability of Government Funded Street Children**

### **Rehabilitation Programs**

In Kenya, County governments, local and international non-governmental organizations (NGOs) and other related organizations spend substantial amounts per year for the implementation of correctional and rehabilitation programs. Failure of these programs has mainly been due to unavailability of funds. Consequently, the sustainability of these programs has not been achieved given the great efforts made by various developmental partners.

A research was conducted to assess the determinants of health project sustainability at public hospitals in Nairobi County. A target population of 168 respondents was selected from the eight Public Hospitals projects within Nairobi County. For choosing a sample size of 84 administrators as respondents. The study found that the availability of funding to support health programs, sources and project financing structure is a key factor that affects the viability of the project. Financial and economic analysis is crucial for any health project to be sustainable. The study recommend Financial policies of projects should be well prepared and project mission and goals be made clear (Ochieng, 2016).



A study conducted to examine the factors influencing Water Service Providers' financial sustainability at the Tana Water Services Board in Kenya based on evaluating the availability of funds. The study focused on lack of adequate project development process and lack of proper sector coordination and communication that challenged Tana Water Services Board financial sustainability of water service providers. The study found that insufficient funding is undermining the financial viability of Tana Water Services Board water service providers (Wahome, 2011).

Project financing comes from a number of supporters, government departments, corporate interests, and non-profit organizations from external sources. These sponsors provide various forms of socializations, declaring that funding is available to support initiatives within particular areas of interest. Funding can be defined as an art and money management science is also needed by firm activities which then generate returns and help optimize the returns of stakeholders (Yulia, 2005). There is no agreed upon definition for project financing. For example, (Finney, 1996) Defines project financing as: 'Raising funds to finance an economically independent capital expenditure project in which fund providers look primarily at the project's cash flow as a source of funds for servicing their loans and providing returns and returns on the money invested in the project (Wahome, 2011).

Successful projects require effective financial accounting to ensure that operations efficiency. This is key to manage the time, cost and quality constraints for all projects. A research was carried out to examine the impact of financial transparency on the operational effectiveness of county-funded projects in Uasin Ngishu. The study focused on identifying the impact of transparency on the operational efficiency of county-funded project, assessing the impact of participatory decision-making on county-funded project operational output, and determining the influence of the quality and reliability of financial statements on county-funded project operational effectiveness. The findings indicated that auditing is a way of monitoring and evaluating firm operations where financial records were presented to accounting office on weekly basis (Atieno, 2015)

Additionally, the study found out that that disclosure of financial records shows every aspect of expenditure of a project. It means therefore that financial records give a real picture of the project status such that if someone wants to know if the project is ailing, then he/she should look at its records. The study concluded that auditing is an important factor that influence financial accountability in many construction companies only when it is done by experts (auditors) and followed the required set standards while decision making dictates the quality of work and hence the operational efficiency of a particular project. Financial expenditure must also be noted by a person who has the knowledge of record keeping. This means that the organization undertaking this road construction under study had employed a financial expert who would keep every financial spending as the project is being implemented while disclosure of records must contain every detail of records is exposed for auditing and other management activities (Atieno, 2015).

In conclusion, program sustainability is heavily dependent on the financial resource. Availability of funds, the funding source and its compositions are components that fuel continuity of government funded projects and programs. Additionally, inadequate funding threatens sustainability and successful government programs require effective financial accounting to ensure efficiency in operations.

#### **2.4 Stakeholder's Involvement and Sustainability of Government Funded Street Children Rehabilitation Programs**

A stakeholder is an individual or community who has an interest or concern in an operation within an organization. Stakeholders are directly or indirectly influenced by the aims and ideologies of organizational practice. Examples of stakeholders include management, staff, shareholders, non-governmental organizations or society (Business directory.com). The project stakeholders are individuals or entities who are actively engaged in a project or whose interest may be impacted as a result of project implementation or project completion. Stakeholders benefit from knowing and managing their expectations by conveying positive messages on the one hand and ensuring stakeholders understand what meets their project. Stakeholders have a stake in project results. This may be a privilege, a right, ownership (the decisions that are taken have influenced an individual or party. Right may be either legal or moral rights in a situation (Malunga & Banda, 2004).

It is important to recognize legitimate and relevant stakeholders, and to consider their power and influence in managing their possible effect on the projects. Stakeholder recognition is part of the project planning process and includes the identification of individuals and groups recognized by the project as either impacting or affected by the project. Effective plans can then be designed and put in place to leverage the positive impact of stakeholders. It is a crucial concern for project managers about risk management. The failure to adapt the connection between risk management and the management of stakeholders has led to countless project failures (Parker, 2001).

A stakeholder significance and support depend on the situation and the problems, continuity and support cannot be assumed, stakeholder classification approaches have been developed to try and understand the relevance of each stakeholder for the project and to identify the most suitable management relationship. A stakeholder may be a customer or a buyer, one model category of stakeholders is focused on assessing the relationship between stakeholders and the project and the urgency of stakeholders believing that the project leads to a particular management action. (Mitchelle, Agle, & Wood, 1997)

Anyone who can influence or is influenced by an organization's or project's strategy is a stakeholder, they can be internal or external, and they can be senior or junior. Many meanings indicate that the stakeholders are the ones that have the ability to affect an entity or initiative in any way, for example people or small group with the power to respond to negotiate with and change the strategic future of the organization (Mitchelle, Agle, & Wood, 1997)

Anyone who can affect or is affected by an organization's strategy or A stakeholder approach is defined as any group that can affect or is affected by the organization's goals attainment. Stakeholders outline the vision of promoting new and better decision-making through the creation of the data training tools required for project implementation. The key emphasis on the activities should be on supporting project management execution rather than establishing structure for decision taking, knowledge should be available to support the tradeoffs analysis needed for project management. The skills of project management are very important because the skills of management include the will, the energy and the direction from the time of the project. Limited skills render the rehabilitation program undirected, with less energy or immobile (Malunga & Banda, 2004)

The level of involvement of stakeholders in a government project inevitably fluctuates; project managers will work hard to ensure that involvement never becomes nonexistence. The ideas of engaging people inside the company during implementation of policies include presenting the designs, seminars, open regular agenda sessions, items in departmental meetings created. Having people involved encouraged the cycle of transition by making sure people understood the "why" behind the transition. Lack of involvement by stakeholders with the project will lead to tremendous resistance to change (Erbaum, 2003). Business stakeholders are often limited to the most obvious (investor employee etc). The forgotten community in which the business operates can often be overlooked as a key business sustainability stakeholder (Mitchelle, Agle, & Wood, 1997).

Restricted participation leads to lack of understanding which leads to costly errors when the project is being implemented. Failure to include key influencers within the plan will result in the entire program, or part of a project being stalled. When people participate, they feel responsible for the changes that happen around them. Fear of replacement preparation and responsibility foresee their pressure point changing positions. This varies according to organization. Within each organization, the reaction differs between individuals and depends on a number of variables, including personal knowledge and previous experiences with change (Gruning, 2001).

Government agencies are some other actors interested in the development of the street kids system operated by Kenya's child welfare. Public agencies have the responsibility of funding the project and tracking and reviewing it as part of their duty to ensure that this project lives to see its completion and provides community advice. Policy agencies aim to ensure stable and sustainable jobs and tax revenues. This is why the governments are so keen to bail out huge organizations (My project management, 2009).

As a result, stakeholder participation by communities in government funded projects and programs provide realistic expectations and outcomes. Legitimate beneficiaries in government supported initiatives and projects need to be identified. The level of participation of stakeholders in government funded programs normally fluctuates, and government as a stakeholder itself should ensure projects and programs they fund are monitored and evaluated.

## **2.5 Capacity Development and Sustainability of Government Funded Street Children Rehabilitation Programs**

Human Resource efficiency is an advantage to every company and as a result training has become a problem that any organization needs to confront. The amount and quality of training carried out differs widely among organizations due to factors such as the degree of external change, new markets or new processes, the adaptability of established employees and, most importantly, the extent to which the company embraces the concept of internal career growth. Employees need to be educated, and highly qualified employee development is important. Many organizations approach their training needs in an ad hoc and haphazard manner while others identify their training needs, then rationally schedule training programs, and eventually analyze the training outcomes (Asava, 2014).

A study conducted to determine the impact of training on employee productivity in the processing field, the research purpose was to determine the effect of training on Unga Limited's lower- and middle-level employees and administrators, who were selected at random. The study also sought to evaluate the training process of Unga Limited and whether the training had improved employee productivity. The study recommended that organizations conduct an evaluation of the training needs to ensure proper training is provided; ensure that their training programs are continuous and motivate staff who perform exceptionally during training sessions so that other staff aspire to excellence in turn (Asava, 2014).

Training imparts new know-how and skills. Governments and non-governmental organizations are investing a great deal on training that focuses on best practices to impart expertise and skills to their employees to use and leverage resources on initiatives they believe training can enhance efficiency and profitability. Nonetheless, unsettled concerns about the transition of this training continue and the return in terms of performance and sustainability. A research was conducted to address questions about the variables of the training programs that seem to affect the level of transfer of agricultural best practices in the county of Kilifi, with the following aims to find out how trainer characteristics, training design and monitoring and assessment influence the level of transfer of agricultural best practices (Ndombi, 2015).

The study concluded that the transition of agricultural best practices is effectively affected by the trainee attributes, teacher attributes, training design and monitoring and evaluation, and recommended that the training programs thoroughly consider the assessment of training needs; use of exchange programs and set up farmers' field schools for access and sharing of ideas and experiences; and implementers to initiate and invest in Trainer of Trainees approach (Ndombi, 2015).

The study concluded that the transition of agricultural best practices is effectively affected by the trainee attributes, teacher attributes, training design and monitoring and evaluation, and recommended that the training programs thoroughly consider the assessment of training needs; use of exchange programs and set up farmers' field schools for access and sharing of ideas and experiences as well as accounting for such allocation (Hinds, 2008). Projects from African governments are facing capacity challenges in their search to increase mobilization of domestic capital. The key challenge is how to develop capacity to increase mobilization of domestic capital, counter illegal financial flows, boost tax collection and financial sustainability and combat corruption. In addition to the limited capacity, the inability to mobilize capital is exacerbated by low national income and production, insufficient trained personnel and restricted stakeholder consultations, the 2015 Africa Capacity Report on Domestic Resource Mobilization highlighted. That implies the need for strong and efficient institutions to increase the mobilization of domestic capital, and that building capacity in this area is critical for government projects sustainability (Hinds, 2008).

Research has shown that access to and benefit from sufficient financial resources continues to be one of the obstacles facing most local NGOs in Africa. This situation has been aggravated by the international financial downturn in recent years, and local NGOs in Africa are facing fierce competition to access ever more scarce financial resources. This was attributed to poor project proposal, weak donor mapping and donor knowledge due to an insufficient program in place to screen and match potential donors in a relatively short time to each project proposal and poor training in technological, financial and management reporting (ACDEF, 2015).

Therefore, Organizations need to carry constant training needs assessment to ensure sustainability. Questions have emerged regarding the training process in government sponsored capacity building exercises, resulting in questionable outputs and impact in terms of performance and sustainability of government funded programs.

## **2.6 Management Styles and Sustainability of Government Funded Street Children**

### **Rehabilitation Programs**

The child's social setting is a very important one. It should be friendly, and have templates that the child's caregivers can apply. There are various management styles and leadership practices which are seen in the social world. These are the ways in which leadership roles are conducted in which the leader usually behaves towards community members. The child's social setting is a very important one. It should be friendly, because the situation continues to shift, and a leader needs to constantly adapt (Goaleman, 2000).

Authoritarian managers go by various names. Often they are called top-down bosses, freaks of power or dictatorships. They do so without any love and affection being shared. They try to set strict standards of child behavior. The managers expect the workers to do their comment and generally don't allow for disputes or negotiations (Mark, 2005). The managers don't explain why they want the workers to do things; a rule or order is not supposed to be challenged. Other than the good ones, they concentrate on negative conduct and the workers are scolded.

The child's social setting is a very important one. It would be beneficial that caregivers had less use of authoritarian style with formal education, more training, more child care experience, and were in environments that were considered healthier, cleaner, and more stimulating. Non-authoritarian-style caregivers tend to have more meaningful contact with the children than carers do with more authoritarian styles. Authoritarian caregivers have high demands but are not responsive to their children but are obedient and status-oriented; they expect to obey their orders without explanation (Alexander, 2005).

Democratic administrators are strongly egalitarian; they believe the best way to draw on the broadest variety of resources to achieve the best results is to pursue consensus with workers. They also believe that providing workers with obligations and relying on them helps them

improve as workers and as. This is where the concentration of power is more on the group as a whole and great interaction is taking place within the group. The leader forges consensus by involvement and collaboration, team leadership and communication (Goaleman, 2000).

The management roles are shared with staff leaders, and the chief is more of a group member. Leaders of the party have a larger say in decision taking. The chief demands and uses subordinate advice but also takes decisions. What is allowed is peaceful thinking; it is two-way traffic, and there is appreciation and praise. Caregivers who often use the style of democratic management are accommodating; they delegate responsibility to the children, they promote active involvement, team work and give specific guidance in any task provided to the children. Caregivers that use a parliamentary model in their everyday life prefer to have further meetings and debates before taking some final decisions on any problems (Walukhu, 2015).

It is a wait-and-see strategy. The chief is always non-committal. There is no jurisdiction, total liberty, no power and no job description. In this situation, the representative is the caregiver who takes care of these children in recovery centres. They are the role models and they are the ones to witness everything that they do to the kids. They are uninvolved care-givers characterized with demands, low responsiveness, and little communication. A care-giver only provides basic needs and they are generally detached from their children's life that they take care of. In most cases these care-givers who use this management style may even reject or neglect the needs of their children (Alexander, 2005).

Care-giving is a broad concept that covers a number of circumstances and conditions from caring for a child or adult. A literature review shows readily the amount of work undertaken by scholars to better understand those relationships. However, despite the nature of relationships between caregiving, study often results in conflicting findings and more questions to answer. The caregiving research investigated the positive and negative effects of caring for others, seeking to provide a plausible explanation for the spectrum of consequences (Kings & Hayslip, 2005).

A study done by Alexander (2005), the parallel connection between management styles and caregiving approaches is illustrated. Several approaches to health care are more flexible than others. There are a lot of ideas about how to care for them. Many caregivers welcome the insights and



advice from other caregivers or through book reading. Nobody does have all the answers. Psychologists and other social scientists, however, now know which care-giving approaches are most effective and are more likely to lead to positive child outcomes. As observations, thoughts about treatment can be grouped into three approaches: love and courtesy (Jennifer, 2006).

The care-giver offers love to the kids with caring ways in the way they treat them. There's a lot of interaction where caregivers express love to kids or those they take care of through hugging, laughing, patting back when you do something positive for motivation, providing guidance and being embraced. Before the care-giver takes any action, there is participation and involvement between the child and the care-giver in all the activities. Many of the tasks include and include the child and the caregiver. We are excellent at nurturing and are easy to do. The caregiver helps the children take responsibility for themselves and think about the consequences of their behavior. They do so by giving the children simple, realistic expectations and describing why they want the children to behave in a particular manner. They also track the actions of their children to ensure they obey by guidelines and standards Care-givers direct the conduct of the children through teaching not punishment. They are open to their children and happy to answer their questions (Kings & Hayslip, 2005).

In conclusion, the authoritarian style of management focuses on the top down approach, which focuses more on bad behavior than the positive ones. Care givers who use these styles are feared and have little interaction with the street children in rehabilitation centers. Democratic style of management focuses on group power and consensus. Other care givers apply wait and see approach which at times deem not sustainable. Government staff and care givers working in government funded street children rehabilitation centers have a huge mandate of ensuring sustainability through their management styles.

## **2.7 Theoretical Framework**

The theoretical framework is intended to describe both the independent and dependent variables, as well as their relationship (Sekaran, 2003). The theoretical framework is the basis on which the entire research project. It is a logically formed, defined and elaborated association network between variables considered relevant to the problem situation and established through such processes as interviews, observations and literature surveys. According to (Malunga & Banda,

2004), An organization can ensure its sustainability through the use of two approaches: the conventional approach and the organization's approach to development. We concluded that the two methods are complementary; however, on the long-term one is more successful.

### **2.7.1 Convectional Approach**

Although the roots of convectional approach are linked to sustainable organizational theory by Sarks an American Professor and a physician, the origin of convectional approach can be traced back to the German tax accountant and administrator, Hans Carl Von Carlowitz (1941). He first used the concept on forestry management. Since 1941, Hans has distinctively worked in the field of Financial Management with his interests spreading across the broad domain of organizational activities.

Convectional approach is a sustainability approach that focuses on the organizations ability to get money to facilitate program activities. Main focus is on finance and every step taken is geared towards money generation, through training individual in budget creation, proposal writing, auditing and identifying new programs legible for government funding. The task is to convince the government finance ministry and the county government to allocate more resources to their programs. (Malunga & Banda, 2004) Predict that it is likely to continue to get more difficult for treasury to allocate more funds to programs. As more funds are diverted to other sectors of the economy. They, therefore, conclude that the old methods for allocating money into the organization may not work in this difficult environment.

### **2.7.2 Organizational Development Approach**

Concepts of organizational growth originated in the late 19th century, inspired by the need to identify and evaluate emerging ways of business such as e-business or virtual organizations (Zimmerman, 1980). As a general management idea, the notion gained attention through early publications by Chesbrough and Rosenbloom (2002), which connected the approach of organizational growth with strategy and innovation. Researchers have since produced numerous approaches to conceptualizing the development of an organization.

A conventional definition that resonates well with the overall perspective motivating this special issue was provided by Teece (2010), Highlighted the organizational development Approach as a more complicated and comprehensive approach to sustainability than the traditional conventional

approach. They note that money is not everything when it comes to organizational sustainability. We note that the organization's Development Strategy builds the organization's capacity to maintain itself and draw the support it needs to survive; continuously improving its activities with decreasing external support and this means that organization properly takes care of its human resource.

On account of organizational development approach, the aspect of sustainability is highly linked to organizational development which would mean building capacity to improve efficiency of organizations by creating processes and structure for the organization to mobilize resources on its own for sustainability. Zimmerman (1980) asserts that organizational development approach suggests improve of management, strategic planning in enhancing decision making key for organizational growth. In this view, both conventional and organizational development approach become imperative for project sustainability.

## **2.8 Conceptual Framework**

Conceptual framework is a graphical representation of the connection between variables of the study that the researcher feels exists. As conversed in the literature review, the conceptual framework for this study underlines four main determinants that the researcher believes influences sustainability of government funded street children rehabilitation programs in Nairobi County.

**Figure 1: Conceptual Framework**

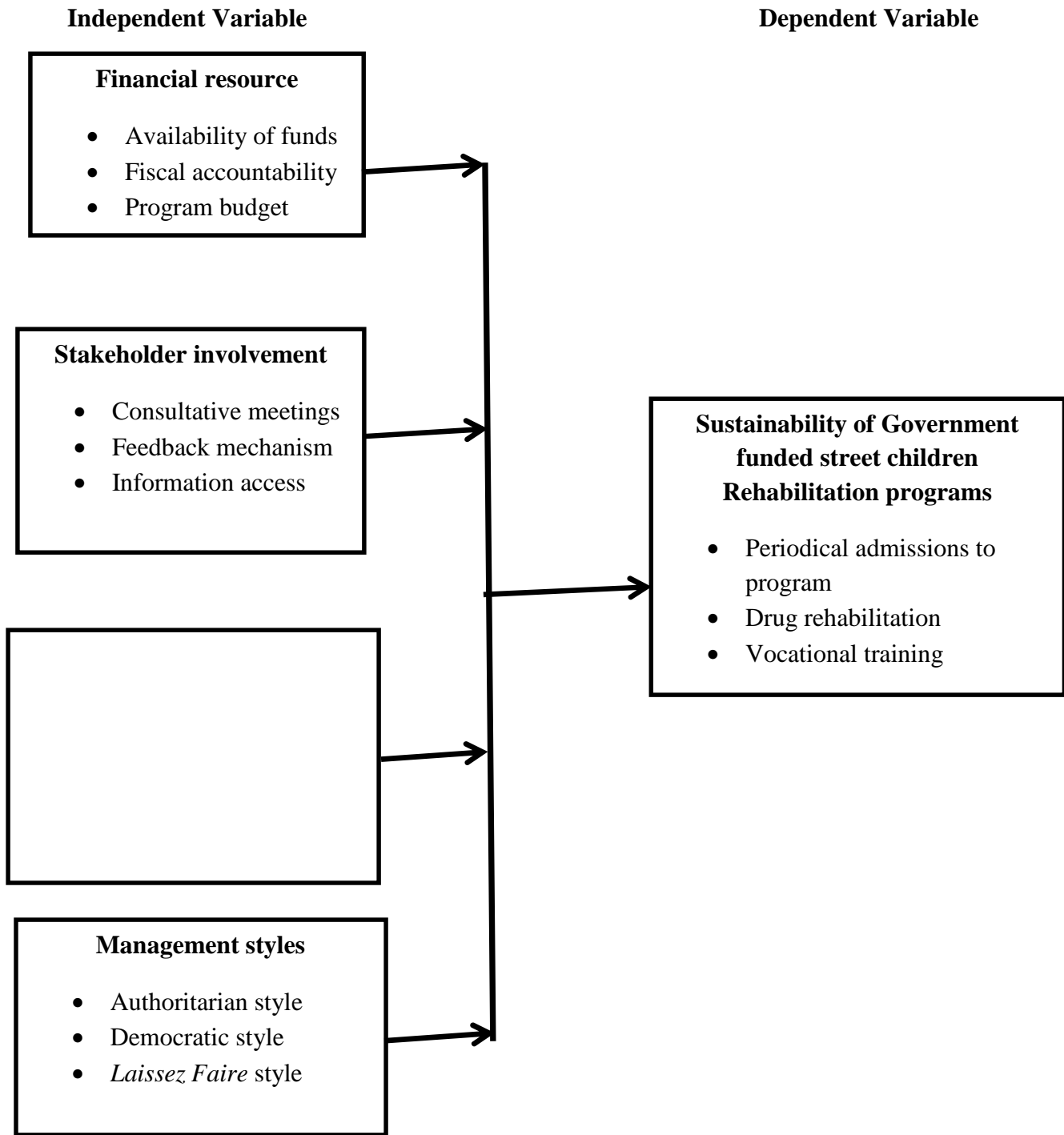


Figure 1 is a graphical representation of the study's relation between variables.

Independent variables included financial resource which comprised of availability of funds, frequency of funding and fiscal accountability. Stakeholder involvement comprises of consultative meetings, workshop and feedback. Capacity development component included training frequency, availability of trainers, and resource mobilization. Management styles included discipline methods, level of involvement and freedom allowance. All the composite factors in the independent variables contributed to the sustainability of government funded street children rehabilitation program which included factors like admissions, graduations, relapses, drug rehabilitation, school enrolments, and family reunions.

## **2.9 Summary of Literature Review**

Empirical review conducted reveals a rising concern about the sustainability of street children rehabilitation programs in many developing countries. Financial Resources and sources of funding are key and crucial elements that are needed to implement activities of street children rehabilitation programs. However, sources of funds are becoming scarce and allocations are becoming minimal there is need to document and research on how the scare and non-availability of the funds and financial resource is going to impact the viability of recovery services for street children.

Different management styles have led to collapse of street children rehabilitation programs. The kind of approach to management and its association with the street child psychology affects the program's effectiveness. Stakeholder participation are crucial and important in sustaining street children rehabilitation programs. There are no concerted efforts to have members of the community involved. There is failure in coming up with sufficient evidence of how stakeholder involvement affects sustainability.

## 2.10 Knowledge Gap

Variable	Author and the year	Title of the study	Findings	Knowledge Gap
	(Ouma,2016)	Capacity-building services impact project Success in Kenya Non-Governmental Organisations	The results indicate capacity Strategies for building were Implemented to fair degree. The results also suggest that external environmental factors affect the adoption of capacity building approaches in the companies.	The study focused more on external factors which are not the main areas of concern in this study as the research intends to pursue internal factors influencing capacity building
<b>Capacity development</b>	(Tendulkar,2012)	Creating and maintaining power in the Community: Outcomes of participatory Community-based study	Capacity Specifications and Sustainability was considered interconnected, collaboration was viewed as both facilitator and product, and capacity and sustainability were strengthened when communicating goals and achieving health outcomes.	The study focused more on community participation but did not cover aspects of leadership integrity and Governance
	(Watson,Mersa, Bergon, Abai, &Rempel, 2018)	Capacity building strategies are successful Relevant to the practice of public health: A systematic review	Web- Six forms of interference Basic education , training and seminars, technical support, self-directed learning, active groups and multi-strategy approaches	the study focused more on intervention ways and styles of capacity building which is not our main area of study in this research
	(Orimba&Awiti, 2018)	Stakeholder Participation in the Project Cycle and Performance of End Child Marriage Project in Homa Bay County, Kenya	Effective involvement of interested parties is very important in realizing stakeholder's needs and satisfaction. The study further discovered that stakeholders can highly determines success or failure of a project depending on the level of their involvement	The study focused on performance of stakeholders in community projects but failed to address stakeholders project adoption
<b>Stakeholder involvement</b>	(Rono, 2008)	Factors affecting the sustainability of development projects of nongovernmental organization in Kenya a case of NGOs in Nairobi	Sustainability of NGO's requires involvement of interested parties, holding of consultative meetings during design, planning and implementation phases and regular disclosure of project information to various stakeholders	The study did not cover network of resource shaping which we intend to cover in our study The research concentrated on community engagement in community-based organization. We plan to research the important connection between government projects and community involvement
	(Kingori, 2014)	The impact of Community engagement Fulfillment of infrastructure projects: Korogocho slums, Nairobi County	Established a significant relationship between stakeholders' involvement and project sustainability	
<b>Financial Resource</b>	(Wahome, 2011)	Factors affecting the financial sustainability of water service providers in Tana Water Service Board, Kenya	Financial Sustainability of water service providers in Tana Water Services Board is influenced by high operating and maintenance cost, availability of appropriate project development process, availability of effective and reliable Sector coordination and communication.	The study concentrates on the appropriate project and operations and not on the availability of funding source

	(Nyabayo, 2015)	Challenges facing non-governmental organizations in the attainment of financial sustainability in Busia County, Kenya	The study found out that focus on the mission statement, NOO leadership, Networking with other organizations with similar objectives and client and community participation are challenges facing non-governmental organizations in the attainment of financial sustainability.	The study focuses on the NGO's model structure and how it affects attainment of financial sustainability. Our focus on the proposed study was be on government sustainable funding
	(Otieno, 2017)	Factors Influencing Implementation of County Funded Development Projects by County Governments in Kenya (A case of Kilifi County Government)	The study found out that intergovernmental policies and frameworks between Counties and national government was a major hindrance to attainment of financial sustainability.	The study failed to address the issue of Fiscal accountability and ethical considerations which we intend to study
<b>Management styles</b>	(Kariuki, 2015)	Project manager leadership style, teamwork, Project characteristics and performance of Water projects in Kenya	There is considerable interaction Among project manager Leadership style and project time efficiency, partnership among project manager leadership style and teamwork, teamwork and project time efficiency, and project manager leadership Style, teamwork, project characteristics and project time performance.	The study has not focused on care giving approach we intend to study
	(Kiloh, 2015)	Influence of project management leadership on IT project performance: Fin-tech Kenya case	Leadership skills affected success of IT projects to a very large degree, leadership experience has deeply influenced IT project efficiency; changes in leadership regulation (processes and procedures) to positively influence IT project performance.	There was no focus on the management type of styles that we intend to cover.

## **CHAPTER THREE**

### **RESEARCH METHODOLOGY**

#### **3.1 Introduction**

This chapter described the set of methods, procedures, and rules to be used for the research being proposed. The chapter identified the proposed research design, target population, sample selection of the study, measures to gather data, effective methods of data processing and analysis, legal and ethical considerations.

#### **3.2 Research Design**

This research employed descriptive survey design. The design was accurate because it represented accurate profiles of individuals, incidents, and circumstances and facilitated highly economical collection of large quantities of data from a significant population. The proposed study gathered knowledge by administering questionnaires to a range of policy stakeholders and practitioners engaged in the government funded street children rehabilitation programs. In addition, due to its concise nature, the study design was used to help the researcher gather data from the sample participants for the purpose of estimating population parameters (Jaeger, 1988).

#### **3.3 Target Population**

The target population for the study was 140 staff of government street rehabilitation programs, centers and orphanages in Nairobi County, comprising of Directors of programs, operational managers, Supervisors and support staff (NCCS, 2015).



**Table 3.1: Target Population**

Government Funded Street Children Rehabilitation Centers	Sample size	Program Directors Directors	Operational Stakeholders	Supervisors	Support Staff	Target population
Shauri Moyo	30	5	2	2	21	30
Pumwani	24	6	2	2	14	24
Bahati	30	6	3	3	18	30
Joseph Kang'ethe	20	2	1	2	15	20
Kiriakou	18	1	1	1	15	18
Kayole	18	3	1		14	18
<b>Total</b>	<b>140</b>	<b>23</b>	<b>10</b>	<b>10</b>	<b>97</b>	<b>140</b>

### 3.4 Sample Size

The sample size for the study was 140 respondents from 6 government funded street children rehabilitation centers in Nairobi County. These centres include: Shauri Moyo, Bahati rehabilitation center, Pumwani reception center, Kariakor rehabilitation center, Joseph Kang'ethe and Kayole reception Center (Mugenda, 1999). Table 1 shows the study the entire population.

### 3.5. Sampling Procedure

A sample is a smaller category or subset of accessible population. The subgroup should be carefully chosen so as to be the representative of the appropriate characteristic of the entire population. Sampling is, according to (Ogula, 2005), a method, process or technique for selecting subgroups from a population to participate in the analysis. The selection of a number is the method or technique for selecting a subgroup from a population to take part in the analysis. It's the method of choosing a number of people for a study in such a way that the person chosen represents the large community they were chosen from. As government-funded street children recovery services are usually conducted by the government through the specific correctional

centers, the study was carried out at these centres. Given that there are only six such centres with a staff population of only 140, census sampling was employed as it was the most appropriate sampling method for his study.

Both (Mugenda, 1999) and (Kerlinger, 1973) reiterate that if the population size is small, then it's advisable for the researcher to do a complete survey on the population targeted. This provides an advantage that the survey was not be biased due to sample selection. The sample size for the study was 140 respondents from all the 6 rehabilitation centres.

### **3.6 Research Instruments**

Questionnaire was the primary tool for data gathering since the research used primary data from the sample. The questionnaire was fragmented into six segments namely: Demographic information of the respondents, sustainability of government funded street children rehabilitation programs, Financial Resource, Stakeholder Involvement, Capacity Development and Management Styles. Questionnaires with likert scales enabled the researcher to collect data on specific questions seeking to establish respondent's perceptions about determinants of sustainability of government funded street children rehabilitation programs in Nairobi County. Use of questionnaires enables a researcher to obtain fast, cheaper, accurate and consistent data that is also easier to analyze (Sansoni, 2011). Further, use of questionnaires promoted confidentiality and cost-effectiveness of the study.

#### **3.6.1 Pilot Testing of the Instruments**

Pilot testing is a preliminary study meant to improve the efficiency of research instruments and the proposed data collection methods. Pre-test of the research instruments was done in Joseph Kangethe Rehabilitation centre using a sample of 14 participants. Mugenda and Mugenda (2003) asserts that a sample size of tenth the sample of the main study is appropriate for a pilot testing. After the pilot study was concluded, the questionnaires were adjusted to ensure easy understanding of the questions, enhance their objectivity and eliminate any inconsistencies.

#### **3.6.2 Validity of the Instruments**

(Fraizer, 2017) Validity deals with inferences being true and valid based on results. This depends to what degree the results derived from data analysis accurately reflect the research variables.

With regard to this analysis, validity of the content was defined by first discussing with the supervisor the items in the research instrument. The validity of the construction was achieved by piloting the research instruments to identify and modify any ambiguous and awkward techniques. Results of this study were validated by (SPSS) of Statistical Package for social sciences.

### **3.6.3 Reliability of the Instruments**

Reliability can mean either the degree to which a measure remains invariable on repeated measures, the consistency of a measure administered to the same individuals at different times using the same norm within a given time frame, or the equivalence of sets of items from the same instrument (Kombo and Tromp, 2006). For this study, the reliability of research instruments was obtained by administering the same instrument to the same group of subjects many times. Interior consistency was calculated using the alpha function of the Cronbach to find the average inter-correlations of objects. Ngugi (2013) argues that the Cronbach alpha demonstrates the degree to which a collection of test questions can be viewed as measuring street children's recovery services supported by a single inactive government, financial resource, stakeholder involvement, capacity development and management styles. The registered reliability coefficient was 0.98, which is greater than 0.7. George and Mallery (2003) contend that a coefficient of reliability greater than 0.7 is appropriate.

### **3.7 Data Analysis Technique**

Statistical Kit for Social Sciences Applications (SPSS) is highly recommended for data processing and interpretation for study in the social sciences (Fraizer, 2017). Consequently, this method has been used in this study for data collection and interpretation. Upon data collection, the process started immediately and ended at the data analysis and processing stage. Data analysis approaches used consisting of descriptive statistics and inferential statistics. Descriptive statistics analyses the characteristics and profiles of the study sample. Inferential Statistics on the other hand is an analysis technique used to determine associations between variables. It gives an opportunity to show positive or negative relationships between variables. Hypothesis testing is an inferential statistics analysis technique. In this Study, Hypothesis testing was guided by the null hypothesis to reject or accept the study and present levels of significance.

Data analysis is the systematic method of using statistical techniques for inspecting, cleaning, transforming and modeling data in order to make sense of the vast amount of information gathered during data collection in order to draw conclusions, provide clarification or interpretation and assist in decision-making Frazer (2017). This work employed both descriptive and inferential empirical statistics and results presented in Tables. Although descriptive statistics included frequency tables and percentages to clarify and summarize the data collected, inferential statistics were presented in tables based on testing the null hypothesis using Chi-square test at a meaning level of 5 per cent and study results. The work was done using SPSS (version 23.0) software.

### **3.8 Ethical Considerations**

Ethics concern moral and social principal on how people should relate with one another in social affairs (Orodho, 2003). A letter of transmittal was provided by the school to ensure that whatever activities going on in the field have been given an approval. The researcher then proceeded to acquire a research permit from National Commission for Science, technology and Innovation (NACOSTI). Respondents were not forced into the study. Their consent was sought to be included in the study. They were given a strict level of secrecy ensuring their privacy. The researcher explained to the respondents about the research and that the study was for academic purposes only. This study was subjected to plagiarism test to ensure that it's free of plagiarism and give credit to authors and researchers.

### 3.9 Operationalization of Variables

**Table 3.2. Operationalization of variables**

Objectives	Variables	Indicators	Measurement Scale	Data Collection Methods	Data Analysis Techniques
1. To establish how financial resource determines the sustainability of government funded street children rehabilitation programs in Nairobi County.	Independent Variable: Financial Resource	Availability of funds Fiscal Accountability Program budget	Ordinal	Close ended questionnaire	Descriptive Statistics: Frequency tables, Percentages Inferential: Chi-square test
2. To assess how stakeholder involvement determines the sustainability of government funded street children rehabilitation programs in Nairobi County.	Independent Variable: Stakeholder Involvement	Consultative meetings Feedback Mechanism information access	Ordinal	Close ended questionnaire	Descriptive Statistics, Frequency tables, Percentages Inferential: Chi-square test
3. To establish how capacity development determines the sustainability of government-funded street children rehabilitation programs in Nairobi County	Independent Variable: Capacity development	Training planning Training process Resource Mobilization	Ordinal	Close ended questionnaire	Descriptive Statistics: Frequency tables, Percentages Inferential: Chi-square test
4. To assess how management styles determine the sustainability of government funded street children rehabilitation programs in Nairobi County.	Independent Variable: Management Styles	Authoritarian style Democratic style Laissez faire style	Ordinal	Close ended questionnaire	Descriptive Statistics, Frequency tables, Percentages Inferential: Chi-square test
	Dependent variable  Sustainability of Government funded street children rehabilitation programs	Periodical admissions to program Drug rehabilitation Vocational training	Ordinal	Close ended questionnaire	Descriptive Statistics, Frequency tables, Percentages Inferential: Chi-square test

## CHAPTER FOUR

### DATA ANALYSIS, PRESENTATION AND INTERPRETATION

#### 4.1 Introduction

This chapter discusses the questionnaire response rate, the respondents' demographic details on assessing and communicating viability of government-funded street children recovery services in Nairobi County. In addition, the chapter discusses data analysis, presentation, financial resource understanding, stakeholder involvement, capacity building and management styles as determinants of sustainability of government funded street children rehabilitation programs in Nairobi County.

#### 4.2 Questionnaire Return Rate

Questionnaires with Likert scales were administered to 140 respondents selected from the 6 government funded street children rehabilitation centers in Nairobi County. As presented in Table 3 out of the 140 questionnaires administered, 134 were returned having been appropriately and completely filled.

**Table 4.1: Questionnaire Return Rate**

	<b>Frequency</b>	<b>Percent</b>
Returned	134	95.71
Not returned	6	4.29
Total	140	100.0

A return rate of 95.71% was achieved as seen in table 3 creating a sufficient threshold to continue with data analysis. (Mugenda, 1999) Asserts that a response rate of 70% and above is ideal for data analysis and that the high response rate is as a result of the researchers' efforts to make face to face administration of the questionnaires to the respondents and also made use of research assistants.

### 4.3 Demographic Information of Respondents

The research sought to determine the respondents' demographic details and the following findings were obtained regarding their age, gender, marital status, level of education and level of income.

#### 4.3.1 Distribution of Respondents by Age

Identification of age is intended to advise the analysis on whether the respondents were adequately competent to appreciate the subject matter under investigation. Respondents were asked about their age, and table 4.2 indicates the distribution of respondents by age

**Table 3.2: Distribution of respondent by age**

Age	Frequency	Percent (%)
18-27 years	25	18.7
28-37 years	34	25.4
38-47 years	65	48.5
48-57 years	10	7.5
<b>Total</b>	<b>134</b>	<b>100.0</b>

All the respondents who took part in this study were over 18 years old from the findings shown in Table 4. This means that all respondents were adults, adequately informed about problems surrounding government-funded street children recovery centers and their activities and yet educated enough to understand and react to the question being investigated.

#### 4.3.2 Distribution of Respondents by Gender

Table 4.3 shows the result of distribution of respondents by gender. The aim to study their gender was to determine sustainability of government funded street children rehabilitation centers in Nairobi County was perceived among the staff based on whether one was male and female.

**Table 4.3: Distribution of Respondents by Gender**

<b>Gender</b>	<b>Frequency</b>	<b>Percent</b>
Male	87	64.9
Female	47	35.1
<b>Total</b>	<b>134</b>	<b>100.0</b>

From the results, 64.9% of the respondents were found to be males while 35.1% were females. As reflected in Table 5 results obtained shows there was a gender disparity among the responses of the respondents. Majority of the respondents were male meaning more recruitment on government funded street children rehabilitation centers are male but within the two thirds gender rule hence no gender biasness and also that the data collected was reliable.

#### **4.3.3 Distribution of Respondents by Marital Status**

The study examined the distribution of respondents on the basis of their marital status to establish whether respondents' marital status shaped their perceptions about determinants of sustainability on government funded street children rehabilitation. Results were presented as shown in Table 4.4

**Table 4.4: Distribution of Respondents by Marital Status**

	<b>Frequency</b>	<b>Percent (%)</b>
Single	32	23.9
Married	102	76.1
<b>Total</b>	<b>134</b>	<b>100.0</b>

From the results, 23.9% of the respondents indicated they were single compared to 76.1% who indicated that they were. As reflected in Table 6 majority (76.1%) of beneficiaries are households comprising of married families implying that there is high commitment towards rehabilitation and care for the street children and a burden of ensuring that the street children are all rehabilitated.



#### 4.3.4 Distribution of Respondents by Level of Education

Respondents were required to state their level of education. It was to determine the respondents' capacity to understand and address the study's questions. Results as set out in Table 4.5

**Table 4.5: Distribution of respondents by education level**

<b>Education Level</b>	<b>Frequency</b>	<b>Percent (%)</b>
Secondary level	93	69.4
Tertiary/college level	15	11.2
University level	26	19.4
<b>Total</b>	<b>134</b>	<b>100.0</b>

Results show that 69.4% of the respondents achieved a secondary education, 11.2% tertiary level and 19.4% had achieved university level of education. These results indicate that respondents had capacity to understand the questions in the questionnaire and also could comprehend the problem under investigation.

#### 4.3.5 Distribution of Respondent by Level of Income

Table 4.6 examines the distribution of respondents in correspondence to their level of income. This to shed light on the economic wellbeing of government funded street children rehabilitation programs workers.

**Table 4.6: Distribution of Respondents by Income**

	<b>Frequency</b>	<b>Percent (%)</b>
KES20,001-30,000	73	54.5
KES 30,001-40,000	32	23.9
KES 40,001-50,000	10	7.5
Above KES 50,000	19	14.2
<b>Total</b>	<b>134</b>	<b>100.0</b>

Results in Table 4.6 reveal that 54.5% earn between 20000 and 30000, 23.9% earns 30,001to 40,000, 7.1% earn 40,001-50,000 and 14.2% earn above 50,000. This finding shows a significant number of government workers earn a monthly income that is above the Kenya’s current statutory minimum wage of KES 13572, amount deemed necessary to provide food, clothing and shelter for an individual living in Kenya regardless of the level of education

#### **4.3.6 Distribution of Respondents by Occupation**

Table 4.7 examines the distribution of respondents by the occupation and roles they play in government funded street children rehabilitation programs. Level of occupation gives insight on the levels of interaction they have with the street children and the capacity they have to make or influence decisions in planning and organization.

**Table 4.7: Distribution of Respondents by Occupation**

	<b>Frequency</b>	<b>Percent</b>
Programs Director	22	16.4
Operational Stakeholders	10	7.5
Supervisor	9	6.7
Support Staff	93	69.4
Total	134	100.0

Result in Table 4.7 reveal that 69.4% of the respondents are support staff implying that there is high level interaction between the street children and staff, 16.4% of the respondents are programs director and 6.7% are supervisors implying that there is enough capacity and control in planning and organization for street children rehabilitation programs.

#### **4.4 Sustainability of Government Funded Street Children Rehabilitation Programs**

Respondents were asked to score to what degree they agreed or disagreed with statements concerning sustainability of government-funded street children rehabilitation services in Nairobi County. Responses were put on a five likert scale with 1 = Strong Disagreement, 2 = Disagreement, 3 = Neutral, 4= Agreement and 5= Strong Agreement and results are shown in Table 4.8

**Table 4.8: Sustainability of Government Funded Street Children Street Rehabilitation Program**

Statement		Strongly Disagree	Disagree	Neutral	Agree	Strongly Agree	Total
<b>Periodical Admission to Programs</b>							
There are periodical admissions in Government funded street children rehabilitation programs in Nairobi county.	<b>F</b>	25	19	0	42	48	134
	<b>%</b>	18.7	14.2	0	31.3	35.8	100
There are high admission rates in government funded street children rehabilitation programs in Nairobi county.	<b>F</b>	25	30	9	45	25	134
	<b>%</b>	18.7	22.4	6.7	33.6	18.7	100
Admissions of street children to government funded street children rehabilitation programs is conducted transparent manner	<b>F</b>	25	20	0	57	32	134
	<b>%</b>	18.7	14.9	0	42.5	23.9	100
<b>Drug Rehabilitation</b>							
Most of the street children admitted to these programs require drug rehabilitation.	<b>F</b>	0	42	0	44	48	134
	<b>%</b>	0	31.3	0	32.8	35.8	100
Government funded street children rehabilitation centers have adequate drug rehabilitation facilities.	<b>F</b>	60	52	0	22	0	134
	<b>%</b>	44.8	38.8	0	16.4	0	100
There is a high rate of successful drug rehabilitation in government funded street children rehabilitation programs	<b>F</b>	0	39	23	25	47	134
	<b>%</b>	0	29.1	17.2	18.7	35.1	100
There is a low relapse rate in government funded street children rehabilitation programs	<b>F</b>	10	54	23	0	47	134
	<b>%</b>	7.5	40.3	17.2	0	35.1	100

### Vocational Training

There is high enrollment to vocational training in government funded street children rehabilitation programs	<b>F</b>	20	42	0	0	72	134
	<b>%</b>	14.9	31.3	0	0	53.7	100
There is low dropout rate from vocational training in government funded street children rehabilitation programs	<b>F</b>	0	47	0	34	53	134
	<b>%</b>	0	35.1	0	25.4	39.6	100
Graduations are held periodically to commemorate completion of vocational training	<b>F</b>	0	0	17	34	83	134
	<b>%</b>	0	0	12.7	25.4	61.9	100

In regards to admission of children to government funded street children rehabilitation program, majority 67.1% of the respondent agreed that there was periodical admission of street children in government funded street children rehabilitation programs. (52.3%) agreed that the admission rates were high during the periodical admissions, this means there is high satisfaction of how government funded street children rehabilitation programs conducts their admissions. (66.4%) agreed that admissions of street children to government funded street children rehabilitation programs is conducted transparent manner.

In the area of drug rehabilitation in government funded street children programs (68.6%) of the respondents agree that most of the children admitted to the programs require drug rehabilitation. (83.6%) Disagree with the fact that Government rehabilitation centers have adequate drug rehabilitation facilities. (51.3%) agree that there is high success rate of drug rehabilitation in government funded street children rehabilitation programs. (76.4%) agree there is a low relapse rate among children in government funded street children rehabilitation programs. This implies that even without adequate government facilities for drug rehabilitation, the available facilities have a considerable impact.

In the area of vocational training, (53.4%) of the respondents agreed that there is enrollment in government funded street children rehabilitation programs and (61.4%) disagree that there is low dropout rate from school among street children in government funded street children

rehabilitation programs. (87.3%) agreed that graduations are held periodically to commemorate completion of vocational training

#### **4.5 Determinants of Sustainability of Government Funded Street Children Rehabilitation Programs**

The research aimed to assess the sustainability determinants of government-funded street children recovery services in Nairobi County. Each section provides summaries of the findings of the research and their interpretation of both descriptive and inferential data, both of which have been performed in relation to the study's objectives.

##### **4.5.1 Financial Resource and of Sustainability of Government Funded Street Children Rehabilitation Programs in Nairobi County**

Respondents were asked to assess the degree to which they agreed or disagreed with claims on the financial capital effect of government-funded street children recovery services on sustainability. Responses were put on a five likert scale where, as shown in Table 4.9, 1 = Strongly Disagree, 2 = Disagree, 3 = Neutral, 4= Agree and 5 = Strongly Agree and Results were given.

**Table 4.9: How Financial Resources Determines Sustainability of Government Funded Street Children Rehabilitation Programs.**

Statement		Strongly Disagree	Disagree	Neutral	Agree	Strongly Agree	Total
<b>Availability of Funds</b>							
There is adequate funding in government funded street children rehabilitation program	F	60	52	0	22	0	134
	%	44.8	38.8	0	16.4	0	100
There is timely disbursement of funds by government in government funded street children rehabilitation programs	F	49	55	0	31	0	134
	%	35.8	41.0	0	23.1	0	100
Government funded street children rehabilitation programs receive funds from other sources	F	35	20	23	56	0	134
	%	26.1	14.9	17.2	41.8	0	100
There is regular disbursement of funds by government to government funded street children rehabilitation programs	F	0	39	0	48	47	134
	%	0	29.1	0	35.8	35.1	100
<b>Fiscal Accountability</b>							
There is periodical internal audits in government funded street children rehabilitation programs	F	25	20	10	57	22	134
	%	18.7	14.9	7.5	42.5	16.4	100
There are annual external audits in government funded street children rehabilitation programs	F	25	20	10	57	22	134
	%	18.7	14.9	7.5	42.5	16.4	100
Audits reports are publicly shared and easily accessible in government funded street children rehabilitation programs	F	20	23	0	44	47	134
	%	14.9	17.2	0	32.8	35.1	100
<b>Program Budget</b>							
There is an annual program budget in government funded street children rehabilitation programs	F	18	25	0	24	67	134

	%	13.4	18.6	0	18	50	100
There is fair distribution of financial resources for the various activities in government funded street children rehabilitation programs	F	47	44	0	20	23	134
	%	35.1	32.8	0	14.9	17.2	100
There is a supplementary budget to cater for ineventualities in government funded street children rehabilitation programs	F	18	25	0	24	67	134
	%	13.4	18.6	0	18	50	100

In respect to Availability of funds, majority (83.6%) of the respondents disagreed there is adequate funding in government funded street children rehabilitation programs, (76.4%) disagreed with the fact that there is timely disbursement of funds by government to the rehabilitation programs. Nearly half (42.9%) agreed that government funded street children rehabilitation programs receive funding from other sources and (70.7%) of the respondents agreed that there is regular disbursement of funds to the rehabilitation programs by the government. This finding shows constrained access to adequate funds for the street rehabilitation programs.

In regards to fiscal accountability, majority (59.3%) of the respondents agreed that there is periodical internal audits in government funded street children rehabilitation programs, (59.3%) of the respondents agreed that there are annual external audits in government funded street children rehabilitation programs and (68.6%) of the respondents agreed that audit reports for government funded street children rehabilitation programs are publicly shared and easily accessible. This finding shows that there is transparency and accountability of government funds in street children rehabilitation programs. It also shows that government funded street children rehabilitation programs have effective internal operations which help in pursuant of the program goals.

In regard to program budget, (68%) agree that There is an annual program budget in government funded street children rehabilitation programs. (67.9) disagree that there is fair distribution of financial resources for the various activities in government funded street children rehabilitation

programs and (68%) agree that here is a supplementary budget to cater for ineventualities in government funded street children rehabilitation programs.

#### 4.5.1.1 Chi Square Test for the First Hypothesis

**Table 4.10: H<sub>0</sub>: Financial Resource has no Significant Influence on Sustainability of Government Funded Street Children Rehabilitation Programs in Nairobi County.**

	Value	df	Asymp. Sig. (2-sided)
Pearson Chi-Square	12.016 <sup>a</sup>	1	.001
Likelihood Ratio	18.451	1	.000
Linear-by-Linear Association	11.927	1	.001
N of Valid Cases	134		

(0.0%) cells had expected count less than 5. The minimum expected count is 20.2

Table 4.10 shows results of Pearson Chi-Square test value of 12.016 with a P-value  $0.000 < 0.05$ . This finding indicates a significant association between financial resource and sustainability of government funded street children rehabilitation program in Nairobi County. As a result, the first null hypothesis (H<sub>0</sub>: There is no relationship between financial resource and sustainability of government funded street children rehabilitation programs in Nairobi County. Was rejected at 0.05% level of significance and concluded that financial is a determinant of sustainability of government funded street children rehabilitation programs in Nairobi County.

#### 4.5.2 Stakeholder Involvement and Sustainability of Government Funded Street Children Rehabilitation Programs in Nairobi County

Respondents were asked to assess the degree to which they agreed or disagreed with claims on the financial capital effect of government-funded street children recovery services on sustainability. Responses were put on a five-likert scale where 1 = Strongly Disagree, 2 = Disagree, 3 = Neutral , 4 = Agree and 5 = Strongly Agree and findings as shown in Table 4.11 below were provided.



**Table 4.11: How Stakeholder Involvement Determines the Sustainability of Government Funded Street Children Rehabilitation Programs in Nairobi County.**

<b>Statement</b>		<b>Strongly Disagree</b>	<b>Disagree</b>	<b>Neutral</b>	<b>Agree</b>	<b>Strongly Agree</b>	<b>Total</b>
<b>Consultative Meetings</b>							
There are adequate consultative meetings in government funded street children rehabilitation programs	F	45	25	0	64	0	134
	%	33.6	18.7	0	47.8	0	100
All stakeholders are encouraged to attend consultative meetings in government funded street children rehabilitation programs	F	64	25	0	45	0	134
	%	47.8	18.7	0	33.6	0	100
The agenda for consultative meetings are usually easy to understand and follow meetings in government funded street children rehabilitation programs	F	64	25	0	45	0	134
	%	47.8	18.7	0	33.6	0	100
<b>Feedback Mechanism</b>							
There is regular feedback from stakeholders in diverse groups in government funded street children rehabilitation programs	F	45	25	0	42	22	134
	%	33.6	18.7	0	31.3	16.4	100
Action is taken from feedback from the different stakeholders in government funded street children rehabilitation programs	F	20	35	0	32	47	134
	%	14.9	26.1	0	23.9	35.1	100
Effective channels have been put in place for providing feedback in government funded street rehabilitation programs	F	45	0	0	79	10	134
	%	33.6	0	0	59.0	7.5	100
<b>Information Access</b>							
Stakeholders have access to program documents in government funded street children rehabilitation program	F	20	50	0	64	0	134
	%	14.9	37.3	0	47.8	0	100

There are frequent workshops for stakeholders in government funded street children rehabilitation programs	F	25	30	0	79	0	134
	%	18.7	22.4	0	59.0	0	100
There is high stakeholder attendance of workshop in government funded street children rehabilitation programs	F	25	20	0	57	32	134
	%	18.7	14.9	0	42.5	23.9	100

In regards to consultations, majority (52.9%) disagreed with the fact that there were adequate consultative meetings, (66.4 %) disagreed that all stakeholders were encouraged to attend consultative meeting and disagreed that the meeting agenda was usually easy to understand and follow, (52.9%)

In matters feedback mechanism, (52.3%) disagreed with the statement that there was regular feedback from stakeholders in diverse groups in government funded street children rehabilitation programs.(58.6%) agreed that Action is taken from feedback from stakeholders with (66.4%) agreeing that effective channels have been used in providing feedbacks to government funded street children rehabilitation programs

In matters information access, majority (59.3%) agreed that Stakeholders have access to program documents; another (59.3%) agreed that there were frequent workshops for stakeholders in government funded street children rehabilitation programs (66.5%) which had high stakeholder attendance.

**4.5.2.1 Ho: Stakeholder Involvement and Sustainability of Government Funded Street Children Rehabilitation Programs in Nairobi County.**

**Table 4.12: Stakeholder Involvement and Sustainability of Government Funded Street Children Rehabilitation Program**

	Value	df	Asymp. Sig. (2-sided)
Pearson Chi-Square	55.930 <sup>a</sup>	1	.000
Likelihood Ratio	72.426	1	.000
Linear-by-Linear Association	55.513	1	.000
N of Valid Cases	134		

35 cells (83.3%) have expected count less than 5. The minimum expected count is .71

Table 4.12 reveals Pearson Chi-Square test results of 55,930 with a P-value of < 0.05. This outcome demonstrates a significant association between stakeholder involvement and sustainability of Nairobi County's government funded street children rehabilitation programs. The second null hypothesis, (Ho: There is no relationship between stakeholder involvement and the sustainability of government funded street children rehabilitation programs in Nairobi County) is therefore rejected at 0.05% level of significance.

**4.5.3 Capacity Development and Sustainability of Government Funded street Children Rehabilitation Programs in Nairobi County**

The responders were asked to rate the extent to which they agreed or disagreed with statements regarding capacity development influence on sustainability of government funded street children rehabilitation programs. Responses were placed on a five likert scale where 1=Strongly Disagree, 2=Disagree, 3=Neutral, 4= Agree and 5= Strongly Agree and results were presented as shown in Table 4.13

**Table 4.13: How Capacity Development Determines Sustainability of Government Funded Street Children Rehabilitation Programs**

Statement		Strongly Disagree	Disagree	Neutral	Agree	Strongly Agree	Total
<b>Training Planning</b>							
There is training schedule in government funded street children rehabilitation programs	F	50	43	0	10	31	134
	%	37.3	32.1	0	7.5	23.1	100
There is training curriculum for training exercises in government funded street children rehabilitation programs	F	25	25	0	53	31	134
	%	18.7	18.7	0	39.6	23.1	100
There are adequate training materials in Government funded street children rehabilitation programs	F	25	34	0	75	0	134
	%	18.7	25.4	0	56.0	0	100
<b>Training Process</b>							
Qualified trainers are usually available in government funded street children rehabilitation programs	F	25	55	0	23	31	134
	%	18.7	41.0	0	17.2	23.1	100
There is frequent training need analysis in government funded street children rehabilitation programs	F	45	0	0	67	22	134
	%	33.6	0	0	50	16.4	100
Training evaluation is usually conducted at the end of a training session in government funded street children rehabilitation programs	F	45	0	0	67	22	134
	%	33.6	0	0	50	16.4	100
<b>Resource Mobilization</b>							
There is training on resource mobilization in government funded street children rehabilitation programs	F	25	44	0	35	31	134
	%	18.7	32.1	0	26.1	23.1	100
Staff are encouraged to mobilize resources in government funded street children rehabilitation programs	F	25	68	0	19	22	134
	%	18.7	50.7	0	14.2	16.4	100
Staff efforts in resource mobilization are recognized in government funded street children rehabilitation programs	F	68	25	0	19	22	134
	%	50.7	18.7	0	14.2	16.4	100

In matters training planning, (69.3%) disagreed with the statement that there was training schedule in government funded street children rehabilitation programs. however, (62.2%) agreed that there is training curriculum for training exercises in government funded street children rehabilitation programs and (56.0%) agreed that there were adequate training materials in Government funded street children rehabilitation programs

In matters training process, majority of the respondents (66.4%), agreed that there was frequent training need analysis in government funded street children rehabilitation programs, (60%) disagreed with the fact that there qualified trainers were usually available in government funded street children rehabilitation programs and (56.4%) agreed that training evaluation is usually conducted at the end of a training session in government funded street children rehabilitation programs

In matters regarding adequate resource mobilization (60%) of the respondents disagreed that there is training on resource mobilization and (69.3%) disagreed that staff are encouraged to mobilize resource in government funded street children rehabilitation program while (69.4%) disagreed that Staff efforts in resource mobilization are recognized in government funded street children rehabilitation programs

**4.5.3.1 Ho: There is no Relationship between Capacity Development and Sustainability of Government Funded Street Children Rehabilitation Programs, Nairobi County**

**Table 4.14: Relationship between Capacity Development and Sustainability of Government Funded Street Children Rehabilitation Programs.**

	Value	df	Asymp. Sig. (2-sided)
Pearson Chi-Square	120.988 <sup>a</sup>	1	.000
Likelihood Ratio	144.604	1	.000
Linear-by-Linear Association	120.086	1	.000
N of Valid Cases	134		

36 cells (85.7%) have expected count less than 5. The minimum expected count is .71

Table 4.14 shows results of Pearson Chi-Square test value of 120.988 with a P-value  $<0.05$ . This outcome shows a significant association between capacity development and sustainability of government funded street children rehabilitation program in Nairobi County. Therefore, the second null hypothesis ( $H_0$ : There is no relationship between capacity development and sustainability of government funded street children rehabilitation programs, Nairobi County) was rejected at 0.05% level of significance and concluded that capacity development is a determinant of sustainability of government funded street children rehabilitation programs in Nairobi County.

#### **4.5.4 Management Styles and Sustainability of Government Funded Street Children Rehabilitation programs**

Respondents were requested to rate the extent to which they agreed or disagreed with statements regarding Management style influence on sustainability of government funded street children rehabilitation programs. Responses were placed on a five likert scale where 1=Strongly Disagree, 2=Disagree, 3=Neutral, 4= Agree and 5= Strongly Agree and results were presented as shown in Table 4.15

**Table 4.15: How Management Styles Determines the Sustainability of Government Funded Street Children Rehabilitation Programs**

Statement		Strongly Disagree	Disagree	Neutral	Agree	Strongly Agree	Total
<b>Authoritarian Style</b>							
Corporal punishment is administered in government funded street children rehabilitation programs	F	39	47	0	25	23	134
	%	29.1	35.1	0	18.7	17.21	100
Children are forbidden to question rules made and commands given in government funded street children rehabilitation programs	F	43	44	0	22	25	134
	%	32.1	32.8	0	16.4	18.7	100
Children are excluded in decision making of issues affecting them in government funded street children rehabilitation programs	F	0	22	0	57	55	134
	%	0	16.44	0	42.5	41.1	100
<b>Democratic Style</b>							
Bottoms up approach is better than top down approach in government funded street children rehabilitation programs	F	45	9	0	55	25	134
	%	33.6	6.7	0	41.0	18.7	100
There is great interaction between the staff and the children in government funded street children rehabilitation programs	F	58	42	0	0	34	134
	%	43.3	31.3	0	0	25.4	100
The children in government funded street children rehabilitation programs have a voice through their elected team leaders	F	25	0	0	78	31	134
	%	18.7	0	0	58.2	23.1	100
<b>Laissez-faire style</b>							
There is clear definition of roles in care giving to the children in government funded street children rehabilitation programs	F	25	0	0	87	22	134
	%	18.7	0	0	64.9	16.4	100
There is unrestricted movement of children in and out of the centres in in government funded street children rehabilitation programs	F	60	52	0	22	0	134

	%	44.8	38.8	0	16.4	0	100
There is open communication between staff and street children in government funded street children rehabilitation programs	F	68	0	0	32	34	134
	%	50.7	0	0	23.9	25.4	100

In regards to Authoritarian style, Majority of the respondents (64.3%) of the respondents disagreed that corporal punishment is administered in government funded street children rehabilitation programs however, (83.5%) disagreed with the fact Children are forbidden to question rules made and commands given in government funded street children rehabilitation programs in government funded street children rehabilitation programs while (83.6%) agreed that Children are excluded in decision making of issues affecting them in government funded street children rehabilitation programs in Nairobi county.

In matters democratic style, ((60%) agreed to the fact that Bottoms up approach is better than top down approach, (75.3%) disagreeing with the fact that there is great interaction between the staff and the children. (80.5%) of the respondents agreed to the fact that children in government funded street children rehabilitation programs have a voice through their elected team leaders.

In matters *Laissez Faire* style, (81.4%) of the respondent agreed to the fact that there was clear definition of roles in care giving whereas a slight majority (50.7%) disagreed with the fact that there is open communication between staff and street children in government funded street children rehabilitation programs and (83.6%) disagreed that there is unrestricted movement of children in and out of the centres government funded street children rehabilitation programs in Nairobi county.



**4.5.4.1 Ho: There is no Relationship between Management Styles and Sustainability of Government Funded Street Children Rehabilitation Programs in Nairobi County.**

**Table 4.16: Relationship between Management Styles and Sustainability of Government Funded Street Children Rehabilitation Programs.**

	Value	df	Asymp. Sig. (2-sided)
Pearson Chi-Square	33.048 <sup>a</sup>	1	.000
Likelihood Ratio	46.144	1	.000
Linear-by-Linear Association	32.801	1	.000
N of Valid Cases	134		

35 cells (83.3%) have expected count less than 5. The minimum expected count is .71

Table 4.16 shows results of Pearson Chi-Square test value of 33.048 with a P-value <0.05. This outcome shows a significant association between management styles and sustainability of government funded street children rehabilitation program in Nairobi County. Therefore, the second null hypothesis (Ho: There is no relationship between management styles and sustainability of government in Nairobi county) was rejected at 0.05% level of significance and concluded that Management Styles is a determinant of sustainability of government funded street children rehabilitation programs in Nairobi County.

**CHAPTER FIVE**  
**SUMMARY OF FINDINGS, DISCUSSION, CONCLUSION AND**  
**RECOMMENDATIONS**

**5.1 Introduction**

This chapter presents a summary of findings, discussion of the findings, conclusion and recommendations of this study. In addition, the chapter covers suggestions for further studies.

**5.2 Summary of Findings**

The study was carried out for the goal of determining factors of sustainability of government funded street children rehabilitation programs in Nairobi County. Descriptive survey design was employed in this study. Questionnaires with Likert scales were used as instruments of gathering data between January and February 2020. 134 respondents from 140 selected samples were interviewed and 134 questionnaires out of 140 were returned, completely and correctly filled.

Admissions to government funded street children rehabilitation programs periodical and admission rates high. They were also conducted transparent manner. Most of the children admitted to the programs require drug rehabilitation however, rehabilitation facilities were inadequate. Despite that fact there was high rate of successful drug and low relapse rate among children in government funded street children rehabilitation programs in Nairobi County. Enrollment to vocational training was high but high dropout rates in the government funded street children rehabilitation programs in Nairobi County. Graduations were held periodically to commemorate completion of vocational training

**5.2.1 Financial Resource and Sustainability of Government Funded Street Children  
Rehabilitation Programs in Nairobi County.**

Pearson Chi-Square test gave a result of 55,930 with a P-value of  $< 0.05$ . The null hypothesis, there is no relationship between financial resource and sustainability of government funded street children rehabilitation programs in Nairobi County, was therefore rejected at 0.05% level of significance. Financial resource is therefore a determinant of sustainability of government funded street children rehabilitation programs in Nairobi County.

It was however unfortunate that, program funding was often inadequate, however complementary funding was often derived from other sources. Although disbursement of Government was regular, delay in program implementation can result due to lack of timely disbursement of funds. Periodical internal and external audits and public and easily accessible audit reports foster fiscal accountability and transparency.

### **5.2.2 Stakeholder Involvement and Sustainability of Government Funded Street Children Rehabilitation Program in Nairobi County**

The null hypothesis, there is no relationship between stakeholder involvement and sustainability of government funded street children rehabilitation programs in Nairobi County, was rejected at 0.05% level of significance as Pearson Chi-Square test results of 55,930 with a P-value of  $< 0.05$  was obtained. Hence, stakeholder involvement is a determinant of sustainability of government funded street children rehabilitation programs in Nairobi County.

Respondents felt that there weren't adequate consultative meetings, they disagreed that all stakeholders were encouraged to attend and also that meeting agenda was easy to understand and follow. However, they agreed that effective feedback mechanisms were provided and action was taken from feedback. There were also frequent workshops for stakeholders which had high attendance and in which stakeholders had access to program documents.

### **5.2.3 Capacity Development and Sustainability of Government Street Children Rehabilitation Program**

The null hypothesis, there is no relationship between capacity development and sustainability of government funded street children rehabilitation programs in Nairobi County, was rejected at 0.05% level of significance as Pearson Chi-Square test value of 120.988 with a P-value  $< 0.05$  was obtained. Capacity Development is therefore a determinant of sustainability of government funded street children rehabilitation programs in Nairobi County.

Respondents felt that although there was a training curriculum and adequate training materials, there usually was no training schedule which highlighted a flaw in training planning. The training was however frequent and training evaluation conducted at the end of every training session. They disagreed with the fact that qualified trainers were usually available in the

programs. They also disagreed with the fact that training on resource mobilization was provided, that staff were encouraged to mobilize resources and that staff efforts in resource mobilization were recognized.

#### **5.2.4 Management Style and Sustainability of Government Funded Street Children**

##### **Rehabilitation Programs in Nairobi County**

The null hypothesis, there is no relationship between Management styles and sustainability of government funded street children rehabilitation programs in Nairobi County, was rejected at 0.05% level of significance as Pearson Chi-Square test value of 33.048 with a P-value <0.05 was obtained. Hence, Management Style is a determinant of sustainability of government funded street children rehabilitation programs in Nairobi County.

All three management styles were found to be often employed though to varying degrees. Corporal punishment was rarely administered. Children were not forbidden from questioning rules made and commands given, they are however excluded in decision making of issues affecting them. Respondents agreed that bottoms up approach was better than top down and the children had a voice through their elected team leaders despite the fact that there was not great interaction between the staff and the children. There was not open communication either and there was clear definition of roles. The respondents also disagreed that the children were allowed unrestricted movement in and out of the centres.

#### **5.3 Discussion of Findings**

In this section, discussion of research findings based on the objective of the study and also the link findings to the reviewed literature are covered.

##### **5.3.1 Financial Resource and Sustainability of Government Funded Street Children**

###### **Rehabilitation Program in Nairobi County.**

Financial resource was established as a determinant of sustainability in government funded street children rehabilitation program in Nairobi County. (Ndombi, 2015) Maintains that financial remuneration problems, delayed disbursement of funds in Government projects are likely to lead to poor work performance, loss of interest of work, and corruption in government led institutions. Sound financial management and training as well as effective monitoring and

evaluation of financial resource influence the sustainability of the Economic stimulus package projects (Kipyegon, 2014). Financial Accountability ensures that most community water projects are sustainable (Mbatha, 2011). The findings of this study revealed that there is inadequate funding in government funded street children rehabilitation programs. Very few Government funded street children rehabilitation programs receive funding from other sources. Even though there is regular disbursement of funds, the disbursement is frequently late. There are periodical internal and annual external audits. The audit reports are shared and easily accessible.

Hypothesis testing also revealed a Chi-square test value of 840.000 with a p-value  $<0.05$ . As a result, the first null hypothesis was rejected at 0.05 percent level of significance and as such, confirmed that financial resource is a determinant of sustainability in government funded street children rehabilitation programs in Nairobi County. The findings were in agreement with (Otieno, Owuor, & Richard, 2017) In Nairobi County, Kenya who revealed that fiscal accountability is a factor influencing implementation of County Government funded development projects that revealed a 53 significant relationship between fiscal accountability and implementation of development projects in County Government of Nairobi. The findings further concur with (Wahome, 2011) that observed that financial Sustainability of water service providers in Tana Water Services Board was influenced by high operating and maintenance cost.

### **5.3.2 Stakeholder Involvement and Sustainability of Government Funded Street Children Rehabilitation Programs in Nairobi County**

Stakeholder involvement on sustainability of government funded street children rehabilitation program was established. (Katiku, 2011) States that effective involvement of interested parties is very important in realizing stakeholder's needs and satisfaction. He maintains that stakeholders can highly determine success or failure of a project depending on the level of their involvement. (Malunga & Banda, 2004)It claimed that involving the assistance of stakeholders in achieving shared understanding, monitoring and assessment approaches allows stakeholders to understand the problems and devise solutions, causes, extent, effects and consequences of the community members or the project. Furthermore, (Diba,2011) claimed that stakeholder contact and

participation by which the stakeholders move and receive relevant information amongst them is crucial. This study revealed that there are no adequate consultative meetings in government funded street children rehabilitation programs. Effective channels have been used to provide feedback. Regular feedback from stakeholders is collected and action is taken from the feedback provided. Stakeholders have access to government funded street children rehabilitation program documents. Stakeholder workshops were frequently and every workshop organized is highly attended by stakeholders.

Hypothesis testing also revealed a Chi-square test value of 700.000 with a p-value  $<0.05$ . As a result, the first null hypothesis was rejected at 0.05 percent level of significance and as such, confirmed that stakeholder involvement is a determinant of sustainability in government funded street children rehabilitation programs in Nairobi County. This finding concurs with (Walukhu, 2015) in Nairobi County, Kenya who revealed that Sustainability of county government projects requires involvement of interested parties, holding of consultative meetings during design, planning and implementation phases and regular disclosure of project information to various stakeholders. The findings can be further backed by (Ndombi, 2015) who said community engagement impacts completion of development projects in Nairobi Slum Areas.

### **5.3.3 Capacity Development on Sustainability of Government Funded Street Children Rehabilitation Programs in Nairobi County**

Capacity development on the sustainability of government funded street children rehabilitation program was established. According to (Hinds, 2008) He stated that implementing capacity building strategies at moderate levels have project developments. In addition, he states that capacity building programs on project influences performance in Government organization in Kenya. (Magambo, 2011) Stated that capacity building is key in strengthening government institutions at all levels creating efficiency and increasing productivity. The study found out that there was need for frequent trainings in government funded street children rehabilitation programs. Additionally, there are no training schedules in government funded street children rehabilitation programs. The programs do not have qualified trainers available for capacity building even though there is an available training curriculum. The programs have frequent

workshops but not training on resource mobilization. However, most staff are not encouraged and given a platform to mobilize for resources and their efforts on the same are not recognized.

Hypothesis testing also revealed a Chi-square test value of 700.000 with a p-value  $<0.05$ . As a result, the first null hypothesis was rejected at 0.05 percent level of significance and as such, confirmed that capacity development is a determinant of sustainability in government funded street children rehabilitation programs in Nairobi County. The findings were in agreement with (Ochieng, 2016) Six intervention styles were defined as internet-based teaching , training and seminars, professional assistance, self-directed learning curriculum, communities of practice, and multi-strategy initiatives, creating consistency and continuity in public health practices.

#### **5.3.4 Management Styles and Sustainability of Government Funded Street Children Rehabilitation Programs in Nairobi County.**

Management style on the sustainability of government street children rehabilitation program was established. According to (Jennifer, 2006) There is a major relationship between project manager Leadership style and project time performance, relationship between project manager leadership style and teamwork, teamwork and project time efficiency, and project manager leadership Style, teamwork, project characteristics and project time efficiency. From the findings corporal punishment is rarely administered in government funded street children rehabilitation programs. It is rare for staff to explain to kids why they want them to do a chore or adhere to the norm. Kids are not allowed to question rules and norms given in government funded street children rehabilitation programs with little interaction occurring between street children and staff. Bottoms up approach is preferred than top down approach style of management. Street children have a voice and raise their concern through their elected head boys. There is clear definition of roles in care giving to street children in government funded street children rehabilitation programs. Staff and children have an open channel of communication.

Hypothesis testing also revealed a Chi-square test value of 700.000 with a p-value  $<0.05$ . As a result, the first null hypothesis was rejected at 0.05 percent level of significance and as such, confirmed that management style is a determinant of sustainability in government funded street children rehabilitation programs in Nairobi County. Such results are in line with (Athiambo,

2012) who claimed that leadership skills had a very strong influence on IT project success; improvements in leadership management (processes and procedures) had a positive effect on IT project performance. Such results are in line with (Athiambo, 2012) who claimed that leadership skills had a very strong influence on IT project success; improvements in leadership management (processes and procedures) had a positive effect on IT project performance.

#### **5.4 Conclusion**

In establishing financial resource as a determinant of sustainability of government funded street children rehabilitation program in Nairobi County, the study found out that there was constrained access to funds even though there was regular disbursement which was not always timely. The study uncovered that government funded street children audit reports are always done periodically and are available for the public. The findings point to a possible conclusion that financial resource had significant influence on the sustainability of government funded street children rehabilitation program in Nairobi County.

In the matter regarding how stakeholder involvement determines sustainability of government funded street children rehabilitation programs in Nairobi County, the study found out that there were inadequate regular meetings and constrained regular feedbacks from stakeholders in diverse groups from government funded street children rehabilitation programs despite the fact that effective channels were used to send feedbacks. In addition to this, the study found out that stakeholder's access program documents and workshops which have been attended highly by stakeholders. These findings point to a possible conclusion that Stakeholder involvement determines sustainability of government funded street children rehabilitation programs in Nairobi County.

In regards to the influence of Capacity development on sustainability of government funded street children rehabilitation programs in Nairobi County, the study found out that there is adequate leadership and management training in Government funded street children rehabilitation programs in Nairobi County with ideal training curriculums. However, there was constrained training on staff on how to mobile resource. From the findings we concluded that Capacity development is a determinant of sustainability of government funded street children rehabilitation programs in Nairobi County.



In matters Management styles influence on sustainability of government funded street children rehabilitation programs in Nairobi County. The study found out that authoritarian style was highly used in government funded street children rehabilitation programs in Nairobi County. With staff not explaining to kids why they want them to do things in government funded street children rehabilitation programs. There was low use of democratic style and *Laissez Faire style* in Government funded street children rehabilitation programs. The findings led us to conclude that management styles are determinants of sustainability of government funded street children rehabilitation programs in Nairobi County.

### **5.5 Recommendations**

Based on the findings and conclusion of the study, a number of recommendations were made that would improve sustainability of government funded street children rehabilitation programs in Nairobi County:

1. There is need for Government to allocate more funds to government funded street children rehabilitation programs in Nairobi County. Specifically, there should be timely disbursement of the funds to help in implementation of activities in the programs
2. Increased stakeholder involvement in government funded street children rehabilitation programs in Nairobi County. Specifically, increased no of consultative meetings which are highly attended by stakeholders, Improved channels of stakeholders providing feedbacks and improved access to workshop feedbacks
3. There is need to improve capacity development among staff in government funded street children rehabilitation programs in Nairobi County. Specifically, there should be increased training on resource mobilization
4. There is need to blend the management styles on government funded street children rehabilitation programs in Kenya. Specifically bottoms up approach and democratic styles of leadership should be employed more.

## **5.6 Suggestions for Further Research**

The study suggested that the following areas require further research:

- i. This study was limited to four variables namely: financial resource, stakeholder involvement, and capacity development and management styles. A study can be carried out to on other variables that influence sustainability of government funded street children rehabilitation programs in Nairobi County.
- ii. To add, this study focused only on the government funded street children rehabilitation programs. A study that covers other players such as NGO's and public-private partnership on street children rehabilitation programs can be carried out
- iii. To validate findings of this study which was restricted to government funded street children rehabilitation in Nairobi County, further research may be conducted to unravel the challenges in sustainability of government funded street children rehabilitation programs in Kenya.

## REFERENCES

- Abla, E. (2002). *An Approach to confront Street Children. A problem in Egypt*. London: London University Press.
- ACDEF. (2015). *Resource Mobilization and Capacity Building*. Retrieved October 21, 2019, from The African Conservation and Development Foundation: <https://www.acdef.org/rmcbp/>
- Alba, E. (2002). *An Approach to Confront Street Children. A problem in Egypt*. London: London University Press.
- Alexander. (2005). *Child Care and Development. Results rom the NICHD Study of Early Childhood and Youth*. London: The Guilford Press.
- ANPPCAN. (1994). *Hearing on the streetchildren in Kenya*. Nairobi: ANPPCAN.
- Aptekar, L. (1992). Are Columbians Street Children Neglected?The contributions of ethnographic and ethno historical approaches to the study of children. *Anthropology and Education Quarterly*, pp. 326-349.
- Arise. (1999). *A review of Existing Services to street Children*. Department of Social Services Dhaka.
- Asava, M. (2014). *Influence of Training on employee productivity in the processing sector of Unga limited eldoret, Kenya*. Nairobi: University of Nairobi.
- Athiambo, C. (2012). *Youth and Violent conflicts in Nairobi's Kibera Slum*. Nairobi: university of Nairobi.
- Atieno, W. (2015). *Influence of Financial Accountability on operational efficiency of County Funded Road Project in Uasin Ngishu County, Kenya*. Nairobi: University of Nairobi.
- Beverly, D. (2006). *The Impact of Thinking and Leadership Styles* . University of Phoenix.
- Bose, A. B. (1992). *Disadvantage Urban Childin India*. Florence: UNICEF\_ICDC.
- Boydon. (1991). *Children of the cities*. New Jersey: Zed Books.
- Boydon, J. (1986). *Children in Development: Policy and Programing for especially disadvantaged children in Lima*. Lima: Oxford.
- Cosgrove, J. (1990). A working Definition of street children. *International social work*, 185-192.
- Creswell, W. (2012). *Educational Research: PLanning, Conducting, and Evaluating Quantitative and Qualitative Research*. Boston: Pearson Education.

- Dallape, F. (1987). *An Experience With Street Children*. Nairobi: de Glan.
- Diba, J. (2011). Influence of stakeholder management on project sustainability: A case of Compassion International/Kenya, Kilifi cluster, Kilifi District. Nairobi: University of Nairobi.
- Evans. (2001). Children on the streets are no longer boys, they are men and women. *Right and Welfare*, 21st Pg 9 .
- Foster, G., & Williamson, J. (2000, February). A review of the current Literature on the impact of HIV AIDS on children in Sub Saharan Africa. *Literature Riview*, pp. 74-84.
- Fraizer, R. (2017, March). Africa Nazarine University; Postgraduate Research Guidelines. Nairobi, Nairobi, Kenya.
- Gail, R. (2000). *Empowering Care-Givers Expectations*. London: London University Press.
- Gichuru, F. (1993). *Street Children in Nairobi*. Nairobi: Undugu Society.
- Goaleman. (2000). *Management Styles, Leadership and Communication*. London: Oxford University Press.
- GOK. (2003). *Poverty Strategy for Wealth Employment Creation*. Nairobi: Governmnet Press.
- Habitant. (2000). *Urban Management Programs Street Children and Gangs in Africa's Cities: Guidelines for local authorities*. Nairobi: N.C.H.S.
- Hinds, D. (2008). *Building Community Capacity: Environment Structure, and Action to achieve Community Purpose*. Wisconsin: University of Wisconsin.
- Jaeger, R. (1988). *Survey Methods in Educational Research*. Washington D.C: Brooking Institution Press.
- Jennifer, K. (2006). *Care Giving Approaches in Diverse Samples of Care Givers*. Texas: University North Texas.
- Jim Goes, M. S. (2013). *Assumptions, limitations, Delimitations and Scope of the Study*. Retrieved June 10, 2019, from Dissertation recipes: [www.dissertationrecipes.com](http://www.dissertationrecipes.com)
- Kadam, P., & Bhalerao, S. (2010). *Sample Size Calculation*. Chicago: Ayurveda Res.
- Katiku, F. (2011). *FActors Influencing Rehabilitation of Street Children in Kisii Town, Kisii County*. Nairobi: University of Nairobi.
- Kerlinger, F. ( 1973). *Foundation of Behaviorial science*. New York: Holt, renehard, and Winston.

- Kings, & Hayslip. (2005). *Parenting and Care-Giving Approaches*. New York: New York Publishing Press.
- Kipyegon, K. (2014). Factors influencing sustainability of economic stimulus package projects; a case of public secondary schools in Bureti sub-county, Kericho county, Kenya. Nairobi: University of Nairobi.
- KNBS. (2009, August 24). *2009 Kenya Population and Housing Census*. Retrieved August 24, 2019, from Kenya National Bureau of Statistics: <https://www.knbs.or.ke/download/consumer-price-indices-and-inflation-rates-for-july-2019/>
- KNRA. (2003). *Street Children Population in Kenya Government*. Nairobi: Government Press.
- Kombo, D., & Tromp, L. (2006). *Report on Thesis Writing: An Introduction Africa*. Paulines Publication.
- Kothari, C. (2004). *Research Methodology: Methods and Techniques*. New Delhi: New Age International Publishers.
- Laror, T., Veale, A., Hussein, A., & Bushra, M. (1992). Victimization among street children in Ethiopia and Sudan. *A preliminary Analysis in Proceedings of UATICRI Conference* (pp. 1-8). Rome: UNICEF.
- Leonardos, A. (1995). *Effective and Working Approaches for Reaching Street and Working Children Through Education*. International Institute of Educational Planning.
- Lugalla, J., & Mbwambo, J. (1999). Street Children and Street Life in Urban Tanzania: The culture of Surviving and Its implications For Children's Health. *International Journal of Urban and Regional Research*, 329-344.
- Magambo, R. (2011). Factors influencing sustainability of donor funded projects in arid and semi-arid lands: a case of food security projects in Garbatulla District, Isiolo County, Kenya. Nairobi: University of Nairobi.
- Malunga, c., & Banda, C. (2004). *Understanding Organizational Sustainability Through African Proverb*. Washington: Pact Publications.
- Manuel. (2001). *New Alternatives of Care for Children in and on the Street*. Guadalupe.
- Mark. (2005). *Art of Leadership*. London: Oxford University Press.

- Mbatha, J. (2011). Factors influencing the sustainability of community water projects run by Grundfos lifelink-Kenya: a case of Katitika Water project, Eastern province-Kenya. Nairobi: University of Nairobi.
- Mitchelle, R., Agle, B., & Wood, D. (1997). Toward a Thoery of Stakeholder Identification and Salience: Defining th e Principle of Who and What Really Counts. *The Academy Review of Management*, 853-886.
- MODP. (2013). *National Capacity Buidling Framework*. Nairobi: Ministry of Devolution and Planning.
- Mugenda, M. a. (1999). *Research Methods: Quantitative and Qualitative Approaches*. Nairobi: Acts Press.
- Mugo, J. (2004). *Rehabilitation of street children in Kenya*. Frankfurt.
- Murungi, K. (1998). The Legal Dimension in Application of rights of Children. Akenyan Perspective. *The Status of Children in Kenya*, pp. 13-25.
- Murungi, K. (1998). *The Status of Children in Kenya: The Legal Dimension in Application of Rights of Children. A kenyan Perspective*. Nairobi.
- Musonda, L. (2002). *Rapid Assessment of Street Children In Lusaka University of Zambia*. Project Concern International.
- NCCS. (2015). Directory of children service. In N. C. Services.
- Ndombi, C. (2015). *Influence of Training Programme on transfer Level of Organization best practices by farmers:The case study of Gandini Irrigation Project, Kilifi County, Kenya*. Nairobi: University of Nairobi.
- Njoroge, M. (2009). *Aspiration and educational Challenges Of Kenya Street Children*. VDM VElgar Publishers.
- Njoroge, M. (2009). *Aspiration and Educational Challenges of Kenya stret children*. Berlin: VDM Velgar Publishers.
- Nyikal. (2011). *All together for agent actionin favor of street children*. Nairobi: Government of Kenya.
- Nyikal. (2011). *All together For an Urgent Action in Favor of street children*. Nairobi: Government of Kenya.

- Nyikal, A. (2011). *All together for Agent Action in Favor of Street Children*. Nairobi: Government of Kenya.
- Ochieng, O. A. (2016). *Determinants of Sustainability of Health Projects: A case Study of Public Hospitals in Nairobi County, Kenya*. Nairobi: University of Nairobi.
- Ogula, P. (2005). *Research Methods*. Nairobi: CUEA Publications.
- Omullo, C. (2018, February 7th). *Sonko flushes out street children from Nairobi CBD* . Retrieved August 21st, 2019, from Nairobi News: <https://nairobinews.nation.co.ke/news/sonko-flushes-out-street-children>
- Orodho, A. (2003). *Essentials of Education and Social Sciences Research Methods*. Nairobi: Masola Publishers.
- Otieno, C., Owuor, G., & Richard, O. (2017). Stakeholder Involvement and Sustainability of Women development projects in Kisumu Rural. *International Journal of Research in Social Scienced*, 7-8.
- Palmqvist, E. (2006). *Children Rights In Kenya-An analysis based on the CRC Reports*. Nairobi: Save the Children.
- Parker, J. (2001). Framework for Sustainable Organization Best Practice. *International Conference on Spatial Information for sustainable development*, (pp. 28-39). Nairobi.
- Philip, K. (2002). *Children in Search of a Childhood*. London: Street Children in Kenya Voices.
- Prasad, S. (2015, August 14). DEVELOPING HYPOTHESIS AND RESEARCH QUESTIONS. Mumbai, India.
- President, O. o. (2001). Our Children our Future. *Kenya Programmes of Action for Children Framework based on the national conference on childre*, (pp. 120-130). Nairobi.
- Sansoni, J. (2011). *Questionnaire design and Systematic Literature Review*. University of Canberra.
- Sharma, G. (2017). Pros and cons of different sampling techniques. *International Journal of Applied Research*, 3(7): 749-752.
- Singh, A., & Masuku, M. (2014). Sampling Techniques and Determination of Sample Size in Applied Statistics Research: An Overview. *International Journal of Economics, Commerce and Management*, Vol 2. 11.

- Stephen, O. (2004). *Street Families Menace, Posing Great Insecurity, to those dwelling in the Urban Centers*. Kenya Times.
- Suda, C. (1994). *Report of a Baseline Survey on Street Children In Nairobi Kenya*. Nairobi: Child Welfare Society of Kenya.
- Suda, C. (1997). *Street Children in Nairobi and The African Cultural Ideology of Kinbased Support System*. Children Welfare Society of Kenya.
- Thomas, B. (2000). *What Works in the street Children Programming Baltimore*. JUJONI.
- UNCRC. (1990). United Nation Committee on the right of the child. (p. 44th Session). United Nation.
- UNCRC. (2004). United Ntion Commitee on the right of the child. *UNCRC 44th Session* (pp. 58-74). Nairobi: United Nations.
- UNCRC. (2009). *Guidelines for Alternative care of Children. A united Nation Framework*. U.N.
- UNICEF. (n.d.).
- UNICEF. (2017). *UNICEF Annual Report* . Nairobi: UNICEF.
- Volp, E. (2002). *Street Children: Promosing practices and Approaches. A paper for World Bank Institute*. London: HMSO Publisher.
- Wahome, N. (2011). *Factors Affecting the financial Sustainability of Water Service Providers in Tana Water Srvce Board, Kenya*. Nairobi: University of Nairobi.
- Walukhu, M. (2015). *Sustainability of Youth Entreprise Funded Projects. A case of Selceted Projects In Mombasa County, Kenya*. Nairobi: University of Nairobi.
- Wanyama, O. (2001). Grassroots Organization for Sustainable Development: The Case of Community-Based Organization in Western Kenya. *Regional Development Studies*, Vol 7.
- Watson, K., Mersa, G., Bergon, K., Abai, S., & Rempel, B. (2018). Effectiveness of capacity building interventions relevant to public health practice: a systematic review. *BMC Public health*, 60-85.
- World Bank. (1989). *Sub Saharan Africa: From Crisis to Sustainable Growth, Washignton D.C*. World Bank.
- Yulia, A. (2005). *Policy Brief 13: Community Based Organization: Strategies for Sustainability*. Michigan: University of Michigan Business School.



## **APPENDIX I: LETTER OF TRANSMITTAL**

Sarah Muthoni Muthee

P.O. Box 62111-00200

Nairobi, Kenya.

October 2019

Dear Respondent,

### **RE: REQUEST FOR RESEARCH DATA**

I am a student undertaking Master of Arts Degree in Project Planning and Management at the University of Nairobi. As a partial fulfillment for the award of this degree, I am carrying out a research on determinants of sustainability of government funded street children rehabilitation programs in Nairobi County. You have been selected to form part of this study and I am therefore inviting you to participate by completing the attached questionnaire. Participation is voluntary and all information gathered in this study was treated with extreme confidentiality and findings of the study were utilized exclusively for academic purposes. If you choose to participate in this study, kindly answer all the questions appropriately with utmost truthfulness and as honest as possible.

Thank you

Yours Sincerely,

Sarah Muthoni Muthee

## APPENDIX II: QUESTIONNAIRE

### Determinants of Sustainability of Government Funded Street Children Rehabilitation Programs in Nairobi County

#### INSTRUCTIONS

Kindly fill in objectively this questionnaire by ticking in the appropriate spaces. The information shared herein will be treated with utmost confidentiality and anonymity and shall only be used for purposes of this study.

#### SECTION A: GENERAL INFORMATION

1. Please indicate your Age (years) by ticking where appropriate:

- a) 18-27 [ ]
- b) 28-37 [ ]
- c) 38-47 [ ]
- d) 48-57 [ ]
- e) Above 57 [ ]

2. What is your Gender?

- a) Male [ ]
- b) Female [ ]

3. Please indicate your Marital Status by ticking where appropriate:

- a) Single [ ]
- b) Married [ ]
- c) Separated [ ]
- d) Divorced [ ]
- e) Widowed [ ]

4. Please indicate your Education Level:

- b) Below Primary [ ]
- c) Primary [ ]

**d) Secondary [ ]**

**e) College [ ]**

**f) University [ ]**

5. Please indicate your Monthly Income (KShs):

**a) Up to 10000 [ ]**

**b) 10001-20000 [ ]**

**c) 20001-30000 [ ]**

**d) 30001- 40000 [ ]**

**e) 40001-50000 [ ]**

**f) 50001 and Above [ ]**

6. Please indicate your designated street children rehabilitation center:

**a) Shauri Moyo [ ]**

**b) Pumwani [ ]**

**c) Bahati [ ]**

**d) Joseph Kang'ethe [ ]**

**e) Kariakor [ ]**

**f) Kayole [ ]**

7. Please indicate your designated role in the rehabilitation center

**a) Program Directors [ ]**

**b) Operational Stakeholders [ ]**

**c) Supervisor [ ]**

**d) Support Staff [ ]**

**SECTION B: SUSTAINABILITY OF GOVERNMENT FUNDED STREET CHILDREN REHABILITATION PROGRAMS**

10. On a scale of 1-5, where 1=strongly disagree, 2= Disagree, 3= Neutral, 4= Agree and 5= strongly agree, please rate the extent to which you agree or disagree with the following statements regarding sustainability of government funded street children street children rehabilitation programs

STATEMENT	1	2	3	4	5
There are periodical admissions in Government funded street children rehabilitation programs in Nairobi county					
There are high admission rates in government funded street children rehabilitation programs in Nairobi county					
Admissions of street children to government funded street children rehabilitation programs is conducted transparent manner					
Most of the street children admitted to these programs require drug rehabilitation.					
Government funded street children rehabilitation centers have adequate drug rehabilitation facilities					
There is a high rate of successful drug rehabilitation in government funded street children rehabilitation programs					
There is a low relapse rate in government funded street children rehabilitation programs					
There is high enrollment to vocational training in government funded street children rehabilitation programs					
There is low dropout rate from vocational training in government funded street children rehabilitation programs					
Graduations are held periodically to commemorate completion of vocational training					

**SECTION C: Financial Resource and sustainability of government funded street children rehabilitation program**

11. On a scale of 1-5, where 1= strongly disagree, 2= Disagree, 3= Neutral, 4= Agree and 5= strongly agree, please rate the extent to which you agree or disagreed with the following statements regarding Financial resource and sustainability of government funded street children rehabilitation programs

<b>STATEMENT</b>	<b>1</b>	<b>2</b>	<b>3</b>	<b>4</b>	<b>5</b>
There is adequate funding in government funded street children rehabilitation program					
There is timely disbursement of funds by government in government funded street children rehabilitation programs					
Government funded street children rehabilitation programs receive funds from other sources					
There is regular disbursement of funds by government to government funded street children rehabilitation programs					
There is periodical internal audits in government funded street children rehabilitation programs					
There are annual external audits in government funded street children rehabilitation programs					
Audits reports are publicly shared and easily accessible in government funded street children rehabilitation programs					
There is an annual program budget in government funded street children rehabilitation programs					
There is fair distribution of financial resources for the various activities in government funded street children rehabilitation programs					
There is a supplementary budget to cater for ineventualities in government funded street children rehabilitation programs					

**SECTION D: Stakeholder involvement and sustainability of government funded street children rehabilitation program**

12. On a scale of 1-5, where 1= strongly disagree, 2= Disagree, 3= Neutral, 4= Agree and 5= strongly agree, please rate the extent to which you agree or disagreed with the following statements regarding Stakeholder involvement and sustainability of government funded street children rehabilitation programs in Nairobi county

<b>STATEMENT</b>	<b>1</b>	<b>2</b>	<b>3</b>	<b>4</b>	<b>5</b>
There are adequate consultative meetings in government funded street children rehabilitation programs					
All stakeholders are encouraged to attend consultative meetings in government funded street children rehabilitation programs					
The agenda for consultative meetings are usually easy to understand and follow meetings in government funded street					

children rehabilitation programs					
There is regular feedback from stakeholders in diverse groups in government funded street children rehabilitation programs					
Action is taken from feedback from the different stakeholders in government funded street children rehabilitation programs					
Effective channels have been put in place for providing feedback in government funded street rehabilitation programs					
Stakeholders have access to program documents in government funded street children rehabilitation program					
There are frequent workshops for stakeholders in government funded street children rehabilitation programs					
There is high stakeholder attendance of workshop in government funded street children rehabilitation programs					

**SECTION E: Capacity development and sustainability of government funded street children rehabilitation program**

13. On a scale of 1-5, where 1= strongly disagree, 2= Disagree, 3= Neutral, 4= Agree and 5= strongly agree, please rate the extent to which you agree or disagreed with the following statements regarding capacity development and sustainability of government funded street children rehabilitation programs in Nairobi county

STATEMENT	1	2	3	4	5
There is training schedule in government funded street children rehabilitation programs					
There is training curriculum for training exercises in government funded street children rehabilitation programs					
There are adequate training materials in Government funded street children rehabilitation program					
Qualified trainers are usually available in government funded street children rehabilitation programs					
There is frequent training need analysis in government funded street children rehabilitation programs					
Training evaluation is usually conducted at the end of a training session in government funded street children rehabilitation programs					
There is training on resource mobilization in government funded street children rehabilitation programs					
Staff are encouraged to mobilize resources in government funded street children rehabilitation programs					
Staff efforts in resource mobilization are recognized in government funded street children rehabilitation programs					


**SECTION f: Management Styles and sustainability of government funded street children rehabilitation program**

14. On a scale of 1-5, where 1= strongly disagree, 2= Disagree, 3= Neutral, 4= Agree and 5= strongly agree, please rate the extent to which you agree or disagreed with the following statements regarding Management styles and sustainability of government funded street children rehabilitation programs in Nairobi county

<b>STATEMENT</b>	<b>1</b>	<b>2</b>	<b>3</b>	<b>4</b>	<b>5</b>
Corporal punishment is administered in government funded street children rehabilitation programs					
Children are forbidden to question rules made and commands given in government funded street children rehabilitation programs					
Children are excluded in decision making of issues affecting them in government funded street children rehabilitation programs					
Bottoms up approach is better than top down approach in government funded street children rehabilitation programs					
There is great interaction between the staff and the children in government funded street children rehabilitation programs					
The children in government funded street children rehabilitation programs have a voice through their elected team leaders					
There is clear definition of roles in care giving to the children in government funded street children rehabilitation programs					
There is unrestricted movement of children in and out of the centres in in government funded street children rehabilitation programs					
There is open communication between staff and street children in government funded street children rehabilitation programs					


***Thank you for your support and cooperation.***  
*In case of any queries, you can reach me through my Email:*  
*e\_sara.m@live.com or Cell phone: +254729771340*

APPENDIX III: RESEARCH PERMIT

  
REPUBLIC OF KENYA  
National Commission for Science, Technology and Innovation

**Ref No: 530319** **Date of Issue: 09/January/2020**


**RESEARCH LICENSE**




**This is to Certify that Ms. SARAH MUTHEE of University of Nairobi, has been licensed to conduct research in Nairobi on the topic: DETERMINANTS OF SUSTAINABILITY OF GOVERNMENT FUNDED STREET CHILDREN REHABILITATION PROGRAMS IN NAIROBI COUNTY for the period ending : 09/January/2021.**

**License No: NACOSTIP/20/3373**

**530319**  
Applicant Identification Number

  
Director General  
**NATIONAL COMMISSION FOR  
SCIENCE, TECHNOLOGY &  
INNOVATION**

**Verification QR Code**  


**NOTE: This is a computer generated License. To verify the authenticity of this document, Scan the QR Code using QR scanner application.**



THE SCIENCE, TECHNOLOGY AND INNOVATION ACT, 2013

The Grant of Research Licenses is Guided by the Science, Technology and Innovation (Research Licensing) Regulations, 2014

CONDITIONS

1. The License is valid for the proposed research, location and specified period
2. The License any rights thereunder are non-transferable
3. The Licensee shall inform the relevant County Director of Education, County Commissioner and County Governor before commencement of the research
4. Excavation, filming and collection of specimens are subject to further necessary clearance from relevant Government Agencies
5. The License does not give authority to transfer research materials
6. NACOSTI may monitor and evaluate the licensed research project
7. The Licensee shall submit one hard copy and upload a soft copy of their final report (thesis) within one of completion of the research
8. NACOSTI reserves the right to modify the conditions of the License including cancellation without prior notice

National Commission for Science, Technology and Innovation  
off Wariyaki Way, Upper Kabete,  
P. O. Box 30623, 00100 Nairobi, KENYA  
Land line: 020 4007000, 020 2241349, 020 3310571, 020 8001077  
Mobile: 0713 788 787 / 0735 401 215  
E-mail: dg@nacosti.go.ke / registry@nacosti.go.ke  
Website: www.nacosti.go.ke

## **APPENDIX IV: PLAGIARISM REPORT**