

**EFFECT OF CASH TRANSFERS IN ENHANCING RESILIENCE TO CLIMATE  
SHOCKS IN PASTORALISTS HOUSEHOLDS; A CASE STUDY OF TURKANA EAST  
SUB COUNTY**

**BY  
RACHEAL WAMOTO – C50/71452/2008**

**A RESEARCH PROJECT SUBMITTED IN PARTIAL FULFILMENT OF THE  
REQUIREMENTS FOR THE AWARD OF THE DEGREE OF MASTER OF ARTS IN  
SOCIOLOGY (RURAL SOCIOLOGY AND COMMUNITY DEVELOPMENT),  
UNIVERSITY OF NAIROBI**

**AUGUST 2023**

## DECLARATION

### Declaration by the student

This Research project is wholly original with no submissions to any other universities.

RACHEAL NABUTUTU WAMOTO

REG. NUMBER C50/71452

Date: 03.09.2023




Signature.....

### Declaration by the Supervisor

This research project has been submitted for examination with my approval as the university supervisor.

Prof Beneah Mutsotso

Date:



Signature:...5th September 2023

## **DEDICATION**

To my children Hawi, Imani, Sifa and Zawadi, my husband Peter Okello, my mother Catherine Nambisia, my brother Joseph Wamoto and my sisters Tracey and Cindy Nambisia, my sister-in-law Anastasia Polkovnikova and Cousin Rachel Wamoto.

## **ACKNOWLEDGEMENTS**

I am thankful to the people who encouraged me to pursue this course, who saw my passion for societal issues such as poverty, illiteracy and climate change and many others...

My sincere gratitude to Prof. Beneah Mutsotso for the patience and tireless effort in guiding me in the production of this work. I would not have managed to bring out this research.

My research assistant (data collection) Robert Lokipeet, who braved multiple challenges as highlighted in the document during the data collection process in Turkana County.

My UNICEF Somalia Nutrition colleagues who encouraged me to complete my studies. Thank you all for believing in me.

.... and everyone who walked with me in this journey through consultations and guidance on various topics; my village-mate and friend Esther Namisi an M&E Evaluation Expert, your thought provoking questions were important in achieving this research.

## ABSTRACT

Kenya has implemented cash transfer programs to decrease the effects of natural occurring disasters on community welfare and livelihoods due to the increasing severity of droughts and other catastrophes. In many developing nations, social protection measures are typically targeted towards the disadvantaged people to lessen overall vulnerability. Cash transfers play a significant role in these initiatives. The goal of the study was to investigate the impact of HSNP program on household food security and nutrition, risk-coping, asset accumulation and retention, enhancing human capital and livelihoods in Turkana East . Further, the research developed four research questions to lead the research. The population targeted for the study was 377 HSNP beneficiaries in Turkana East Sub County. Simple random sampling was utilized in the study's mixed-method research design to choose HSNP beneficiaries, and purposive sampling was used to pick the study's key respondents. Structured questionnaires were utilized to collect the data, which was then analyzed using the statistical software for social sciences (SPSS) and displayed as tables, bar charts, and percentages. From the study results, the HSNP program facilitated the beneficiaries to change of food consumed by HSNP beneficiaries. HSNP is a guaranteed and predictable source of income and helps in lifting households. Further, it was established that HSNP program had led to increased investment in business activities, investment in goats and investment in chickens. HSNP program has a great impact on food security improvement in 91% of the households, 86 (29.6%) of the respondents said the program had little impact on household food security. Finally, it was established that cash transfers had led to an increase in improved livelihoods. From the analyzed data, it was recommended that the government should increase the amount of money distributed through the HSNP program as this would boost the beneficiaries' food affordability. Also, the beneficiaries should undergo financial literacy programs as this would help them manage the little cash. In addition, effective and efficient distribution systems to be adopted to solve delayed distribution of money in some months. HSNP beneficiaries should invest in livestock and agricultural operations to enhance asset accumulation and retention. Further, the registration of the HSNP beneficiaries should be rechecked to ensure the selected cases are genuine. There is also a need for the government to expand the program to include more vulnerable people in the area. The study results should be used as the basis for further research.

## TABLE OF CONTENTS

<b>DECLARATION</b> .....	<b>ii</b>
<b>DEDICATION</b> .....	<b>iii</b>
<b>ACKNOWLEDGEMENTS</b> .....	<b>iv</b>
<b>ABSTRACT</b> .....	<b>v</b>
<b>TABLE OF CONTENTS</b> .....	<b>vi</b>
<b>LIST OF TABLES</b> .....	<b>ix</b>
<b>LIST OF FIGURES</b> .....	<b>x</b>
<b>LIST OF ACRONYMS</b> .....	<b>xi</b>
<b>CHAPTER ONE: INTRODUCTION</b> .....	<b>1</b>
<b>1.1 Background to the Study</b> .....	<b>1</b>
<b>1.2 Statement of the Problem</b> .....	<b>4</b>
<b>1.3 Study Objectives</b> .....	<b>6</b>
1.3.1 General Objective .....	<b>6</b>
<b>1.3.2 The Objective Specifics</b> .....	<b>6</b>
<b>1.4 Research Questions</b> .....	<b>6</b>
<b>1.5 The significance and Justification of the Study</b> .....	<b>6</b>
<b>1.6 The Limitations and Scope of the Study</b> .....	<b>8</b>
1.6.1 The Scope of study .....	<b>8</b>
<b>1.6.2 The Study Limitations</b> .....	<b>8</b>
<b>1.7 Definition of Significant terms</b> .....	<b>9</b>
<b>CHAPTER TWO: THE LITERATURE REVIEW AND THEORETICAL FRAMEWORK</b> .....	<b>11</b>
<b>2.1 Introduction</b> .....	<b>11</b>
<b>2.1.1 The Concept of Resilience</b> .....	<b>11</b>
<b>2.1.2 The Resilience Framework</b> .....	<b>13</b>
<b>2.1.3 Relationship between Social Protection’s Cash Transfers and Resilience</b> .....	<b>14</b>
2.1.4 Hunger Safety Net Programme (HSNP).....	<b>15</b>
<b>2.1.5 Empirical literature on Social Protection</b> .....	<b>16</b>
<b>2.2 Theoretical Framework</b> .....	<b>18</b>
<b>2.2.1 Adaptive Cycle Theory</b> .....	<b>18</b>
<b>2.2.2 The Theory of Resilience</b> .....	<b>19</b>
<b>2.3 The Conceptual Framework</b> .....	<b>21</b>

<b>CHAPTER THREE: RESEARCH METHODOLOGY .....</b>	<b>23</b>
<b>3.1 Introduction.....</b>	<b>23</b>
<b>3.2 Site Description .....</b>	<b>23</b>
<b>3.3 Research Design .....</b>	<b>25</b>
<b>3.4 The Analysis Units .....</b>	<b>25</b>
<b>3.5 Unit of Observation.....</b>	<b>25</b>
<b>3.6 The Targeted Population.....</b>	<b>26</b>
<b>3.7 The Sample Size and Sampling Procedure .....</b>	<b>26</b>
<b>3.8 The Data Collection Methods.....</b>	<b>28</b>
<b>3.8.1 Collection of Quantitative Data .....</b>	<b>29</b>
<b>3.8.2 Collection of Qualitative Data.....</b>	<b>29</b>
<b>3.9 Ethical Considerations.....</b>	<b>29</b>
<b>3.10 The Analysis of Data and Presentation .....</b>	<b>30</b>
<b>CHAPTER FOUR: RESULTS AND FINDINGS.....</b>	<b>30</b>
<b>4.1 Introduction.....</b>	<b>30</b>
<b>4.2 General Information.....</b>	<b>31</b>
<b>4.2.1: General Information.....</b>	<b>31</b>
<b>Figure 4.1 .....</b>	<b>31</b>
<b>4.2.2: Age of the household head .....</b>	<b>31</b>
<b>4.2.3: Number of years lived in the village.....</b>	<b>32</b>
4.2.4 Household size .....	33
<b>4.2.5 Highest level of education.....</b>	<b>33</b>
4.2.6 Marriage status.....	34
<b>4.3 Effect of the HSNP program on household food security and nutrition in Turkana County..</b>	<b>35</b>
<b>4.3.2 Number of meals per week.....</b>	<b>36</b>
<b>4.3.3 HSNP influence on the improvement of food security.....</b>	<b>37</b>
<b>4.3.4 The HSNP influence on food security.....</b>	<b>38</b>
4.3.5 Change of food consumption over the past 12 months in the household compared to the previous years.....	39
4.3.6 Experience of food shortage in the household over the past 12 months .....	40
<b>4.3.7 Descriptive statistics on statements related to household food security and nutrition .....</b>	<b>41</b>
<b>4.4 Effect of the HSNP program on Risk Coping in the County of Turkana .....</b>	<b>42</b>
4.4.1 Household seriously affected by shocks in the last 12 months .....	42

4.4.2 Main effects of shocks on households.....	43
4.4.3 Use of coping strategies at home .....	43
4.4.4 Descriptive Statistics on statements related to risk coping strategies .....	45
<b>4.5 Effect of HSNP program on asset accumulation and retention in Turkana East .....</b>	<b>46</b>
<b>4.5.1 Notable changes experienced by households concerning asset accumulation and can be attributed to HSNP cash transfer .....</b>	<b>46</b>
<b>4.5.2 Cash transfer programs have led to the rise of agricultural inputs investment.....</b>	<b>47</b>
4.5.3 Reasons why households are better off compared to a year ago.....	48
4.5.4 Descriptive Statistics on statements related to asset accumulation and retention.....	49
<b>4.6 Effect of the HSNP program in enhancing Human Capital and livelihoods in Turkana County .....</b>	<b>51</b>
<b>4.6.1 Total net cash income for the household over the seven previous days.....</b>	<b>51</b>
4.6.2 Total net cash income for the household over the last 12 months.....	54
<b>4.6.3 Household's main source of income.....</b>	<b>55</b>
4.6.4 Business as a result of HSNP cash transfer .....	57
4.6.5 Expansion/improving existing business activity as a direct result of receiving HSNP .....	58
<b>4.6.6 Descriptive Statistics on statements related to enhancing human capital and livelihoods</b>	<b>58</b>
<b>CHAPTER FIVE: SUMMARY, CONCLUSIONS AND , RECOMMENDATIONS.....</b>	<b>61</b>
<b>5.1 Introduction.....</b>	<b>61</b>
<b>5.2 Summary of the Findings of the Study.....</b>	<b>61</b>
5.2.1 Effect of the HSNP program on household nutrition and food security in Turkana County .....	61
5.2.2 Effect of the HSNP program on Risk Coping in County of Turkana.....	62
5.2.3 Effect of HSNP program on asset accumulation and retention in Turkana County .....	63
5.2.4 Effect of the HSNP program in enhancing Human Capital and livelihoods in the County of Turkana. ....	64
<b>5.3 Conclusions.....</b>	<b>65</b>
<b>5.4 Recommendations .....</b>	<b>67</b>
<b>5.5 The Suggestions for further research.....</b>	<b>68</b>
<b>REFERENCES.....</b>	<b>69</b>



## LIST OF TABLES

Table 3.1: Target Population and Sample size.....	27
Table 4.2: Number of years lived in the village.....	32
Table 4.3: Household size.....	33
Table 4.4: Marriage/ spouse status.....	34
Table 4.5: Number of meals per day.....	35
Table 4.6: Number of meals per day, per week .....	36
Table 4.7: HNSP influence on food security .....	38
Table 4.8: Change in food consumption over the past 12 months in the household compared to the previous years .....	39
Table 4.9: Experience of food shortage in the household over the past 12 months.....	40
Table 4.10: Descriptive statistics on statements related to household food security and nutrition.....	41
Table 4.11: Household seriously affected by shocks in the last 12 months.....	42
Table 4.12: Use of coping strategies at home .....	43
Table 4.13: Descriptive Statistics on statements related to risk coping strategies.....	45
Table 4.14: HSNP has led to increased investment in agricultural inputs .....	48
Table 4.15: Descriptive Statistics on statements related to asset accumulation and retention.....	49
Table 4.16: Total net cash income for the household over the past 7 days.....	52
Table 4.17: Total net cash income for the household over the last 12 months .....	54
Table 4.18: Households' main source of income .....	56
Table 4.19: Business as a result of HSNP cash transfer .....	57
Table 4.20: Expansion/improving existing business activity as a direct result of receiving HSNP .....	58
Table 4.21: Descriptive Statistics on statements related to enhancing human capital and livelihoods .....	59

## LIST OF FIGURES

Figure 2.1: Resilience Framework.....	13
Figure 2.2: Conceptual Framework for Understanding Pastoralists’ Resilience in Turkana East Sub County.....	21
Figure 4.1: Gender-of the Participants.....	31
Figure 4.2 Age-of the household head.....	32
Figure 4.3: Highest level of-education.....	34

## LIST OF ACRONYMS

<b>ASALs</b>	Arid and Semi-Arid Lands
<b>ASP</b>	Adaptive Social Protection framework
<b>CTP</b>	Cash Transfer Programs
<b>DFID</b>	Department for International Development
<b>EDE</b>	Ending Drought Emergencies
<b>GoK</b>	Government of Kenya
<b>HSNP</b>	Hunger Safety Net Program
<b>IDDRSI</b>	Drought Disaster Resilience Sustainability Initiative
<b>IDS</b>	Institute of Development Studies
<b>IGAD</b>	Intergovernmental Authority on Development
<b>KMD</b>	Kenya Meteorological Department
<b>NDMA</b>	National Drought Management Authority
<b>NSNP</b>	National Safety Net Program
<b>OVC</b>	Orphan and Vulnerable Children
<b>SCT</b>	Social Cash Transfer
<b>SPSS</b>	Statistical Package for Social Sciences
<b>UK</b>	United Kingdom
<b>USA</b>	United States of America

## **CHAPTER ONE: INTRODUCTION**

### **1.1 Background to the Study**

The change in climate is arguably one of the complicated environmental issues that the world experiences today; this is because extreme event types, frequency, and intensity are projected to increase even when there is a slight increase in the average temperature (Goodess, 2013). While, Social protection, according to Rajouria (2019), is a combination of programs and policies that aids in the promotion of markets which are labor efficient, reduce the risk of people's exposure, and also improves their capability to defend themselves against income losses and hazards in order to reduce poverty and vulnerability. Increased risks from climatic changes and disasters, on the other hand, will make the poor's assets, livelihoods, and well-being more precarious (Umukoro, 2013). To combat poverty and vulnerability, certain laws and programs known as social protection must be put in place.

According to Davies, Oswald, Mitchell, and Tanner (2009), social protection efforts in the United Kingdom (UK) are just as vulnerable to climate change as other development techniques. Failure to integrate both short and long-term strategies have been associated with poor handling of shocks associated with climatic change hence, they are unlikely to succeed in reduction of poverty. The researchers on the field of climate change and on social protection for the UK Department of International Development (DFID) from the Institute of Development Studies (IDS) established the idea of adaptable social protection. According to Solórzano (2015), the social protection is considered as a viable option for the reduction of poverty, and also lowering the climate change vulnerabilities, that may affect the underprivileged in Mexico. The Institute of Development Studies' Adaptive Social Protection framework (ASP) was the first institution to assess the association between disaster mitigation, adaptation of climatic change and social protection programs. Simultaneously manage unsafe living standards, look at major issues that enhance vulnerability of the households and increase people's ability to keep up with the changing climate,' according to the framework (Solórzano, 2015).

Social protection schemes have been implemented in other nations, including China and Brazil, to address the hazards brought to the poor, which reforms in the forestry,

agricultural, and energy sectors, due to the persistent pro-climate, (International Labour Organization, 2017). Specific social preventive measures include unemployment benefits, social assistance, and skill development initiatives. In India, the instruments of social protection and climate change promote inclusion and advancement in the development of climate-resilient, respectively, according to Panjiyar et al. (2019). For vulnerable and poor households from climate change to achieve synergistic outcomes, the key stakeholders must help them invest in strategies through the adoption of climate risk management framework and social programs. They can assist individuals in absorbing climate risks effects, adapting to the climatic impacts, and transforming their abilities and tactics to handle expanding climate pressures with some adaptations. (Agrawal et al., 2017).

Scholars such as Kuriakose, Heltberg, Wiseman, Costella, Cipryk, and Cornelius (2013) argue that in Pakistan, Social Protection initiatives provide a variety of strategies for families and communities dealing with climate change impacts. A mere response to shock alone is necessary to improve adaptive capacity as well. Social protection programs can aid in constructing the resilience to climate, along with other sectors like the urban planning, water activities, agriculture, and in the disaster risk reduction. Many characteristics that improve adaptive ability also encourage development, and have the potential to improve impoverished people's social and economic inclusion.

In most of the developing countries, the method of cash transfers, forms an important part of social protection programming, whereby social protection initiatives are typically targeted towards the poor and vulnerable people to lessen general vulnerability. The provision of assistance to the poor, or to those who are at a higher poverty risk, in form of cash and in the absence of the transfer is known as Cash transfers.

In recent years, policymakers have increasingly recognized that developing nations' resistance to the negative impact of the changes in climate requires strong and effective social protection policies and systems (Aleksandrova, 2019). According to Tucker, Daoud, Mtisi, and Matheson (2015), many African countries are prone to climate changes; this is because of the low incomes earned, their geographic location, and the expanding reliance on climate-sensitive industries, for example, agriculture. According to Asfaw and Davis (2018), cash transfers method accounts for a largest portion of household income in Africa,

and are likely to assist households in overcoming barriers to credit and cash. In turn, such access, can boost production and other investment activities, impact beneficiaries' social networks, and improve beneficiaries' market accessibility, boosting their capacities of dealing with external shocks therefore, boosting the resilience of the general community.

At the levels of African and international communities, the resilience of households and communities has increased (Barrett & Headey, 2014). Social cash transfer programs (SCT) are a vital way of increasing shock resilience. The principal premise is that cash transfers can strengthen the resilience. This is achieved through the facilitating of human resource through the provision of a reliable income due its predictability and steadiness. Also, enhancing changes in productive activities through relaxed liquidity limitations, improved management of natural resources, and better capacity to deal with and deal with the external shocks have been identified as key factors (Asfaw et al., 2018).

Studies show that the rural social protection interventions are more effective when they offer a wide range of benefits which are long-term. For instance, the integrated programs like the Ghana Living Poverty Empowerment program, which targets extremely poor households and combines cash transfers and health insurance incentives, were linked to an increase in savings and reduced debt/capital holdings in women's households (Handa et al., 2014). In Ethiopia, it is evident that taking part in both programs is linked to the lowering of debts, increased use of "modern health facilities," greater labor availability, and greater livestock resources (Shigute et al., 2019). Also, Somalia remains vulnerable to recurrent shocks, including conflict, drought, flooding, as well as plant and animal pests and diseases as indicated in a UNICEF report (2018 – 2022). These shocks result in disrupted livelihoods, increased vulnerability and poverty and, ultimately, hunger and malnutrition. Somalis have faced multiple major climatic shocks in the last ten years, including reoccurring drought with insufficient recovery time for affected populations. Additional stressors include natural resource degradation (due to weak governance and massive charcoal production), political instability and urbanization, especially in the case of internally displaced people (IDPs), which impacts access to services.

In the recent past, Kenya has continued to experience an adverse drought that is associated with the change in climatic conditions that have been taking place. It is worth noting that

the episodes of recurrent droughts and associated effects are not new, as it is a natural but transient feature of the Arid and Semi-Arid Lands (ASALs), rather than being a result of climate change. In most regions of Kenya, however, the drought cycle looks to be decreasing drastically from every nine or ten years. Most recently, the ASALs experience droughts every two or three years (Opiyo et al., 2015). Drought remains a constant hazard in Kenya and it remains as a key climatic factor contributing to increased vulnerability; famine, food insecurity, malnutrition, poverty, and reduced household welfare (Fitzgibbon, 2013; GoK, 2012). The devastating effects of the recurrent droughts, and in particular, the 2011 drought crisis, affected 4.5 million people, 85 percent of whom were in the ASALs (GoK, 2012).

According to studies by Ombis (2013); Ogallo (2014); Obwocha (2015) and Bobadoye, Ogara, Ouma, and Onono (2016), many initiatives have attempted to better the wellbeing of the different communities in ASALs of Kenya. Social protection has been implemented in varying forms for many decades by the government and non-state actors. Adoption of social protection can help to alleviate extreme poverty and vulnerability, particularly in communities that experience regular shocks and pressures, as well as increase people's chances of building resilience (Kabare, 2015). Not only in terms of development and poverty but also in terms of addressing fundamental human needs and empowering poor and vulnerable communities, social protection plays a vital role. Despite significant advances in reducing poverty in Kenya's ASAL areas, many residents rely on few properties, inadequate finance, limited access to sustainable livelihoods and as a result, are more sensitive to shocks, especially disaster-related shock.

## **1.2 Statement of the Problem**

The rising frequency and severity of droughts and other natural disasters have driven Kenya to implement measures to reduce the effects of these disasters on the livelihoods and welfare of communities (Shiferaw, Tesfaye, Kassie, Abate, Prasanna & Menkir, 2014). These measures, including the EDE initiative, are in line with regional blueprints for disaster risk reduction efforts, for instance, the IDDRSI which seeks to enhance drought disaster resilience and sustainability. Within this context, social protection interventions are being used as a means of building resilience to drought impacts.

However, although literature suggests a direct link between social protection programmes, for example, in cash transfers and resilience, and the chain of causality, it is lacking in evidence (Stokols, Lejano & Hipp, 2013). There is proof that social protection's cash transfers have an impact on people's capacity to increase savings, shift into better, sustainable, diverse livelihoods, and start asset accumulation. This is considered as a key factor in providing protection against climate shocks (Ulrichs & Slater, 2016). However, scholars such as Stokols et al., (2013) and Menkir et al., (2014) explained that there is limited literature to show how and why these programs influence resilience against climate shocks.

According to Vaitla, Tesfay, Rounseville and Maxwell (2012), the lack of consensus on how resilience can be measured results in limited literature on influence of programs that focus in enhancing resilience. It is difficult to predict how specific social protection programs would impact the effects of climate change. Even though there is literature indicating the relationship between social protection programs and reduction of poverty and food insecurity, very little have been researched on the effectiveness of these same programs on facing climate change impacts. In other words, there is limited literature to show the benefits of the social protection programs like the cash transfers, in protecting recipients from climate change impacts (Béné & Newsham, 2011). Locally, previous research by Ombis (2013); Ogallo (2014); Obwocha (2015); Ulrichs, Slater, and Costella (2019); confirms the same sentiment that social safety net programs play a vital role in reducing chances of vulnerable people from falling in worse situations. Therefore, leadership is expected to put in place safety net mechanisms to keep the affected or likely to be affected communities and let them know when to access them.

However, there was need to re-examine the influence of cash transfer programs on achieving long-term resilience to climate change. Hence this study addressed some of the gaps and weaknesses in the empirical evidence base by determining how HSNP impacts resilience to drought in Kenya. This research examined the relationship between HSNP and climate resilience by assessing the extent to which the HSNP cash transfers have been successful in building household resilience against recent drought impacts. Provision of credible insights on areas such as attributes, capacities, and processes experienced at the



household level broaden the empirical evidence. The study also contributed to the academic debate on how resilience can be measured and enhanced.

### **1.3 Study Objectives**

#### **1.3.1 General Objective**

To evaluate the effect of the HSNP program on resilience enhancement to the climate shocks, in pastoralist households in Turkana County.

#### **1.3.2 The Objective Specifics**

1. To assess the influence of the HSNP program on household nutrition and food security in Turkana East Sub County
2. To establish the effect of the HSNP program on risk-coping in Turkana East Sub County.
3. To assess the effect of the HSNP program on asset accumulation and retention in Turkana East Sub County.
4. To establish the effect of the HSNP program in enhancing human capital and livelihoods in Turkana East Sub County.

### **1.4 Research Questions**

1. What is the influence of the HSNP program on household nutrition, and food security in Turkana East Sub- County?
2. How does HSNP program affect the risk-coping in Turkana East Sub County?
3. What is the effect of the HSNP program on asset accumulation and retention in Turkana County?
4. What is the effect of the HSNP program in enhancing human capital and livelihoods in Turkana East Sub County

### **1.5 The significance and Justification of the Study**

In Kenya the areas that are prone to drought, have a higher chance of experiencing food insecurity and poverty (Alinovi et al., 2010; Gathiaka et al., 2020). Song and Imai (2019) states that over fifty percent of households have always been benefiting from aid for than

ten years. To make the case even worse, there is a 30% malnutrition rate, and seems to be even becoming worse. Bruck and Ferguson (2019) have however noted that emergency food aid is a temporary remedy that has not achieved much when it comes to addressing the deep-rooted food insecurity in Kenya and specifically the ASAL areas.

In that case, Kenya needs to come up with a long-term plan to fight poverty other than just reducing food insecurity. Most of the developing nations around the world are adopting social protection programs as a solution to fighting poverty. Promoters of the program argue that a reliable source of income reduces the necessity for emergency food aid (Golovaty et al., 2020). The core aim of the HSNP program to the beneficiary household is to; lower the level of poverty, food shortage, malnutrition, enable accumulation and retention of assets.

Results from this research will assist the national government, the Local Authority of Turkana and future scholars. The analysis will compile relevant information of the HSNP program, on resilience to drought and the methods by which authorities should address the underlying issues. Research findings will guide a deeper re-examination of the various dimensions of the HSNP program. Understanding the dynamics of the program and, in particular, being aware of the potential influence of this arrangement on people's lives requires a focus on various possibilities. The study aims to provide a comprehensive overview of social protection programs in Kenya's pastoral communities, with a focus on pastoralist households in Turkana East Sub County.

Understanding the impact of the HSNP program on resilience to drought in filling the academic gap will also enable policymakers to formulate policies that encourage the participation of local communities in building resilience to drought. The investigation also establishes a foundation for future research on cash transfer systems. Additionally, this survey gives an empirical literature to other academicians, and researchers on the effect of the HSNP program on resilience to drought, which can be utilized as a material for research and in the recognition of gaps in the studies which are related.

## **1.6 The Limitations and Scope of the Study**

### **1.6.1 The Scope of study**

The study was limited to Turkana County, considering it to be the second-largest County in Kenya and one of the counties that have an HSNP program. Specifically, the research was carried out in the eastern part of Turkana, which is the epitome of Cash Transfer Program (CTP) activities. Further, the study focused on four impacts of the HSNP program which included access to household food security and nutrition, risk-coping enhancement, asset accumulation and finally on how the program enhances human capital and livelihoods in Turkana County. The study focused on 377 household members who were beneficiaries of the HSNP program in Turkana East Sub County. In addition, 7 key informants who were selected from: NDMA, National government in the Ministry of Children, Gender and Social Development and also Ministry of Agriculture, Livestock and Fisheries, the National Social Protection Secretariat, Help Age International, Kenya Meteorological Department and OXFAM. This research was conducted between June 2020 and November 2022.

### **1.6.2 The Study Limitations**

Challenges were experienced while conducting the study; first, the roads were seasonal and were impassable. This limited the ability of the researcher to move freely in the area of study and therefore took more time than initially envisioned. However, in this case, the researcher asked for more time to finalize conducting data collection. Second, the researcher encountered some hostile respondents who due to their selfish reason were not willing to provide the needed information or wanted payments. The researcher ensured confidentiality by evading utilisation of certain names of people as collection of data was conducted. Also, it was expected that there would be logistics, language barrier problems in communication, and time limitations due to the vastness of the research area. However, two research assistants from the locality were employed to assist in collecting the data.

## 1.7 Definition of Significant terms

- Adaptation:** It refers to a system response to perturbations or stress that is sufficiently fundamental to alter the ecological or the system of socio-economic.
- Adaptive capacity:** Refers to the capacity to adapt to the changes in climate, to reduce its effects, seize opportunities, or take necessary measures.
- Climate change adaptation:** Refers to the process involves adjusting to anticipated climate change and its effects in order to lessen harm, or take advantage of advantageous opportunities. The steps of adjusting to real climate and its consequences in natural systems; the interventions of human may help in adjusting to anticipated climate.
- Climate change:** Refers to changes in climate that may be observed as long-lasting, typically decades-long, alterations in the mean and/or variability of its parameters may be the outcome of internal natural processes.
- Drought:** Refers to a period of two or more following dry years in which inadequate rain harms the production system.
- Pastoralism:** Refers to the practice of rearing livestock
- Payments:** It refers to ensuring that funds are distributed to beneficiaries efficiently and securely which may comprise the creation of smart cards among other things.
- Resilience:** Refers to the capability of a family to absorb stresses without changes in the level of well-being.
- Social Protection:** Refers to the socially unacceptable degrees of vulnerability, danger, and misery that are met with public action in a particular society.
- Cash Transfers:** Refers to the distribution of help in the form of money to underprivileged or to people who would likely become impoverished without the transfer.

**Vulnerability:** Refers to the probability that a person, community, system, or unit may be harmed as a result of physical, socioeconomic, and environmental pressures.

## **CHAPTER TWO: THE LITERATURE REVIEW AND THEORETICAL FRAMEWORK**

### **2.1 Introduction**

This chapter reviews literature on social protection and enhancing resilience to climate shocks. Additionally, this section encompasses empirical review, theoretical and conceptual framework on influence of cash transfer on household's food security and nutrition, risk-coping and asset accumulation. Finally, the study will explain the impact of social protection's cash transfer programs in enhancing human capital and livelihoods.

#### **2.1.1 The Concept of Resilience**

Holling (1973) brought the concept of resilience into the ecology literature, and it has subsequently been applied to research the absolute perseverance of various natural states in dynamic, multifaceted systems like socioeconomic systems. A system's resilience is its capacity to withstand change, recover from shocks, and resume and stabilize its original function (Muricho et al., 2019). Buffer capacity, self-organization, and learning capacity are three distinctive traits of resilience that interact with one another. The study focuses on the influence of HSNP to climate shocks in pastoralist's households in Turkana East Sub County.

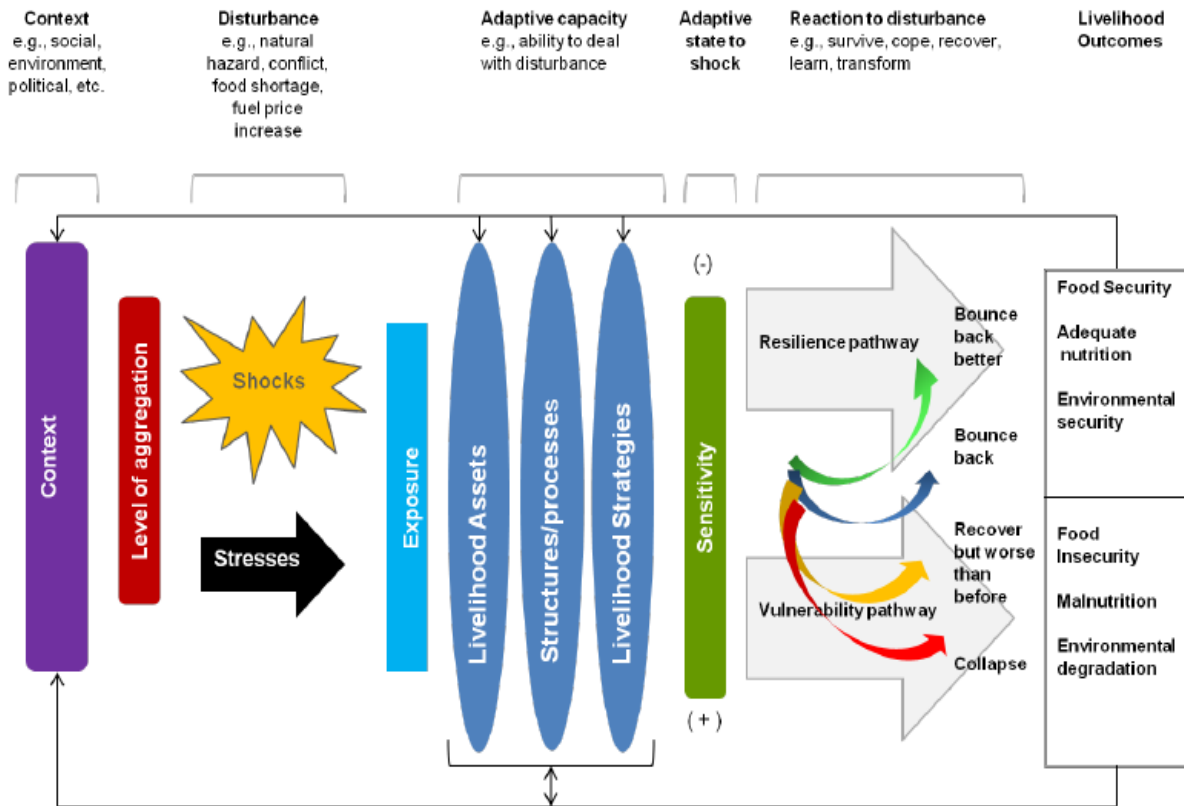
A vulnerable community, according to Muricho et al., (2019), has measures against climatic shocks such as famine, drought and crop failure and in case there are no measures put in place and when a disaster strikes, the community is worse off. If this situation is combined with poverty and isolation, that is likely to create a deprivation trap of poverty cycle. In order for households to escape the trap, the course that leads to the trap must be stopped and replaced with a resilient path.

According to Tambo and Wünsch (2017), how a household copes with and withstands the impacts of climate change, is determined by their capabilities, both human and material resources and available activities. The arrangement and choice of available options for a household's livelihood strategy determine the sequence and selection of those options for the household to withstand the impact of climate change and survive during extreme

conditions. According to Alinovi, D'errico, Mane, and Romano (2010), households from various socioeconomic categories employ diverse tactics to earn a living, resulting in varying levels of climate change resilience. For instance, a farmer household verses a family who get their income is from public sector employment and each need a different type of interventions (Alinovi et al., 2010).

The building and maintaining resilience, according to Frankenberger et al., (2012), necessitates the collaboration of a variety of actors, with harmonizing talents and capabilities. By establishing mutually beneficial interactions and utilizing various networks, communities, civic society, government, and the corporate sector can help disadvantaged populations improve their well-being and adapt to change. According to Asmamaw, Mereta, and Ambelu (2019), adaptability is the ability to fit into a changing environment or conditions impacted by learning, merging experiences, and information, and altering appropriately while retaining stability. This ability improves livelihood possibilities while also building assets and capacities for current and future generations. This enables households in their fields to deal with shocks and can motivate them to look for new solutions to their issues. Various livelihood strategies have been embraced by different communities and households to deal with the adverse impacts of climate change. In Turkana, the primary means of earning a living for most households can be categorized as homogeneous clusters of individuals involved in pastoralism.

## 2.1.2 The Resilience Framework



**Figure 2.1: Resilience Framework**

**Source: Frankenberger et al., 2012**

As per Smith (2012), the framework for resilience emphasizes the importance of considering various societal levels in order to comprehensively enhance resilience. This involves focusing on both the ability of individual households to adapt and the overall resilience of the community. The degree to which this is accomplished leads in either greater vulnerability (vulnerability pathway) or greater adaptive capacity and resilience over time (adaptive capacity). The framework delineates four possible routes that a household may take following a shock, either sequentially or concurrently: a downhill trajectory "recover, but worse than before," an upward trajectory "bounce back better," a generally level trajectory "bounce back," and a catastrophic decline "collapse".

According to Engle, Bremond, Malone, and Moss (2014), households who are on a resilient path towards progress are less vulnerable and more likely to succeed. These



households can fulfill their nutritional and food-related necessities as well as meet their financial and health security requirements. They will also be able to educate their children and participate in choices that influence their life. Households unable to manage shocks or demands using their adaptive ability, on the other hand, are vulnerable and are likely to continue a negative trajectory or catastrophic breakdown hence vulnerability pathway. Vulnerable households experience deficits in each of the above aspects. The framework denotes household resilience as a function of its adaptive capacity which is in turn influenced by interventions that targets household livelihood assets and strategies.

### **2.1.3 Relationship between Social Protection's Cash Transfers and Resilience**

According to Devereux (2016), the main objective of social protection programs is to lessen susceptibility. They can be helpful when they are built on climate and risk-driven thinking – spatially and temporally. Moreover, social protection programs can assist to foresee and absorb the consequences of risks without taking measures that threaten their livelihoods while still providing the fundamental necessities, as stated by Ulrichs, Slater, and Costella (2019).

Social protection's ability to develop resilience during of climate change has been recognized by several conceptual frameworks. Adaptive social protection, according to Kim and Lim (2016), emphasizes the necessity to incorporate social protection for management of the risks of disaster and adaptation to changes in climate issues as all sectors have a similar objective and target population. Social protection tools can allow individuals to move both from reactive protection to proactive prevention. Both parts, it is assumed, can only be combined to promote long-term resilience by providing preventive before major climatic events and protection thereafter. This relationship is emphasized in the perspective of adaptive capacity (Bené et al., 2012).

In addition to the conceptual component, the significance of social protection in terms of long-term resilience is only limited by empirical evidence. While social security is closely connected to shock management across the human life cycle and has been demonstrated to alleviate poverty and vulnerability, few researches have looked at its long-term impact to climate resilience. However, evidence is growing: some research (Béné et al., 2011;

Kabare, 2015; Tambo, 2016; Solórzano, 2016 & Ulrichs, et al., 2019) assessed the long-term effect of cash transfer programs.

#### 2.1.4 Hunger Safety Net Programme (HSNP)

Recently, a growing number of safety net initiatives, such as the HSNP, have focused on the population's impoverished and most vulnerable groups (GoK, 2016). The program is dedicated to the extremely poor individuals in drought prone areas in Kenya. The program has been running from 2008 to 2012 which was the pilot phase. The Ministry of Devolution and The National Drought Management Authority launched the second phase of the CT program planning between 2013 and 2018 (NDMA). The initiative was started to address the issues with emergency food relief and humanitarian aid. The initiative was designed to provide frequent cash transfers to the needy and vulnerable as protection. The initiative's supporters said that it would play a substantial role in reduction of poverty and vulnerability, especially among those who frequently experience climatic disasters, as well as improving possibilities for resilience-building (Mark, Kyalo & Mulwa, 2020).

HSNP is one of Kenya's four cash transfer schemes, which forms the National Safety Net Programme (NSNP), which integrates these programs into a national social protection system. Laura (2015) also points out that HSNP is part of the Kenyas' government's bigger social assistance initiative, that is, NSNP, which unifies the four CT Programs under one umbrella. It is essential to establish a good database and enhance the currently used institutional framework for social assistance, to efficiently give universal access to the disadvantaged throughout their lives. According to Nawoton (2020), HSNP regularly distributes funds to the elderly, orphaned, and vulnerable children (OVC), as well as persons who have significant disabilities.

According to Ulrichs and Slater (2017), evidence from HSNP reveals that people who receive financial assistance from the CT can meet their basic needs. The beneficiaries can retain their children in schools and do not have to sell seeds meant for the next planting season. Kenya's HSNP demonstrates how including resilience goals into design and execution may improve the significance of social protection on national entities' and systems' anticipatory capacity.

In Kenya, the program is majorly applicable in Turkana, Marsabit, Mandera, and Wajir. The program's ultimate purpose is to tackle poverty, food insecurity, and also malnutrition in beneficiary households while also encouraging asset preservation and accumulation. The HSNP, according to Ulrichs et al., (2017), intends to alleviate extreme food insecurity and catastrophic risks by integrating the mechanism called the scale-up, which allows regular recipients to extend assistance to vulnerable non-beneficiaries amid severe droughts.

The HSNP is a key component of Kenya's national Ending Drought Emergencies (EDE) framework, and it is also part of a regional effort to lessen the risk of humanitarian crises in the aftermath of the drought that took place in the Horn of Africa in 2011. The HSNP is seen as a primary determinant to mitigate drought-related risks. Therefore, this research evaluates the influence of social protection, in supporting resilience to climate shocks in the pastoralists' households in the county of Turkana.

### **2.1.5 Empirical literature on Social Protection**

Various studies have been conducted on effect of social protection programs on resilience. A study on the connection between the adaptations of the changes in climate and social protection in Mexico was conducted by Solórzano (2015). The main study goal was to examine the relationships between social protection's cash transfers and rural disadvantaged households' resistance to climate change. The researcher suggested an analytical model of social protection-resilience, which guided in collection of data and the analysis process. The model was developed on the idea that vulnerabilities are reduced by social protection, and as a consequence, can assist impoverished households in becoming more resilient to climate change. Results indicated that social programs offer consistent and reliable safety net that shields the households from short-term risk hence enhancing their absorptive capacity.

In South Asia, Davies, Béné, and Coirolo (2013) examined 124 agricultural projects in five Asian countries in their study on influence of adaptive social protection on building resilient livelihoods. The study results indicated that integration is uncommon; however, when it takes place, it contributes to moving the temporal horizon away from short-lived interventions that targets the coping methods of the people supporting and toward long-

term interventions that can aid in the transition into climate and disaster resilient livelihood possibilities.

Ghanaian researchers, Frimpong, Van Etten, Oosthuizen, and Fannam (2015) conducted research on the country's climate change adaptation and social protection programs. The study examined how social safeguards and strategies for adapting to climate change could help alleviate the impact of heat stress resulting from the effects of climate change. The study discovered that building a sustainable livelihood requires smallholder farmers to be empowered through adequate financing, automated agriculture, and modifications to their living environment to decrease heat stress and other climate change impacts. Reduced vulnerability and increased resistance to climate change impacts arise from improved adaptive ability. This has the end result of improving food security and promoting long-term development.

Ulrichs and Slater (2016) did empirical research in Ethiopia, Uganda and Kenya, to analyze the impact of social protection on resilience. The key aim of the research was to learn how social protection may help the financially disadvantaged people become more resilient. The analysis is based on the knowledge that building resilience to climate harshness and disasters requires a variety of programs, that work together to increase people's and governments' ability to minimize a wide range of vulnerabilities that drive poverty and vulnerability, as well as enhance disaster risks. The findings of the three nation case studies show that the program is now making a significant contribution to people's capacity to withstand the damaging stresses and shocks caused by climate change on their way of life. To achieve resilience goals, there has to be a greater emphasis on program delivery quality in program design and assessment. In Kenya, the HSNP was created with the goal of reducing susceptibility to climate-related food insecurity. The findings demonstrated a beneficial association between social protection contributions and resilience, particularly when program objectives are aligned with the design and implementation capability to provide programs in a timely and predictable way. By enhancing its adaptive capacity, a community can decrease its vulnerabilities and increase its resilience to the effects of climate change. Ultimately, this leads to improved food security and supports sustainable development. Mbae (2014) examined the resiliency of

agriculture-based livelihoods in Kenya. The investigation was conducted in the form of a survey. Using a variety of sample techniques, such as a census of Conservation Agriculture farmers, systematic random sampling for trained but un-practicing farmers, and simple random sample for the untrained and un-practicing farmers. The researcher sampled 138 families were sampled. Conservation Agriculture farmers had much more access to food than trained but un-practicing and trained but un-practicing farmers, according to T-tests used to compare means. They also had more financial stability, repatriation, and human capital, all of which helped to increase food production. However, this study did not assess how social protection program influence resilient of agriculture-based livelihoods.

Research on utilization of the cash transfer programs to combat vulnerability and poverty over time was conducted by Kabare (2015). The research assessed the reason and the process of cash transfer program adoption and implementation. In addition, the research assessed the impact of the program in helping the beneficiaries on achieving their economic, social and cultural rights throughout the time. The findings suggest that social assistance measures like programs of cash transfer have a favorable influence on the well-being of households that participate in them. Njuguna (2015) also looked at how elderly people in Kirinyaga County used their social cash transfer allotment. According to the data, the allocation from the Older Persons Cash Transfer Program is largely spent on basic necessities like food and clothes, as well as paying school fees. Despite several studies on the concept of social cash transfer programs across various socioeconomic categories, nothing is known about their impact on Kenya's climate resilience.

## **2.2 Theoretical Framework**

This study was anchored to two main theories: The adaptive cycle theory and the resilience theory. Together, these two concepts are used to predict how cash transfers contributes to resilience outcomes. Each of these theories was influential in shaping and developing research on resilience.

### **2.2.1 Adaptive Cycle Theory**

The present research was anchored to adaptive cycle theory as discussed by Chapin et al. (2009). The theory indicates that all systems are subject to disruptions, such as forest fires,

economic failures, war, legislative changes, and industrial plants, all of which result in changes in essential system properties. Changes that occur during critical phases disturb system long-term stability, and such alterations can have a range of qualitative impacts on the ecological and social systems as compared to transitory variability and mild changes (Chapin et al., 2009). Holling (1986) points out that adaptive cycles provide a paradigm for describing the function of disturbance in both the environmental and social systems. A system may be disturbed in some manner during an adaptation cycle and then either renew to a uniform condition or shift to a new one. Chapin et al. (2009) utilized the example of a forest environment to explain a specific system ecosystem analogy to emphasize the main stages of adaptation cycles and how the theory may be applied to identify disruptions.

An adaptive cycle is considered as an important unit for understanding complex systems ranging from cells to ecosystems to civilizations. It varies between prolonged duration of resource gathering and transformation and shorter times of innovation. This theory is used in this study to conceptualize the link between the efficacy of cash transfer programming and household resilience, which is impacted by interventions that target household livelihood assets and strategies. The theory however does not provide strategies of how to move away from the vulnerabilities of the disruptions and hence the use of the second theory

### **2.2.2 The Theory of Resilience**

The ability to flexibly adjust to adversity, rather than adjusting rigidly is known as Resilience; it stresses on opportunities and supportive means that motivates success. Resilience can also be described as the act of bouncing back or the act of strength recovery. Deithier et al., (2011) explains how the resilience theory aims at fostering life success, rather than eradicating causes. The theory examines how individuals and systems may overcome and overcome obstacles. The idea advocates moving away from vulnerability and focusing on success in the face of adversity, demonstrating how the operating resilience can deal with vulnerabilities and shocks that might harm them.

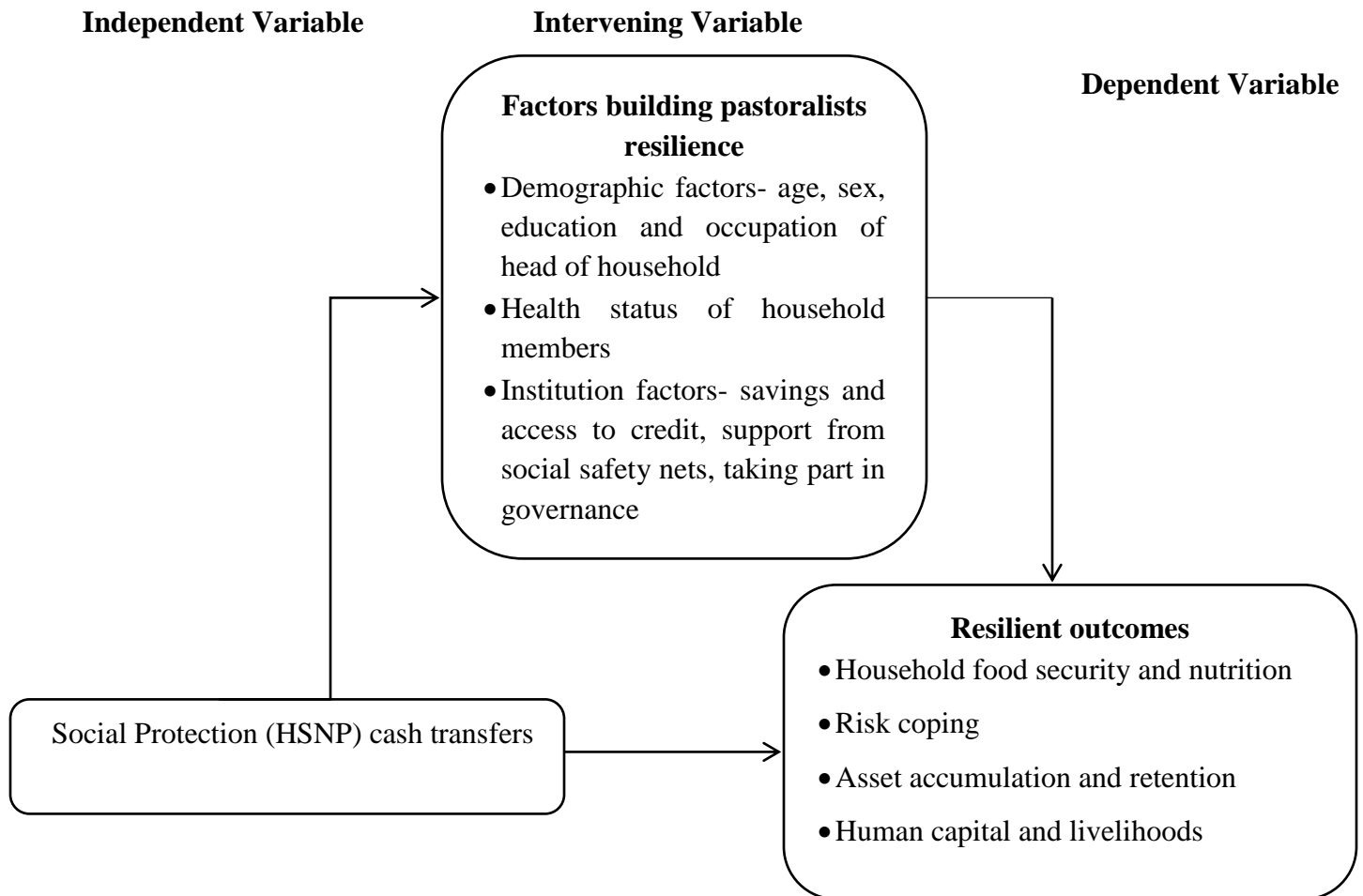
The Resilience theory has progressed from a restricted focus on the individual to a broader perspective of the society, taking into consideration a range of risk-reducing components such as safety nets (Cicchetti, 2010). Individual (including the self-efficacy, self-regulated

emotions and self-determination), family, and community-level risk, and also a sense of social connection and factors of protection, all contribute to resilience. The theory focuses on how to deal with life's difficulties and how to cope with them. When the impoverished in society endure adversity and successfully manage to adjust to negative experiences, they are termed physically robust. Individuals with strong dispositions and the ability to display actions that aided in increased resilience.

The HSNP's unconditional cash transfer is the main factor being studied. This program allows participating households to receive a consistent and expected cash amount, which helps them meet their fundamental needs. As a result, their likelihood of surviving and overcoming poverty is enhanced. The consequence of unconditional cash transfers is that beneficiaries are able to buy food and also other essential items even during the shock times, therefore insulating them from livelihood hazards. This also avoids additional deprivation by preventing loss of income and assets hence, giving households time to stabilize and accumulate assets. Complementary actions can be taken to maximize the positive impact of cash transfers on local markets, by extending the benefits beyond just the beneficiaries. This can be achieved by including ineligible families who provide goods and services in the local markets, thus increasing the income multiplier effect.

### 2.3 The Conceptual Framework

Figure 3.1 illustrates the conceptual framework, outlining the relationships between the various research variables serves as the foundation for this study. This research was driven by the goals of; establishing the influence of cash transfers (HSNP) on food security and nutrition, risk coping, asset accumulation and retention human capital and livelihoods in Turkana East Sub County. The moderating variables includes; demographic factors, health status of household members and institution factors.



**Figure 2.2: Conceptual Framework for Understanding Pastoralists' Resilience in Turkana East Sub County**

**Source: Author, 2022**



The framework is divided into three main components: independent variables, intervening variables, and dependent variables. The independent variables are the factors that are outside of the control of the pastoralists, but that can influence their resilience. These include demographic factors (such as age, sex, and education of the head of household), health status of household members, institutional factors (such as savings and access to credit, support from social safety nets, and participation in governance), and closeness to essential services (such as water, health, and the market).

On the other hand, the intervening variables are the factors that mediate the relationship between the independent variables and the dependent variables. These include factors building pastoralists' resilience, such as risk coping, asset accumulation and retention, human capital and livelihoods, and social protection (HSNP) cash transfers.

The dependent variables are the outcomes that are affected by the independent and intervening variables. These include household food security and nutrition, resilient outcomes, and asset accumulation and retention.

The conceptual framework suggests that the resilience of pastoralists is influenced by a complex set of factors. The independent variables can affect the resilience of pastoralists directly, or they can do so indirectly through the intervening variables. The intervening variables can also affect the resilience of pastoralists directly. In this study, the conceptual framework can be used to guide research on the resilience of pastoralists. It can also be used to develop interventions that can help to improve the resilience of pastoralists.

## **CHAPTER THREE: RESEARCH METHODOLOGY**

### **3.1 Introduction**

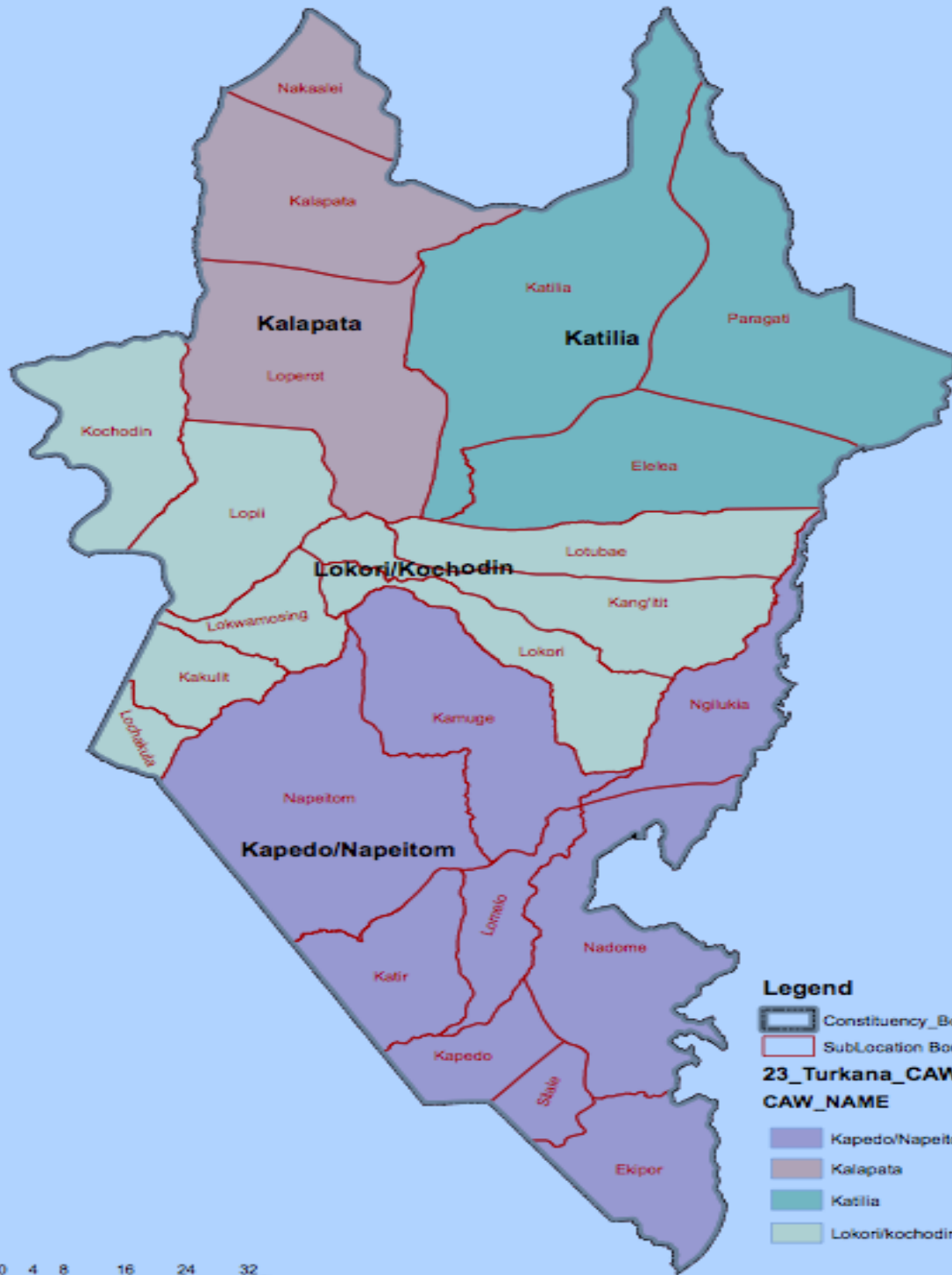
This chapter describes research techniques and processes for achieving the research's specified objectives. The study's research design, population, sample, and sample size are all described. This section also covers research tools, data gathering procedures, data analysis, and ethical issues.

### **3.2 Site Description**

The study area is Turkana East Sub County; it is one of the six constituencies in the larger Turkana County, which established under the County Governments Act in 2012, as mandated by the Act and the Kenyan Constitution of 2010. The target population of this study comprises of all 90,466 residents of Turkana East Sub County as shown by 2019 Kenya Population and Housing census. It covers an area of 15,739.40 Km<sup>2</sup>. It has four wards namely Kalapata, Katilia, Lokori/Kochodin and Kapendo/Napeitom (see map 3.1).

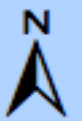
Three major factors influenced the study area selection. First of all, the ethnic group of Turkana that lives in the region practices pastoralism as a source of income. The people have been living on the ground for a considerable time and knows the climate and ecosystem in the region. Second, in recent years droughts have especially been widespread in northern Kenya and have nonetheless not abandoned their livelihood strategy for alternative survival methods, so it is in the interest of the study to discover how this population has dealt with drought and rebound from it. Third, the area is one of the 6 constituencies benefitting from HSNP and it targets extremely poor and vulnerable households). The HSNP's primary goals are to combat poverty, food insecurity, and malnutrition, while fostering asset accumulation and retention for the households that are enrolled. It is also believed that the program would also build resilience to shocks and have a positive significant influence on several well-being pointers such as wealth, education uptake and fiscal services. The HSNP is part of a major component of the National End Drought Emergencies framework. The map of Kenya showing Turkana East Sub County is shown in Map 3.1.

**IEBC REVISED TURKANA EAST CONSTITUENCY COUNTY ASSEMBLY WARDS**



**Legend**

- Constituency\_Boundary
  - SubLocation Boundary
- 23\_Turkana\_CAW\_IEBC\_FIN1**
- CAW\_NAME**
- Kapedo/Napeitom
  - Kalapata
  - Katilia
  - Lokori/kochodin



FEB 2012

### **3.3 Research Design**

The study adopted a descriptive research design and explanatory research design to help identify, analyse, and describe the relationship between cash transfers and resilience to climate shocks in pastoralists households in Turkana East Sub County. Descriptive research design is concerned with the description of phenomena or the characteristics of a particular individual, or a group (Kothari, 2008). In this study, this type of research design can be used to describe the characteristics of pastoralist households, such as their demographics, their assets, and their coping strategies, socioeconomic status, and access to social protection.

On the other hand, an explanatory research design is used to examine causal relationships between the variables (Saunders *et al.*, 2009) and attempts to explain the reasons for the phenomenon being observed (Khaldi, 2017). The study used explanatory design to examine the relationship between between cash transfers and resilience.

### **3.4 The Analysis Units**

According to statistics, the "who" or "what" for whom data is analyzed and conclusions drawn is the unit of analysis. A unit of analysis is the item about which you intend to be able to say anything at the end of your study, and it is most often the main focus of your investigation. The unit of analysis, according to Sedgwick (2014), is the "who" or "what" for whom information is evaluated and conclusions drawn. As a result, the effect of the HSNP program on drought resilience is the unit of analysis in this study. The capacity of individuals, families, communities, nations, and systems to lessen the effects of shocks by mitigating them, withstanding them, adapting to them, and recovering from them is known as Resilience.

### **3.5 Unit of Observation**

The units of observation were largely the beneficiaries of the HSNP program from Turkana County and the key informants who included; NDMA representative, officials from the National government in the Ministry of Gender, Children and Social Development and

Ministry of Agriculture, Livestock and Fisheries, the National Social Protection Secretariat, Help Age International Turkana Coordinator, Kenya Meteorological Department representative and OXFAM Field Coordinator.

### **3.6 The Targeted Population**

This study targets a population of 6653 households (beneficiaries) of HSNP out of the total 17,887 households Turkana East (Public Knoema Data Hub, 2019; NDMA, 2019). The Key Informants were sourced from the NDMA, officials from the National government in the Ministry of Agriculture, Livestock and Fisheries and the Ministry of Gender, Children and Social Development, the National Social Protection Secretariat, Help Age International Turkana Coordinator, Kenya Meteorological Department representative and OXFAM Field Coordinator.

### **3.7 The Sample Size and Sampling Procedure**

A sample is a fraction or portion of the population under investigation. It also refers to a group of people participating or are engaged in the study. Wilson (2014) claims that it refers to components that are chosen, such as subjects, objects, or people who take part in a particular inquiry. Additionally, samples are used to show the general characteristics of the group being studied so that conclusions can eventually be applied to the entire population. Characteristics of a population being investigated should be sufficiently represented by good sample size. LaFlair, Egbert and Plonsky (2015) states that adequate data on a population should be given by the best sample and the data, however, should be sufficient and also be able to be easily analyzed.

If the population being studied is less than 10,000, then the sample size needed can be smaller and calculated using Yamane's (1973) formula as follows;

$$n = \frac{N}{1 + N(e^2)}$$

Where,

n = is the sample size

N = Population Size

e = Acceptable sampling error (e = 0.05, when confidence level is 95%)

n= 377

The application of proportionate stratification involved determining the sample size for each stratum. This method ensures that the sample size for each stratum is proportional to the population size of that stratum (Fernandes, 2018). The formula below was used as a method for calculating stratified sample sizes:

$$nh = (N_h / N) * n$$

Where nh is the sample size for stratum h,

Nh is the population-size for stratum h,

N is total population-size,

and n is total sample-size.

**Table 3.1: The Target Population and Sample size**

<b>Stratum</b>	<b>Target</b>	<b>Proportional allocations (<math>N_h / N</math>) * n</b>	<b>Sample (nh)</b>
Kapendo/Napeitom	1,863	(1863/6653) 377	106
Katilia	1,530	(1530/6653) 377	87
Lokori/Kochodin	3,260	(3260/6653) 377	184
<b>Total</b>	<b>6653</b>		<b>377</b>

**Source: Author, 2022**

Simple random sampling was conducted to get both the 377 HNRP beneficiaries to give their opinions on the contribution of the Cash Transfer to resilience to climate shocks in pastoralist households in Turkana East. Because of this, every household had an equal chance of being chosen as a responder for this survey. In addition, the 7 key informants from both the County level and National level were selected purposively by the researcher. The Key Informants included 1 NDMA representative, officials from the National government in the Ministry of Gender, Children and Social Development (1) and Ministry of Agriculture, Livestock and Fisheries (1), the National Social Protection Secretariat (1), Help Age International Turkana Coordinator (1), Kenya Meteorological Department representative (1) and OXFAM Field Coordinator (1). The Key Informant was chosen through the use of purposeful sampling. This made it possible to choose participants who

are familiar with the Program and who can offer important details regarding the study's aims.

### **3.8 The Data Collection Methods.**

There are many research methods adopted by researchers to collect data which includes but not limited to:

**Household Survey:** A self-report data-collection tool used to collect socio-economic data as well as demographic data and cultural aspects. A household survey is an essential method for gathering structured socio-economic and demographic data from a representative sample of the pastoralist households in Turkana East Sub County. Since the research aimed to understand the effect of cash transfers on resilience to climate shocks, it's important to gather data on the households' economic conditions, access to resources, livelihood strategies, and demographic characteristics. Surveys allowed the researcher to systematically collect standardized data, which was analyzed quantitatively to identify trends, correlations, and impacts. This was achieved with the help of two Turkana-speaking assistants who were also trained by the lead researcher. They helped in collecting data from 377 HSNP beneficiaries.

**Observation:** The act of watching behavioral patterns of communities to get the information about who they are and what they do. Observation complements survey data by providing qualitative insights into the daily behaviors, practices, and routines of pastoralist communities. This method helped researchers understand the context in which households operate the dynamics of their interactions with the environment, and their responses to climate shocks. Observing behavioral patterns, such as migration routes, livestock management, and resource utilization, can offer nuanced insights that might not be captured through surveys alone. This is particularly relevant when studying pastoralist communities that have unique cultural practices and adaptive strategies.

**Key Informant Interviews:** a technique in which the interviewee is questioned by the researcher. Key informant interviews provided an opportunity to gather in-depth and contextual information from individuals who possessed specialized knowledge about the community, climate shocks, and the effects of cash transfers. In this study, semi-structured interviews were administered on 7 key informants. In the case of interviews, the researcher

sent a list of predetermined questions to the respondents personally during the distribution of the questionnaires.

**Document Review:** This is a method of gathering data and it involves reviewing current written documents, both hard copy and electronic. This contextual information was essential for understanding the broader socio-economic and environmental context within which the research is being conducted. Additionally, document review helped in identifying gaps in existing knowledge and guide the research process.

### **3.8.1 Collection of Quantitative Data**

The quantitative data collected entailed information on household demographics (age, sex, size of household, education level, labour capacity); both the agricultural and non-agricultural income activities (type and number of livelihood activities, income from livelihoods) and income (expenditure was used as income proxy). Data sets also include specific information on nutrition and food security in terms of the meal quantity, quality (dietary requirements), meal frequencies and anthropometrics, all according to the different age groups. Information on households' coping strategies (rationing, asset sales, borrowing, etc.) also forms part of the data.

### **3.8.2 Collection of Qualitative Data**

The study also used qualitative data on food and nutrition security and human capital and livelihoods of the research. Qualitative interviews were conducted with implementers of the HSNP program to solicit more information and knowledge on how HSNP program enhance resilience to climate shocks in pastoralist households in Turkana County.

### **3.9 Ethical Considerations**

When conducting their inquiry, investigators consider moral, legal, or other considerations (Adams, 2014). As a result, the University of Nairobi and NACOSTI were consulted over the authority for data collection. The poll also ensured that respect for human dignity and adherence to all other standards of appropriate behavior in a given business was upheld. Consent to Information requires both understanding and a voluntary choice to take part in the study (Kara, 2015). The principle of sensitivity was considered in this research by permitting the interested participants only.



Data integrity and confidentiality were guaranteed throughout the research procedure to protect respondents' privacy. The participants were also notified that the findings would be utilized for the aim of learning. Data gathered was safely stored. Because it was necessary for the study protocol, a research instrument did not disclose the details of respondents in order to increase anonymity. When completing the questionnaires that were used in this study, the respondents left out their names and other identifying information.

### **3.10 The Analysis of Data and Presentation**

Data analysis is the process of analyzing information to derive conclusions that may be used to guide action. The sort of data to be gathered in this study was decided by the type of data collected, which was qualitative and quantitative data. Interviews and focus group discussions produced qualitative data, while surveys yielded quantitative data. Thematic analysis was used to analyze qualitative data. This included classifying replies based on the study's themes as well as any new ones that emerge from the data in order to draw relevant findings. The findings of qualitative research were presented in narrative. For quantitative data, SPSS V.25 was adopted to analyze both the descriptive and inferential statistics. Descriptive statistics utilised for describing data included frequencies and percentages. The association between variables was established using inferential statistics.

## **CHAPTER FOUR: RESULTS AND FINDINGS**

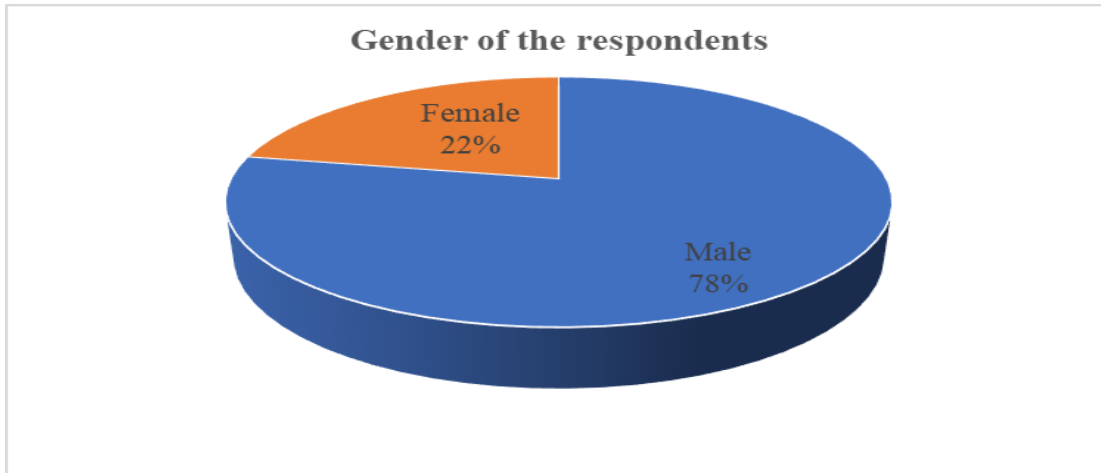
### **4.1 Introduction**

This chapter presents the analysis, presentation and interpretation of collected data on effect of the HSNP program on resilience enhancement to the climate shocks, in pastoralist households in Turkana County. The findings of the HSNP program, initiated due to climate change and its effects are observed. They are under four main sub-headings of the effect of the HSNP program on; household food security and nutrition, risk coping, asset accumulation, and retention and enhancing human capital and livelihoods in Turkana County.

## 4.2 General Information

### 4.2.1: General Information

The study aimed to identify the respondents' gender. The study's findings are depicted in Figure

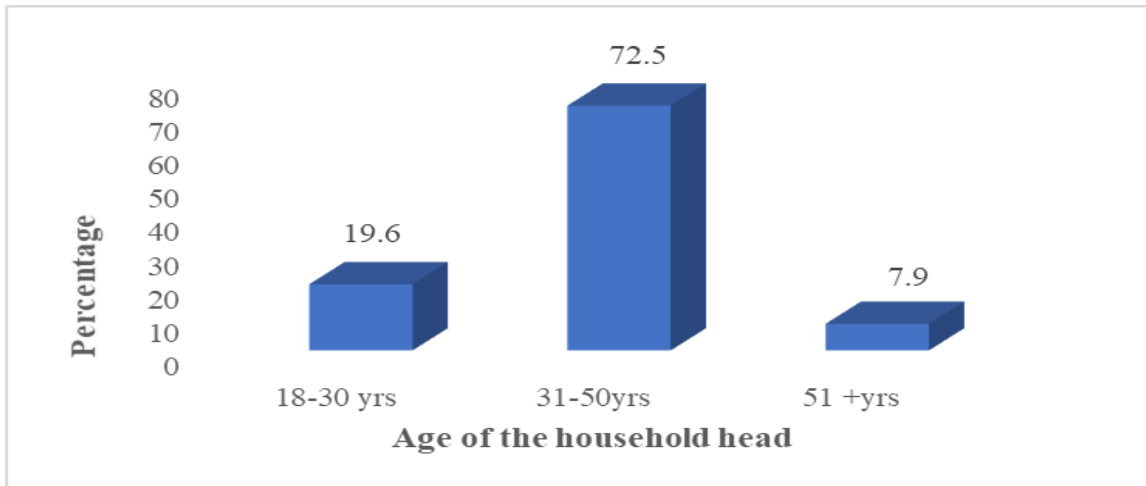


**Figure 4.1: Gender of the respondents**

Figure 4.1 reveals that 78% of the participants from the households were male and 22% were female. This indicates that the majority of the families were led by a male. However, a sizable portion of women participated in the survey, which was predicted to enhance the findings as enough data on both gender divisions would be gathered.

### 4.2.2: Age of the household head

The study sought to examine the age of the participants. The findings were as indicated in Figure 4.2



**Figure 4.2 Age of the household head**

Figure 4.2 reveals that 72.5% of the participants from the households were aged 31-50 years, 19.6% were aged 18-30 years and 7.9% were aged 51+ years. This shows that the most of the households' head were aged 31-50 years.

#### **4.2.3: Number of years lived in the village**

The study purpose was to determine how long the participants had resided in the community. The outcomes are illustrated in Table 4.2.

**Table 4.1: Number of years lived in the village**

	<b>Frequency</b>	<b>Percent</b>
Less 5 years	12	4.1
5-10 years	77	26.5
11-15 years	151	51.9
>16 years	51	17.5
<b>Total</b>	<b>291</b>	<b>100</b>

On the number of years that the participants had lived in the village, the findings in table 4.2 show that most of participants 151 (51.9%) had lived in the village for 11-15 years, 77 (26.5%) had lived in the village for 5-10 years, 51 (17.5%) had lived in the village for >16 years while 12 (4.1%) had lived in the village less than 5 years. The results reveal that the most of participants have spent a significant amount of time in the village, which suggests

that they have lived there for longer period to give accurate data that was essential to this research.

#### **4.2.4 Household size**

The study purpose was to ascertain the size of the respondent's home. The outcomes are displayed in Table 4.3.

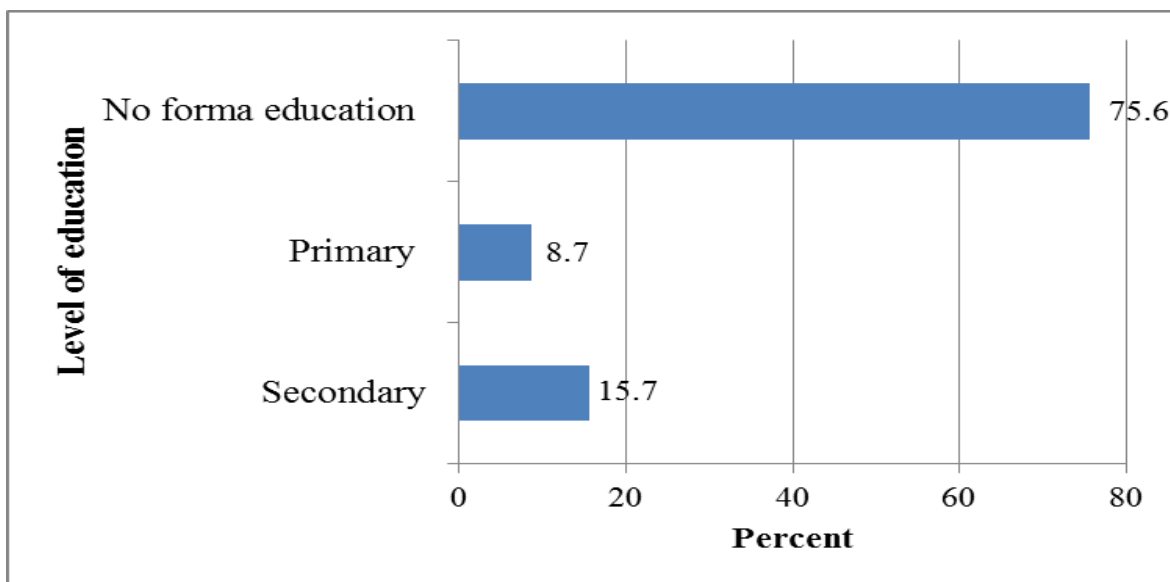
**Table 4.2: Household size**

	<b>Frequency</b>	<b>Percent</b>
1-5	167	57.4
6-10	116	39.9
11-15	8	2.7
<b>Total</b>	<b>291</b>	<b>100</b>

Table 4.3 indicates that 167 (57.4%) of the respondent's household sizes ranged between 1-5. In addition, 116 (39.9%) of the respondent's household sizes ranged from 6-10 and 8 (2.7%) of the respondent's household sizes ranged from 11-15.

#### **4.2.5 Highest level of education**

The goal of the study was to ascertain the respondent's educational background. The outcomes are depicted in Figure 4.3.



**Figure 4.3: Highest level of education**

Findings shows that, 75.6% of respondents from the households had no formal education, 15.7% had secondary certificates, and 8.7% had elementary certificates, according to Figure 4.3. This demonstrates that the majority of responders lacked basic education, which might have given them hard time to comprehend the survey questions. However, research assistants were used to interpret the questions to the participants using their local language.

#### 4.2.6 Marriage status

The study purpose was to ascertain whether the participants were married. The findings are displayed in Table 4.4.

**Table 4.3: Marriage/ spouse status**

	Frequency	Percent
Single	15	5.2
Married	239	82.1
Divorced	10	3.4
Widowed	27	9.3
<b>Total</b>	<b>291</b>	<b>100</b>

Study results shows that 239 (82.1%) of the research participants were married, 27 (9.3%) of the respondents were widowed, 15 (5.2%) of them were single and 10 (3.4%) were divorced. The majority of the respondents were married.

### **4.3 Effect of the HSNP program on household food security and nutrition in Turkana County**

The study sought to establish whether or not HSNP cash transfers were having an impact on the nutrition and food security of households in Turkana East Sub County. Various factors were considered in the research to establish the HSNP program effectiveness in enhancing the nutrition and food security as demonstrated in the section 4.4.1 and 4.4.2.

#### **4.3.1 Number of meals per day**

The study aim was to identify how many meals the respondents consumed each day. The outcomes are illustrated in Table 4.5.

**Table 4.4: Number of meals per day**

	<b>Frequency</b>	<b>Percent</b>
One	22	7.6
Two	228	78.4
Three	41	14.1
<b>Total</b>	<b>291</b>	<b>100.0</b>

The findings in relation to the respondents' daily dietary intake in Table 4.5 indicates that 228 (78.4%) of the participants took two meals per day, 41 (14.1%) of the respondents took three meals daily and 22 (7.6%) of the respondents took one meal per day. The results show that majority of the respondents had two meals per day. Apart from the number of meals per day consumed, empirical studies show that cash transfer programs have contributed to the consumption of food diversity. Research by Tiwari *et al.*, (2016) reveals that households of Kenya eat around 7 of the 12 food groups. The number of food items used up by families has substantially augmented by 1.5 in Kenya respectively over the years. Families with greater financial access to food can buy more food and a wider variety

of products. Last but not least, a unswerving income of families might help to steady food intake over time and minimize yearly food gaps. Cash transfers affect numerous aspects of food security, according to reviews of SCT programs. The HSNP influences several metrics, including an increase in food spending, an increase in daily meals, an increase in the consumption of nutrient-rich foods, and an increase in the proportion of households who are food secure.

#### 4.3.2 Number of meals per week

The study sought to determine the number of meals taken, per week by the participants. The findings are presented in Table 4.6.

**Table 4.5: Number of meals per day, per week**

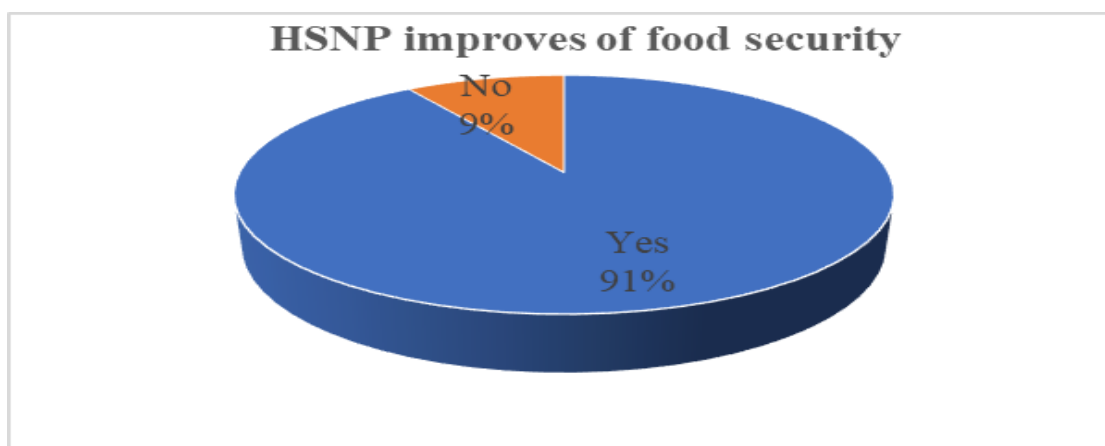
<b>Number of meals, per week</b>	<b>Frequency</b>	<b>Percent</b>
8	7	2.4
9	4	1.4
10	23	7.9
11	4	1.4
12	11	3.8
13	51	17.5
14	108	37.1
15	24	8.2
16	14	4.8
17	8	2.7
18	4	1.4
19	7	2.4
20	18	6.2
21	8	2.7

Total	291	100
-------	-----	-----

Table 4.6 presents that 108 (37.1%) of the participants had 14 meals per week, 51 (17.5%) of the respondents had 13 meals per week, 24 (8.2%) of the respondents had 15 meals per week, 23 (7.9%) of the respondents had 10 meals per week, 18 (6.2%) of the respondents had 20 meals per week, 14 (4.8%) of the respondents had 16 meals per week 11 (3.8%) of the respondents had 11 meals per week, 8 (2.7%) of the respondents had 21 meals per week, 8 (2.7%) of the respondents had 17 meals per week, 7 (2.4%) of the respondents had 19 meals per week, 7 (2.4%) of the respondents had 8 meals per week, 4 (1.4%) of the respondents had 18 meals per week, 4 (1.4%) of the respondents had 11 meals per week, 4 (1.4%) of the respondents had 9 meals per week. The findings specify that most 56.4% of the participants had an average of 13 or 14 meals per week. The seven key informants who were questioned believed that the HSNP beneficiary families' food security was improving as a result of the cash transfer program. According to Tiwari et al. (2016), an increase in household income through cash transfers can directly lead to improvements in the quality and diversity of food available to the household.

#### 4.3.3 HSNP influence on the improvement of food security

This study is made to illustrate the influence of HSNP on the food security improvement. Figure 4.4. shows the results obtained.



**Figure 4.2: HSNP influence on the improvement of food security**



Figure 4.2 shows that the HSNP program has a great impact on food security improvement in 91% of the households but 9% of the households were on the contrary. The major benefits of the cash transfer program on food security, according to the key informants, were restocking, and food affordability.

According to the seven key informants who were questioned, the cash transfer program will result in a long-lasting solution to the issue of food security in Turkana villages by; empowering the community to produce their food through farming or agro-pastoralism, encouraging small and medium enterprises through support, empowering pastoral communities through high restocking, rolling out financial literacy programs and strengthening drought resilience among pastoralists through agricultural projects and other livelihood programs that aim to empower communities. Other solutions that were suggested are; initiating more cash transfers and increasing the amount of money distributed and finally adopting proper livelihood systems.

#### 4.3.4 The HSNP influence on food security

The study sought to find the level at which HSNP influences food security. Research results were as shown in Table 4.7.

**Table 4.6: HNSP influence on food security**

	Frequency	Percent
Moderate	188	64.6
Low	86	29.6
High	17	5.8
<b>Total</b>	<b>291</b>	<b>100</b>

Results show that the HSNP program has a moderate influence on food security as indicated by 188 (64.6%) of the households. Furthermore, 86 (29.6%) of the respondents said the program had little impact on household food security. In addition, 17 (5.8%) of the respondents said the program had a significant impact on household food security. According to Asfaw and Davis (2018), the Cash Transfer Programs boosted overall food

and nonfood spending, which suggests that the intervention improves the wellbeing of households. The receipt of Cash Transfer Programs resulted in a positive response in both the amount and standard of food consumed, indicating that households experienced an improvement in food security and nutrition as a result of the CGP, due to an increase in their food spending. Additionally, their analysis found that the majority of these Cash Transfer programs aim to improve food intake, nutrition, and health status in order to lower poverty and vulnerability.

#### **4.3.5 Change of food consumption over the past 12 months in the household compared to the previous years**

The study sought to determine whether there has been a change in consumption, in the household over the past twelve months, compared to the previous years. The study findings were as displayed in Table 4.8.

**Table 4.7: Change in food consumption over the past 12 months in the household compared to the previous years**

	<b>Frequency</b>	<b>Percent</b>
Yes	291	100
<b>Total</b>	<b>291</b>	<b>100</b>

Results indicate that 291 (100%) of the participants who took part in the research had a change in food consumed in their household in the last 12 months compared to previous years. The respondents further indicated changes they had which included; increased consumption of staple foods, legumes, and veggies at more meals each day. Further, the respondents indicated that there was an increase in consumption of animal and milk products. It is crucial to pay attention to both the nutritional intake and the expenditure and consumption of money, as providing unconditional cash transfers does not come with specific instructions on how the funds should be spent. Therefore, there is no assurance that nutrient intake will increase. Aizawa's (2020) analysis found a rise in overall spending on food products. Specifically, the households receiving aid raised their expenditures on dairy and dairy-based products within one year, on sugar within two years, and on starchy vegetables within an unspecified amount of time. Some macro- and micronutrient intakes

were improved by the HSNP. According to the findings, beneficiary households significantly raised their fat intake by 25.2% after 24 months and their vitamin B12 and calcium intake by 36.6% and 34.9%, respectively. Nevertheless, there is inadequate evidence from the study to conclude that poorer households considerably outperform other households in terms of improvements.

#### **4.3.6 Experience of food shortage in the household over the past 12 months**

The study also aimed to ascertain whether the households of the respondents had encountered food shortages over the previous 12 months. The findings are displayed in Table 4.9.

**Table 4.8: Experience of food shortage in the household over the past 12 months**

	<b>Frequency</b>	<b>Percent</b>
Yes	214	73.5
No	77	26.5
<b>Total</b>	<b>291</b>	<b>100</b>

The study results indicate that majority of 214 (73.5%) of the respondents had experienced food shortages over the past 12 months. However, 77 (26.5%) of the respondents were of a contrary experience. Further, the respondents indicated various reasons that had caused a food shortage in various households which include; a decline in food supplies from friends and relatives, an increase in food prices, an increase in family expenses as a result of illness or death of the member of family, decrease in own farm product, inadequate finances to buy food, increase in food prices, a decrease in government/relief food supplies, loss of job of household head, low fishing activity, a decline in remittance received from relatives and friends and reduced profit from business activities.

From the key informants' observations, rapid draught or famine occurrences and slow adoption of agricultural livelihoods were major causes of food insecurity in the community. Further, the key informants gave solutions to the problem which include; initiating drought resilience solutions programs, creating awareness of the impacts of agriculture practices, and adopting the best agricultural practices required to impact food production.

However, the key informants ascertained that the HSNP program increased food security by enabling the beneficiaries to afford basic or staple food. In addition, the key informants noted that the program help them reduce the risk of starvation during famine or draughts. Asset accumulation among the HSNP program beneficiaries was also noted as another major role.

#### **4.3.7 Descriptive statistics on statements related to household food security and nutrition**

The goal of the research was to determine the degree to which different claims about the nutrition and food security of households were generally accepted. The research findings were as displayed in Table 4.10.

**Table 4.9: Descriptive statistics on statements related to household food security and nutrition**

	<b>Mean</b>	<b>Std. Deviation</b>
The HSNP has enabled our household to afford a balanced meal	3.302	0.708
Our household can engage in small-scale farming to generate food	2.481	1.216
Since the HSNP cash distribution program was implemented, more meals are consumed daily.	4.309	0.463
The program has led to food security among the benefiting household	3.794	0.524
Our household can access necessities	4.217	0.475

Respondents agreed that the number of meals has increased per day since the introduction of the HSNP cash transfer program. The claim's mean was 4.309, and its standard deviation was 0.463. An average of 4.217 and a standard deviation of 0.475 further demonstrate that the respondents agreed that the implementation of the HSNP program allowed their households to access needs. Additionally, as seen by a mean of 3.794 and a standard deviation of 0.524, the respondents were in agreement that the program had improved the beneficiary household's access to food. An average of 3.302 and a standard

deviation of 0.708, which indicate that the participants were unsure about whether the HSNP had made it possible for their households to purchase a balanced diet, indicate this. According to the respondents, who also stated that they were unable to engage in small-scale farming to produce food, the mean and standard deviation were 2.481 and 1.216, respectively. These results support the claims made by Elmi and Minja (2019), who contend that households' capacity to end hunger and meet the goals of the larger food security program is enhanced by access to management of cash transfers and cash transfer services. However, research by Dietrich and Schmerzeck (2019) established that HSNP does not have a significant impact on nutrient availability on average.

#### **4.4 Effect of the HSNP program on Risk Coping in the County of Turkana**

The main goal of this section of the study was to identify how HSNP affected risk coping in Turkana County. Risk coping is the adaptation mechanism that is aimed at minimizing exposure of risks or at minimizing the effect of given exposure to risk (Gunning, 2021). Hallegatte (2016) asserts that disasters and other climate-related risks are considered to be among the main challenges to social and economic advancement, with notably negative consequences on poverty and inequality. However, in this study, the term "shocks" is used to classify the threats and actualized occurrences that have a negative and significant impact on household welfare in quantifiable and unquantifiable losses. Understanding the shock's nature can help you determine how you can deal with its effects.

##### **4.4.1 Household seriously affected by shocks in the last 12 months**

The goal of the study was to ascertain whether shocks in the previous year had a significant impact on the household. Findings are displayed in Table 4.11.

**Table 4.10: Household seriously affected by shocks in the last 12 months**

	<b>Frequency</b>	<b>Percent</b>
Yes	193	66.3
No	98	33.7
<b>Total</b>	<b>291</b>	<b>100</b>

From the study results, the majority of 193 (66.3%) of the respondents showed that their households had been affected seriously affected by shock in the 12 months while 98

(33.7%) respondents suggested differently. The respondents were also asked to show three main shocks they had faced in their families. Results indicate that most of the families faced drought (too little rain), followed by livestock loss (disease, accident), large rise in food price, serious illness of (an earning) household member, theft, death of a household member, low fishing activity, raiding/ banditry theft, crop loss (crop disease, pest, frost, hail), low income from business activity and finally, splitting of family.

#### 4.4.2 Main effects of shocks on households

The main goal of the study was to identify the main effects of household shocks. The results noted a reduced number of meals as the main effect, followed by consuming less preferred staples, buying food on credit from a shop, selling livestock to buy food, skipping entire days without eating, prioritizing children and elderly for food, collecting and eating wild foods/animals and selling productive assets for food. Other significant effects included missing meals entirely and going entire days without eating, as well as borrowing food or depending on support from family or friends.

#### 4.4.3 Use of coping strategies at home

The study sought to determine how many times coping strategies are used by the respondents in their households. The findings were as illustrated in Table 4.9.

**Table 4.11: Use of coping strategies at home**

	Frequency	Percent
Seldom (once a week)	84	28.9
Sometimes (2-3 times a week)	188	64.6
Often/Always (4+ times a week)	19	6.5
<b>Total</b>	<b>291</b>	<b>100</b>

The majority of the respondents 188 (64.6%) used coping strategies sometimes (2-3 times a week), 84 (28.9%) of the respondents used coping strategies seldom (once a week) and 19 (6.5%) of the respondent used coping and strategies often/ always (4+ times a week) in their households.

The pastoralists of Turkana use a variety of coping mechanisms to handle shocks in the home. Coping mechanisms are more reactive and typically require short-term changes in daily routines in response to shocks. Selling cattle is a significant tactic, thus pastoralists use this choice to both pay for ongoing adaptation expenses as well as to handle sudden shocks. Other coping mechanisms to lessen the danger associated with the drought include waiting for relief food, taking part in cash/food-for-work programs, slaughtering elderly and frail livestock, searching for wild foods, and making money by selling bush commodities like aloe vera, charcoal, and firewood. Others also look for jobs off farms and reduce the amount of food produced for human consumption.

Based on pre-existing support networks and local knowledge, the coping mechanisms for the household shocks outlined above vary from household to household. The findings showed that certain pastoralists' drought coping mechanisms are reactive and mostly involve extensive resource use. However, as only 11% of respondents mentioned, there aren't many proactive solutions, such as selling animals at the start of a drought. Despite the difficulties experienced by the coping mechanisms employed in the research area, they aid households in reducing the negative consequences of shocks. The study's further interrogation of the Key Informants indicated that some of the solutions that are desired, like irrigation farming, expanding water supplies, and getting insurance for assets, involve significant initial investments that many individuals cannot afford. Additionally, the research shows that although numerous households are interested in having storage facilities for grain and fodder, only a small number would be willing to invest in them because of the shortage of grazing land in the research area, and instead, they would prefer to move elsewhere.

Even though access to improved cattle breeds and suitable veterinary services is difficult for Turkana's pastoralists because of economic, social, and infrastructure challenges, it was identified as a desirable effective adaptation tool to drought. Investment in education is vital to improve the levels of literacy, which constitute a significant barrier to desired reforms and reduce the study area's vulnerability to cyclical drought. The respondents also emphasized the critical importance of local political leadership, institutions, and structures in enhancing market access and supporting the rule of law. The Key Informants

respondents typically cited a lack of inexpensive credit facilities as the biggest obstacle to the intended adaptation and coping mechanisms described which is consistent with the survey results.

#### 4.4.4 Descriptive Statistics on statements related to risk coping strategies

The study sought to establish the agreement level on different statements linked to risk coping strategies. The findings were shown in Table 4.13.

**Table 4.12: Descriptive Statistics on statements related to risk coping strategies**

	Mean	Std. Deviation
A guaranteed and predictable source of income helps in lifting household liquidity	4.028	0.233
HSNP cash transfer helps to overcome challenges which obstruct their access to credit or cash	3.839	0.369
HSNP provides assistance to households to protect them from the negative effects of risky ways of dealing with unexpected events.	3.914	.35648
HSNP helps households to increase productivity through other income-generating investments	3.763	0.730
HSNP facilitates the capability of families to reducing their strategies for coping with risks.	4.007	0.332

A mean of 4.028 and a standard deviation of 0.233 indicate that respondents generally agreed that HSNP is a reliable and predictable source of income and aids in increasing household liquidity. The mean of 4.007 and 0.332 standard deviation, indicating that the respondents also concur that HSNP helps households reduce their use of risk-coping mechanisms. The respondents also concurred that HSNP protects households from shocks brought on by bad risk-coping behaviors, as seen by a mean of 3.914 and a standard deviation of 0.356. The mean and standard deviation of the respondents' responses—3.839 and 0.369, respectively show that they concur that HSNP cash transfer aids in removing barriers that prevent them from accessing credit or cash. In addition, the respondents agreed that HSNP helps households to increase productivity through other income-generating investments as shown in a mean of 3.763 and a standard deviation of 0.730.



According to Abonyo (2019), cash transfer initiatives in help beneficiaries minimize their risk-coping methods and overcome barriers to credit and cash. Through other income-generating assets, these cash transfer schemes have increased beneficiaries' productivity while shielding them from shocks brought on by risk-aversion strategies.

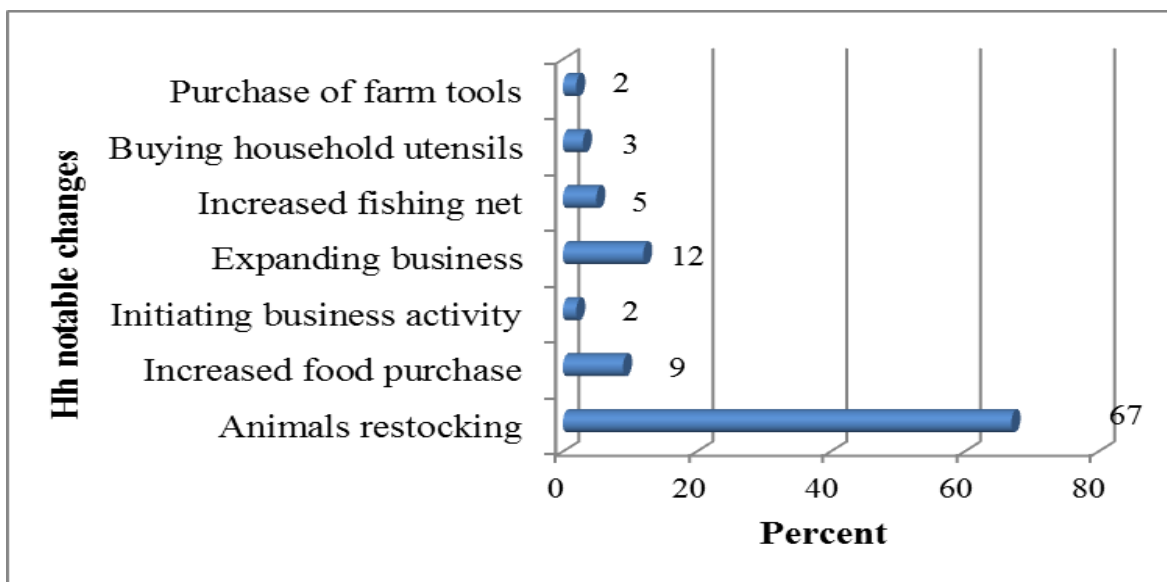
However, research findings from the key informants indicate that there were several challenges associated with the ongoing cash transfer. This includes; misuse of money by some families and therefore, financial literacy programs should be rolled out before money disbursements and delayed distribution of money in some months. Installing effective and efficient distribution systems was considered a major solution. In addition, the key informants noted that nepotism during beneficiaries' identification process and failed disbursements in some months were other major challenges. A solution suggested is that there should be open, fair and just recruitment system should be adopted. Fisher, Attah, Barca, O'Brien, Brook, Holland, and Pozarny, (2017) argues that cash transfers have allowed recipients to reduce harmful ways of coping with difficult situations.

#### **4.5 Effect of HSNP program on asset accumulation and retention in Turkana East**

The research sought to establish the effects of HSNP on asset accumulation and retention. This included: notable changes experienced by households concerning asset accumulation, cash transfer programs on investment in agricultural inputs, and establishing reasons why households are better off than a year ago.

##### **4.5.1 Notable changes experienced by households concerning asset accumulation and can be attributed to HSNP cash transfer**

Further, the study sought to identify notable changes experienced by households on asset accumulation as a result of HSNP cash transfer. Results were as displayed in Figure 4.4



**Figure 4.4: Assets bought using HSNP Cash Transfer**

From the research findings, 67% of the HSNP Cash Transfer beneficiaries bought a few additional animals for restocking, 12% expanded their business, 9% increased food purchases, 5% increased their fishing nets, 3% bought household utensils, 2% purchased farm tools and finally, another 2% of the respondents started a business using the cash. Other key changes experienced included; increased land for production and steady monthly food purchases. The accumulation of assets among participants is generally thought to be positively impacted by social pensions like the HSNP. Evidence from Kenya reveals that older people who received social pensions were able to acquire significantly more assets than those who did not (Kuss & Llewelin, 2016). According to research by Asfaw et al., (2018), Kenyan families who were beneficiaries were found to have a higher probability of owning troughs, while households headed by men who were beneficiaries were more likely to own sickles and machetes.

#### **4.5.2 Cash transfer programs have led to the rise of agricultural inputs investment**

This study sought to ascertain the influence of HSNP influence in agricultural inputs. The findings are presented in Table 4.14.

**Table 4.13: HSNP has led to increased investment in agricultural inputs**

	<b>Frequency</b>	<b>Percent</b>
Seeds	30	40.5
Fertilizers	15	20.3
Pesticide	29	39.2
<b>Total</b>	<b>74</b>	<b>100</b>

The findings indicate that HSNP enabled 30 (40.5%) of the households to increase their investment in seeds, followed by 29 (39.2%) who increased their investments in pesticides. Also, 15 (20.3%) increased their investments in fertilizers. These findings are similar to those of Abonyo (2019), who indicates that increased agricultural activities in beneficiary families have resulted from cash transfer programs, including arise in the utilization of agricultural tools and inputs, larger land area in the production of crops, increased animal accumulation, and a higher predisposition to participate in a non-farm family enterprise.

#### **4.5.3 Reasons why households are better off compared to a year ago.**

The study further sought to determine the reasons why households were better off than a year ago. From the results, a significant number of 126 (43.3%) of the respondents noted that there was an increase in animal ownership and purchase/investment in other productive assets in many households. It has been discovered that social pension beneficiaries frequently invest in livestock as a means of income generation and possibly as a coping mechanism in times of shock (Kuss et al., 2016). Other major reasons indicated included; better access to land, water, or other natural resources for production, improved access to basic staple food, increase in number or quality of labor (hh members) and improved affordability of necessities like staple foodstuff. These findings are in line with research done in Africa and Latin America, where it was found that households receiving cash transfers saw a poverty reduction, as a result of improvements made to their means of subsistence and investment (Naiim, Enu-Kwesi, & Barima, 2017; Ralston, Andrews & Hsiao, 2017). This demonstrates that asset growth spurred by cash transfers has the potential to aid in the eradication of poverty. These findings were similar to those of Song and Imai (2019), who studied the Kenyan HSNP and discovered that cash transfers

accounted for 30% of poverty reduction in the implementing Counties. Beneficiaries were less likely to be forced to sell assets necessary for their livelihood in order to survive thanks to the social pension's regularity.

#### 4.5.4 Descriptive Statistics on statements related to asset accumulation and retention

The study sought to determine the agreement level on various statements linked to asset accumulation and retention. The findings were presented in Table 4.15.

**Table 4.14: Descriptive Statistics on statements related to asset accumulation and retention**

	Mean	Std. Deviation
HSNP cash transfer has led to increased investment in goats	3.687	0.798
HNSP cash transfer has led to increased investment in chicken	3.282	0.754
HNSP cash transfer has led to increased investment in cattle	4.192	0.974
HNSP cash transfer has led to increased investment in food purchases	4.498	0.559
HSNP cash transfer has led to increased investment in other agricultural inputs	3.134	1.359
HSNP cash transfer has led to increased investment in land	2.203	1.052
HSNP cash transfer has led to increased investment in business activities	4.162	0.812

The HNSP cash transfer has increased investment in food purchases, according to the participants, who strongly concur as evidenced by a mean of 4.498 and a standard deviation of 0.559. A mean of 4.162 and a standard deviation of 0.812 indicate that the respondents also concur that the HSNP cash transfer has increased investment in commercial activity. The HNSP cash transfer has also increased investment in cattle,

according to the respondents, as evidenced by a mean of 4.192 and a standard deviation of 0.974. The results, which show a mean of 3.687 and a standard deviation of 0.798, suggest that the respondents concur that the HSNP cash transfer has increased investment in goats. Therefore, mentioned findings are similar to those of Stoeffler, Mills, and Premand (2020) that small cash transfers which are done regularly combined with enhanced saving mechanisms can generate the accumulation of asset among the poor. In addition, the respondents agreed that HNSP cash transfer has led to increased investment in chicken as shown by a mean of 3.682 and a standard deviation of 0.754. This is supported by Ombogo and Owuor's (2018) research findings from Turkana West that over 65% of the households that receive HSNP cash transfers can purchase chicken with the money received. This suggests that homeowners occasionally buy chicken to boost their domestic livestock population. Some people raised chickens for trade, as a source of eggs or meat, or both. At nearby shopping centers, households traded poultry for the food or other supplies they needed. In addition, the respondents were neutral that HSNP cash transfer has led to increased investment in other agricultural inputs as depicted by a mean of 3.134 and a standard deviation of 1.359. Study results by Asfaw *et al.*, (2018) show that the use of livestock, especially smaller animals, increased in Africa south of the Sahara as a result of cash transfers. Zambian beneficiary households of all sizes improved their livestock holdings, although the effects were more pronounced for larger households (Handa *et al.*, 2018). Compared to control families, Kenyan households with female heads and smaller households owned more small livestock (sheep and goats). Comparing smaller homes to control families, there was an increase in small livestock ownership of roughly 15% points among smaller households, and by 6% points among households with female heads that received the transfer.

However, the respondents disagreed that HSNP cash transfer has led to increased investment in land as shown by a mean of 2.203 and a standard deviation of 1.052. This concurs with study findings from Ombogo *et al.*, (2018) where 80.6% of Turkana West HSNP beneficiaries denied having purchased land from the HSNP cash. The reason for this is that there is little to no competition for land, except in areas near market centers, since most of the land is communal. Therefore, the majority of the money received from the cash

transfer program is primarily spent on buying food for 85.7% of the population in Turkana West.

The seven key informants who were interviewed also believed that the cash transfer had a favorable impact on asset acquisition and retention. This was observed through, restocking among the pastoralists flourishing in the program, the purchase of productive assets like fishing nets for lakeside, acquisition of necessities in most families, purchase of food stock and productive assets by some beneficiaries, and land and homesteads have been acquired. This concurs with Kabare (2015) who argues that the HSNP has reduced food insecurity and poverty in Kenya's four arid and semi-arid counties by improving food expenditure and malnutrition rates, reducing reliance on emergency food aid, and increasing accrual and retention assets rather than selling assets when faced with a crisis. Finally, the results indicated that urban families have initiated business start-ups and others have expanded their businesses. The findings concur with Ombogo *et al.*, (2018) study results that cash transfers correlate strongly with poverty reduction.

#### **4.6 Effect of the HSNP program in enhancing Human Capital and livelihoods in Turkana County**

The research sought to establish whether or not HSNP was affecting enhancing Human Capital and livelihoods. Specifically, the research sought to establish total net cash income for households over the past 7 days and 12 months and households' main source of income. The research also sought to establish whether the HSNP beneficiaries had a business activity out of the cash transfer and whether they had been able to improve/expand their existing business activity through HSNP Cash.

##### **4.6.1 Total net cash income for the household over the seven previous days.**

The goal of the study was to evaluate the household's weekly total net cash income. The results are displayed in Table 4.16.

**Table 4.15: Total net cash income for the household over the past 7 days**

	Frequency	Percent
250	3	1
700	4	1.4
1000	30	10.3
1050	12	4.1
1100	15	5.2
1200	12	4.1
1250	4	1.4
1300	3	1
1400	82	28.2
1500	47	16.2
1600	26	8.9
1700	12	4.1
1800	9	3.1
2000	7	2.4
2100	19	6.5
2800	3	1
3000	3	1
<b>Total</b>	<b>291</b>	<b>100</b>

From the findings, 82 (28.2%) of the households had an income of Ksh 1400 while three (1%) households had an income of Ksh 250. Also, the study showed that the households that were subjected to this research had an average income of Ksh 1445.876 over the past seven days. Numerous studies have demonstrated the efficiency of cash transfer schemes like the HSNP in reducing poverty and enhancing users' financial security. For instance, Akall (2021) noted that social transfer programs' emphasis on extreme poverty suggested that they might have a significant impact on a family's socioeconomic standing.

Additionally, they stated that the crucial part of social protection policies designed to combat vulnerability and poverty by providing stable incomes is the social transfers. Because HSNP flows into and supports their money-generating activities, recipients consider it one of their primary sources of income, according to Merttens et al. (2018). Additionally, many who have received their emergency payments view the HSNP as a significant source of additional income in addition to their normal sources of support. In general, program participants stated that higher household income had improved their households' economic wellbeing.



#### 4.6.2 Total net cash income for the household over the last 12 months

The aim of the study was to estimate the household's 12-month total net cash income. The results are displayed in Table 4.17.

**Table 4.16: Total net cash income for the household over the last 12 months**

	Frequency	Percent
7200	3	1
12000	7	2.4
33600	4	1.4
36000	4	1.4
48000	62	21.3
52800	4	1.4
57600	15	5.2
60000	3	1
62400	3	1
64000	3	1
65200	4	1.4
67200	34	11.7
72000	55	18.9
76800	7	2.4
78400	4	1.4
80000	14	4.8
81600	8	2.7
82000	4	1.4
86400	3	1
86900	3	1
96000	29	10
100800	4	1.4
144000	3	1
720000	11	3.8
<b>Total</b>	<b>291</b>	<b>100</b>

From the findings, 62 (21.3%) of the households had a net income of Ksh 48000 while three (1%) households had a net income of Ksh 7200. Also, the study established that the households that were subjected to this research had an average net income of Ksh 91103.44 over the past 12 months.

On the other hand, the key informants outline the current challenges that face cash transfer coordination in the study area. These challenges include high levels of illiteracy, dishonest

programme committees, high levels of poverty that overshadow or overwhelm the program's impacts, a large population with little financial support, and a lack of wide outreach to beneficiaries. In addition, the key informants offered some of the principal solutions to these difficulties, which included increasing the amount of money that is distributed and adopting more efficient distribution routes; capacity development training and educational programmes; recruitment of honest persons in society; and recruitment of honest individuals in the workforce.

Despite the challenges the cash transfer program was facing, the key informants notes that the key mechanisms employed in cash transfer in Turkana County were effective to some level. Further, the key informants argue the program executors need to carry out proper beneficiary surveillance and recruitment process that is open, free, fair, and just, involves all stakeholders at the village level during the beneficiary identification process, involving the leadership of the ward in its implementation and conducting regular auditing of the disbursement process.

#### **4.6.3 Household's main source of income**

The primary source of income for the household was to be ascertained by the study. The results are displayed in Table 4.18.

**Table 4.17: Households' main source of income**

	<b>Frequency</b>	<b>Percent</b>
Animal keeping	67	23.1
Business activity	19	6.5
Cash transfer money	95	32.6
Casual work	7	2.4
Charcoal burning	26	8.9
Charcoal burning and cash transfers money (HSNP)	4	1.4
Farming	37	12.7
Farming activities	4	1.4
Firewood selling	22	7.6
Hotel operations	3	1.0
Sell animal products	4	1.4
Small business	3	1.0
<b>Total</b>	<b>291</b>	<b>10-0</b>

According to Table 4.18's findings, 95 respondents (32.6%) had financial transfers as their primary source of income, followed by 67 respondents (23.1%), those who kept animals, 37 respondents (12.7%), those who farmed, and 26 respondents (8.9%) who burned charcoal. In addition, 22 (7.6%) of the participants said that selling firewood was their primary source of income, followed by 19 (6.5%) business activities, 7 (2.4%) casual jobs, 4 (1.4%) charcoal-burning businesses, and cash transfers from the HSNP. Four (1.4%) respondents said that farming activities were their primary source of income. In addition, 4

(1.4%) of the respondents reported that selling animal products was their primary source of income, followed by hotel operations with 3 (1.0%) and small companies with another 3 (1.0%). Abonyo (2019) argues that having a stable and predictable source of income helps to increase household liquidity, making it easier for them to store for emergencies and borrow money for other purposes. According to Abonyo's research, households that receive cash transfers are likely to invest in private businesses, and the rise in labor participation brought on by these transfers has sharply reduced the number of people who are self-employed while raising the number of people who are employed in paid jobs.

#### **4.6.4 Business as a result of HSNP cash transfer**

The research goal was to assess whether the respondents' involvement in a business was a direct effect of receiving HSNP cash transfers. The results are displayed in Table 4.19.

**Table 4.18: Business as a result of HSNP cash transfer**

	<b>Frequency</b>	<b>Percent</b>
Yes	98	33.7
No	193	66.3
<b>Total</b>	<b>291</b>	<b>100</b>

Results from the study indicated that a third of 98 (33.7%) participants had started a business activity from the HSNP cash transfer. However, the majority of 193 (66.3%) of the respondents indicated otherwise. The findings are in line with Abonyo (2019), who found that cash transfer programs have resulted in higher productivity by enabling individuals to make additional investments that generate income. Cash transfer programs provide significant grants to young women and men to start new vocations or businesses, which has expanded their participation in certain areas, such as agriculture or skilled labor. The HSNP has an impact on livelihoods as an additional income source and funding for investments. The payment enables some households to invest in sources of income like animals, which can yield additional revenue (Elmi et al., 2019).

#### **4.6.5 Expansion/improving existing business activity as a direct result of receiving HSNP**

The study also aimed to find out whether the HSNP financial transfers they were receiving had any influence on growing or boosting their current company activities. The findings are displayed in Table 4.20.

**Table 4.19: Expansion/improving existing business activity as a direct result of receiving HSNP**

	<b>Frequency</b>	<b>Percent</b>
Yes	102	35.1
No	189	64.9
<b>Total</b>	<b>291</b>	<b>100</b>

Results show that about a third of 102 (35.1%) of the total participants had improved their existing business activities with the help of HSNP cash transfer but the majority 189 (64.9%) of the respondents indicated otherwise. These findings correlate with those of Elmi et al. (2019), who note that HSNP is also said to boost recipients' access to borrowing and credit, allowing recipients to increase their investments. Some beneficiaries of the HSNP have been assisted in growing their current sources of income, while some have even started new ones.

However, the key informants ascertained that the execution process of the HSNP program was accompanied by a delay in monthly disbursements and rampant missing names despite being registered. Most of the beneficiaries indicated that they want the amount of money to be increased. The beneficiaries further pointed out that the program has improved livelihoods largely. However, overreliance on cash transfers has caused some individuals in society to be lazy and only reliant on cash transfers.

#### **4.6.6 Descriptive Statistics on statements related to enhancing human capital and livelihoods**

The goal of the study was to determine the degree to which different claims about improving human capital and livelihoods were generally accepted. The outcomes were displayed in Table 4.21.

**Table 4.20: Descriptive Statistics on statements related to enhancing human capital and livelihoods**

	Mean	Std. Deviation
An increase in labour participation from HSNP significantly reduces participation in self-employment	2.615	0.861
Participating in cash transfer programs leads to a significant rise in paid employment participation.	2.540	0.823
HSNP cash transfer significantly influences the likelihood of overall work among male adults	3.045	0.715
HSNP cash transfer significantly influences the likelihood of overall work among female adults	3.371	0.557
HSNP cash transfer significantly enables elderly people to retire and reduce their time spent in active work	4.667	0.501

According to a mean of 4.667 and a standard deviation of 0.501, the participants firmly agreed that HSNP cash transfer significantly enables elderly households to retire and decrease their time spent in active work. The mean of 3.371 and a standard deviation of 0.557 indicate that the participants were unsure whether the HSNP cash transfer significantly increases the likelihood of overall employment among female adults. A standard deviation of 0.715 and a mean of 3.045 indicate that the respondents were unsure whether the HSNP cash transfer significantly increases the overall employment opportunity among male adults. As seen by a mean of 2.615 and a standard deviation of 0.861, the participants were unsure if an increase in the force of labor from the HSNP considerably lowers involvement in self-employment. Additionally, as seen by a mean of 2.540 and a standard deviation of 0.823, the participants were unsure whether an increase in labor participation from cash transfers considerably improves involvement in paid employment. Saavedra (2016) argues that it is not clear whether Cash Transfer Program has an impact on human capital accumulation in the long run. On the other hand, Cash Transfer Programs are widely acknowledged as one of the most significant humanitarian

aid in the areas of innovation, with enormous potential to address more needs effectively and more efficiently, according to Andersson (2019). Results indicated that cash transfers positively and significantly influence human capital accumulation. Also, study results by Millán, Barham, Macours, Maluccio and Stampini (2019) reveal that CCT programs lead to improved human capital accumulation which labor market in the long term.

## **CHAPTER FIVE: SUMMARY, CONCLUSIONS AND RECOMMENDATIONS**

### **5.1 Introduction**

This chapter provides recommendations and conclusions founded on the study's findings, as well as information on the study's informational findings.

### **5.2 Summary of the Findings of the Study.**

#### **5.2.1 Effect of the HSNP program on household nutrition and food security in Turkana County**

According to the survey, a high majority (78.4%) of HSNP beneficiaries ate two meals per day, while only 7.6% of them only ate one. The results specify that the majority of respondents typically ate two meals every day. Further research results revealed that the majority (56.4%) of the HSNP beneficiaries had an average of 13 or 14 meals per week. Findings specified that the HSNP program has a great impact on food security improvement in 91% of households. The key informants pointed out that the HSNP program specifically facilitated the availability of enough food to families, restocking and food affordability to families. Other benefits of the HSNP program as outlined by the key informants entailed; empowering the community through farming or agro pastoralism and encouraging small and medium enterprises.

The HSNP program facilitated the beneficiaries to change of food consumed in their households in the last 12 years compared to previous years. Other benefits that were a result of HSNP programs included; an increased number of meals taken per day, and an increase in consumption of animal and milk products. Despite the positive influence of the HSNP program, 73.5% of households experienced food shortages over the past 12 months. In addition, the respondents outlined various reasons that had caused food shortage and they included; a decline in food supplies from friends and relatives, an increase in food prices, an increase in household expenditures due to illness or death of the household member, a decline in own farm product, lack of funds to purchase food, increase in food prices, a decline in government/relief food supplies, loss of job of household head, low fishing activity, a decline in remittance received from relatives and friends and reduced profit from business activities.



From descriptive statistics, results demonstrated that the introduction of the HSNP cash transfer program increased the number of meals consumed daily. The results also showed that the introduction of the HSNP program enabled their households to access necessities and led to food security among the benefiting household. However, it was established that the majority of the beneficiaries were not sure whether the HSNP has enabled their households to afford a balanced meal and also participate in small-scale farming to produce food.

### **5.2.2 Effect of the HSNP program on Risk Coping in County of Turkana**

The second objective was designed to assess the impacts of the HSNP program on risk coping in Turkana County. Study results established that the majority of 193 (66.3%) of the beneficiaries' households had been affected seriously by shocks in the 12 months. Specifically, the major shocks entailed and were not limited to; drought (too little rain), followed by livestock loss (disease, accident), and a large rise in food prices. In determining the main effects of shocks on households, the study revealed that there was a reduced number of meals, consuming less preferred staples, buying food on credit from a shop, selling livestock to buy food, skipping entire days without eating, and prioritizing children and elderly for food. However, the research found that the most 188 (64.6%) of the participants used coping strategies sometimes (2-3) times a week.

Poverty has never been completely erased, despite several attempts for cash transfer programmes. According to the key informants, the main reasons why the cash transfer programme, in particular the HSNP, had little impact on ending poverty were the small sums of money involved in the transfers, the beneficiaries' lack of financial management skills, the corruption of the committees in charge, the accessibility of some areas in Turkana, and the nature of pastoralists, i.e., their frequent migrations. Other significant challenges in Turkana County include a lack of widespread outreach to the majority of impoverished households, low disbursement amounts relative to high living expenses, a lack of financial management training to improve capacity, and a tardy acceptance of asset accumulation by beneficiaries.

The findings also showed that some pastoralists' drought coping mechanisms are reactive and mostly involve extensive resource use. However, there aren't many preemptive

measures taken, such as selling animals at the start of a drought. The coping mechanisms employed in the research area encounter difficulties, yet they still aid households in reducing the negative effects of shocks. Due to their likely low levels of literacy, the data revealed that most respondents depend on traditional methods rather than scientific ones when developing coping mechanisms. According to the KII results, raising awareness and educating people have given farmers the ability to get ready in advance. According to the study, people with greater education levels are likely to prepare ahead and have better access to and comprehension of early warning data for successful adaptation of the climate change. Strengthening the education system is crucial for increasing the households in the study area's resistance to climate change.

Results from descriptive statistics demonstrated that HSNP is a guaranteed and predictable source of income and helps in lifting households. The program was identified as one that helps households minimize their risk-coping mechanisms and protects households from shocks brought on by unfavorable risk-coping mechanisms. Results also showed that HSNP cash transfer aids in removing barriers that prevent recipients from accessing credit or cash. Finally, it was established that HSNP helps households to increase productivity through other income-generating investments.

### **5.2.3 Effect of HSNP program on asset accumulation and retention in Turkana County**

The third objective was designed to examine the effect of the HSNP program on asset accumulation in Turkana County. HSNP influences agricultural inputs, which is an increase in seeds, pesticides, and fertilizers. Further, the study found that most of the families are better off than a year ago. This was shown through an increase in animal ownership and purchase or investment in other productive assets in many households. In addition, the beneficiaries had better accessibility to land, water, or other natural resources for production, improved access to basic staple food, an augmentation in the number or quality of labor and improved affordability of necessities like staple foodstuff. The study discovered that few households had made major attempts to accrue or keep assets because there were few investments in both productive and nonproductive assets after obtaining HSNP funds.

Descriptive Statistics revealed that HNSP cash transfer has led to increased investment in food purchases. Also, the study established that HNSP cash transfer has led to increased investment in business activities, investment in goats, and investment in chickens. However, the study revealed that HNSP cash transfer did not increase investment in land. The study also established that HNSP cash transfers do not significantly increase the investment in agricultural inputs. Findings from the key informants revealed that HNSP cash transfer positively influences asset accumulation and retention. This is achieved through restocking among the pastoralists flourishing in the program, purchase of productive assets like fishing nets for lakeside and acquisition of necessities in most families.

#### **5.2.4 Effect of the HNSP program in enhancing Human Capital and livelihoods in the County of Turkana.**

The objective number four of the study was made to identify the effect of the HNSP program in enhancing Human Capital and livelihoods in the County of Turkana. The study showed that there were current issues facing cash transfer coordination which include; high illiteracy levels, dishonest program committees, high poverty levels overshadowing or overwhelming program impacts, a large population with little financial support and a lack of wide outreach to beneficiaries. Further, the research revealed that the implementation process of HNSP faced several major issues which include; delays in monthly disbursements and rampant missing names despite being registered. Also, it was established that overreliance on cash transfers causes some individuals in society to be lazy and only reliant on cash transfers. Overall, the study demonstrates that cash transfers have improved lifestyles, as evidenced by the high ratings of the numerous indicators, used to gauge household socioeconomic status.

According to results from descriptive data, HNSP cash transfers greatly help elderly homeowners retire and cut back on their time spent working. It remained unclear, nevertheless, if HNSP cash transfers significantly affect the likelihood that female adults will work in general. It was also unclear whether HNSP cash transfers have an important role on male adults' likelihood of working overall. The study also established that it was not clear whether an increase in labour participation from HNSP significantly reduces

participation in self-employment. Additionally, it was unclear if a rise in labor force participation brought on by cash transfers would considerably enhance involvement in paid employment.

### **5.3 Conclusions**

According to the results of the result, it was concluded that HSNP was crucial in improving the general well-being of the beneficiaries in the Turkana East Sub County in Turkana County. The analysis of impact studies suggests that the resilience of households is significantly impacted by cash transfer programs as a whole. Programs that provide households with cash transfers can improve their level of food security by providing reliable and steady income source. Additionally, by enabling households to diversify and develop their livelihoods, which will help them prevent further oscillations in consumption, they may be able to assist households in responding to and coping with exogenous shocks. Finally, they can help households build human capital. Numerous initiatives that were investigated enhanced investment in agricultural assets and inputs, such as cattle and farm equipment.

The study concluded that even though significant achievements had been attained under this program, there was still room for improvement in regards to supporting the beneficiary households to attain food security and nutrition. The study further concluded that the HSNP program enhanced the affordability of food hence restocking among the beneficiaries. Also, the availability of funds from the program is a major factor influencing community empowerment through agro pastoralism and encouraging the establishment of SMEs.

Second, the study demonstrated a favorable correlation between HSNP programs and risk coping in the research field. However, the study concludes that despite the intervention of the HSNP program, poverty is rampant in most households. This has been associated with the high cost of living, lack of capacity-building training on financial management, corruption facilitated by the committees and slow adoption of asset accumulation by the beneficiaries. Consequently, the benefits may end up being misused when they land in the wrong hands. Pastoralism must be valued in particular because it offers Turkana residents a

fruitful and long-lasting adaptation strategy by ensuring free and secure cattle movement, enhancing security, and expanding access to markets, education, and communication infrastructure. Along with this, affordable finance facilities, improved extension services, livelihood diversification, and improved livestock diversity and species for drought resistance should be made available.

Thirdly, the study established that cash obtained from the HSNP program has helped the beneficiaries in buying agricultural inputs (seeds, pesticides, and fertilizers). The beneficiaries were also able to buy more animals, access land, water and other natural resources. The beneficiaries were also able to afford necessities like staple food. The survey also showed that the beneficiaries have access to commercial activities like raising chickens, fishing, and restocking cattle among pastoralists. Beneficiaries can take care of their families' basic requirements and other expenses if they spend the monies wisely.

Further, the study revealed a positive relationship between HSNP program on Human Capita; and livelihoods in the Turkana East Sub County. However, it was apparent that the impact of the program was negatively influenced by high illiteracy levels, dishonest program committees, and high levels of poverty. The program, the implementation process is also highly impacted by the delay in the monthly disbursements and missing names despite being registered. The study concluded that most of the beneficiary households were yet to be reliant on other income sources other than cash transfers and that the monthly stipends given were still inadequate. Generally, it can be concluded that it is possible to make justifiable improvements in the livelihoods of the poor members of society through support programs such as HSNP.

HSNP cash transfer can be more than just social assistance. They can aid in the development of the economy and society in addition to assisting disadvantaged households avoids the worst consequences of extreme deprivation. Because they have an impact on household lives, integrating cash transfer programs with other sectoral development initiatives could produce synergies and have a stronger overall impact in a coordinated rural development strategy. To increase the beneficial spillover of the effect of income multiplier, due to the program of cash transfer, supplemental measures should target non-cash transfer beneficiary families as well as ineligible households that provide a sizable

share of the local economy's goods and services. The implementation of the cash transfer, along with any delays and inconsistencies in payment, could have a positive or negative influence on productivity. Although the cash transfer may have a positive economic impact, its effectiveness in encouraging household investment and risk management may be hampered by implementation issues, such as payment delays and anomalies.

#### **5.4 Recommendations**

The research recommends the following in light of its findings:

1. The government should increase the amount of money distributed through the HSNP program in Turkana East. This would boost the beneficiary's affordability of food items. Additionally, to lessen food insecurity, local communities should be urged to plant drought-resistant crops. The local communities should also be informed about contemporary farming, which makes use of tools and better seeds. In addition, initiatives by NGOs in the Turkana East Sub County should be supported in order to ensure the local inhabitants have access to food security.
2. For the beneficiaries to manage the little cash they get through the HSNP program, financial literacy programs should be rolled out before money disbursements
3. Also, installing effective and efficient distribution systems is recommended as a major solution to the delayed distribution of money in some months. The study also recommends that the key stakeholders should adopt an open, fair and just recruitment should be adopted to fight nepotism practiced during the beneficiary's identification process.
4. The proponent of Programs should invest in methods that would encourage the development of value chain, investments in the agricultural and livestock businesses, and savings clubs to address asset accumulation and retention. In addition, adoption of the cash-plus model should be facilitated to ensure sustainability.  
By using the cash-plus model for sustainability, program
5. The study further suggests that the government make sure that the funds are distributed promptly and on a regular basis so as to avoid delays throughout the entire fiscal year and to give the recipients the opportunity to make worthwhile

plans for the money, including improving household food security and nutrition, risk management, asset accumulation, and livelihoods.

6. The NDMA must hasten the registration of the HSNP beneficiaries in the program in order to reduce resentment or irritation from those absent on the beneficiary lists. Additionally, make sure the recruiters are diligent and only consider those in dire need of the cash from HSNP. Earlier studies have established that some of the people who are beneficiaries have been selected by their loved ones but they are in position to meet their day-to-day need without help from cash transfers.
7. Government assistance is required to guarantee that the program receives timely fiscal allocations in the government budget. Ministry officials involved in the program's implementation ought to get staff capacity building and training that would in turn facilitate the process. There is also a need for the government to expand the program expanded to include more vulnerable people in the area.

### **5.5 The Suggestions for further research**

In the light of the study's results, the researcher suggested an additional study in the areas listed below;

1. The effect of livestock rearing on local populations' ability to support themselves in the Turkana East Sub County.
2. The effect of services provided by community-based and religious groups on local communities in the Turkana East Sub County
3. The impact of HSNP on the empowerment of men and women in Turkana East Sub County
4. This study's analysis is restricted to Turkana East, which presents a limitation. This limits the observation of how HSNP enhances resilience to climate shocks in pastoralist households in the area. This study proposes to other future scholars to endeavor to undertake a comparative study with other regions under the same program using a different methodology.

## REFERENCES

- Abonyo, F.K. (2019). *Effect of Older Persons' Cash Transfers on Household Economic Status in Butula Sub-County, Busia County-Kenya*. County (Master's dissertation, USIU). <http://erepo.usiu.ac.ke/handle/11732/4696>
- Aizawa, T. (2020). Do cash transfers increase nutritional intakes? Experimental evidence from an unconditional cash transfer in Kenya. *Health Policy and Planning*, 35(7), 784-798.
- Akall, G. (2021). Effects of development interventions on pastoral livelihoods in Turkana County, Kenya. *Pastoralism*, 11(1), 1-15.
- Aleksandrova, M. (2019). *Social protection as a tool to address slow onset climate events: Emerging issues for research and policy* (No. 16/2019). [https://www.die-gdi.de/uploads/media/DP\\_16.2019\\_01.pdf](https://www.die-gdi.de/uploads/media/DP_16.2019_01.pdf)
- Alinovi, L., D'errico, M., Mane, E., & Romano, D. (2010). Livelihoods strategies and household resilience to food insecurity: An empirical analysis to Kenya. *European report on development*, 1-52.
- Asfaw, S., & Davis, B. (2018). The impact of cash transfer programs in building resilience: Insight from African countries. *Boosting growth to end hunger by, 2025*, 53-70.
- Asmamaw, M., Mereta, S.T., & Ambelu, A. (2019). Exploring households' resilience to climate change-induced shocks using Climate Resilience Index in Dinki watershed, central highlands of Ethiopia. *PloS one*, 14(7), e0219393.
- Bahadur, A., Lovell, E., & Pichon, F. (2016). Effectiveness in Building Resilience: Synthesis Report for Oxfam's Resilience Outcome Area. <https://www.tandfonline.com/doi/abs/10.1080/17565529.2017.1301868>
- Baker, J.L. (Ed.). (2012). *Climate change, disaster risk, and the urban poor: cities building resilience for a changing world*. The World Bank. Retrieved from <https://elibrary.worldbank.org/doi/abs/10.1596/978-0-8213-8845-7>
- Barrett, C.B., & Conostas, M.A. (2014). Toward a theory of resilience for international development applications. *Proceedings of the National Academy of Sciences*, 111(40), 14625-14630.



- Béné C. & Newsham A. (2011), Social Protection and Climate Resilience. [http://siteresources.worldbank.org/EXTSOCIALDEVELOPMENT/Resources/2443621232059926563/5747581-1239131985528/WBSocProtec\\_Final.pdf](http://siteresources.worldbank.org/EXTSOCIALDEVELOPMENT/Resources/2443621232059926563/5747581-1239131985528/WBSocProtec_Final.pdf)
- Béné, C., Headey, D., Haddad, L., & von Grebmer, K. (2016). Is resilience a useful concept in the context of food security and nutrition programmes? Some conceptual and practical considerations. *Food Security*, 8(1), 123-138.
- Bobadoye, A.O., Ogara, W.O., Ouma, G.O., & Onono, J.O. (2016). Assessing climate change adaptation strategies among rural Maasai pastoralist in Kenya. *American Journal of Rural Development*, 4(6), 120-128.
- Brück, T. & Ferguson, N.T. (2019). Assets for alimentation? The nutritional impact of assets-based programming in Niger. *The Journal of Development Studies*, 55(sup1), 55-74.
- Buller, A.M., Peterman, A., Ranganathan, M., Bleile, A., Hidrobo, M., & Heise, L. (2018). A mixed-method review of cash transfers and intimate partner violence in low-and middle-income countries. *The World Bank Research Observer*, 33(2), 218-258.
- Chapin III, F.S., Kofinas, G.P., & Folke, C. (Eds.). (2009). *Principles of ecosystem stewardship: resilience-based natural resource management in a changing world*. Springer Science & Business Media. <https://www.esa.org/wp-content/uploads/2014/02/es.pdf>
- Cicchetti, D. (2010). Resilience under conditions of extreme stress: a multilevel perspective. *World Psychiatry*, 9(3), 145.
- Colburn, L.L., Jepson, M., Weng, C., Seara, T., Weiss, J., & Hare, J.A. (2016). Indicators of climate change and social vulnerability in fishing dependent communities along the Eastern and Gulf Coasts of the United States. *Marine Policy*, 74, 323-333.
- Davies, M., Béné, C. & Coirolo, C. (2013). Promoting resilient livelihoods through adaptive social protection: Lessons from 124 programmes in South Asia. *Development Policy Review*, 31(1), 27-58.
- Davies, M., Guenther, B., Leavy, J., Mitchell, T., & Tanner, T. (2009). Climate change adaptation, disaster risk reduction and social protection: complementary roles in agriculture and rural growth?. *IDS Working Papers*, 2009(320), 01-37.

- Devereux, S. (2016). Social protection for enhanced food security in sub-Saharan Africa. Volume 60, April 2016, Pages 52-62
- Egbert, J. (2015). *Writing education research: Guidelines for publishable scholarship*. Hoboken: Taylor and Francis.
- Elmi, O.H. & Minja, D. (2019). Effects of hunger safety net program on livelihood improvement in Wajir County, Kenya. *International Academic Journal of Law and Society*, 1(2), 435-449
- Engle, N.L., de Bremond, A., Malone, E.L., & Moss, R.H. (2014). Towards a resilience indicator framework for making climate-change adaptation decisions. *Mitigation and Adaptation Strategies for Global Change*, 19(8), 1295-1312.
- Fernandes, A.A.R. (2018), "The effect of organization culture and technology on motivation, knowledge asset and knowledge management", *International Journal of Law and Management*, Vol. 60 (5), 1087-1096. <https://doi.org/10.1108/IJLMA-05-2017-0105>
- Fisher, E., Attah, R., Barca, V., O'Brien, C., Brook, S., Holland, J. & Pozarny, P. (2017). The Livelihood Impacts of Cash Transfers in Sub-Saharan Africa: Beneficiary Perspectives from Six Countries. *World Development*, 99,(2017) 299–319. <https://doi.org/10.1016/j.worlddev.2017.05.020>
- Frankenberger, T., Langworthy, M., Spangler, T., Nelson, S., Campbell, J., & Njoka, J.T. (2012). *Enhancing resilience to food security shocks*. <http://erepository.uonbi.ac.ke/bitstream/handle/11295/81864>
- Frimpong, K., Van Etten, E., Oosthuizen, J., & Fannam, V.N. (2015). Review of climate change adaptation and social protection policies of Ghana: the extent of reducing impacts of climate change and heat stress vulnerability of smallholder farmers. *International Journal of Social Ecology and Sustainable Development (IJSESD)*, 6(4), 1-14.
- Gathiaka, J.K., & Muriithi, M.K. (2020). Empirical Analysis of Livelihood Strategies and Food Insecurity in Turkana County, Kenya. *Tanzania Economic Review*, 10(1) 139–162.
- Gertler P.J., Martinez S., & Vermeersch C.M.J. (2011), *Impact Evaluation in Practice*. The World Bank, Washington D.C.

- <https://documents1.worldbank.org/curated/en/823791468325239704/pdf/Impact-evaluation-in-practice.pdf>
- Golovaty, I., Tien, P. C., Price, J. C., Sheira, L., Seligman, H., & Weiser, S. D. (2020). Food insecurity may be an independent risk factor associated with nonalcoholic fatty liver disease among low-income adults in the United States. *The Journal of Nutrition*, 150(1), 91-98.
- Goodess, C.M. (2013). How is the frequency, location and severity of extreme events likely to change up to 2060?. *Environmental Science & Policy*, 27, S4-S14.
- Government of Kenya (2012), Programming Framework to End Drought Emergencies in the Horn of Africa. Ending Drought Emergencies in Kenya - Country Programme Paper. Kenya. <http://resilience.igad.int/attachments/article/243/PPP%20Kenya.pdf>
- Government of Kenya (GoK): Ministry of Gender, Children and Social Development (MGCSA), (2016), <http://www.socialprotection.or.ke/about-sps/>
- Gunderson, L. (1999). Resilience, flexibility and adaptive management—Antidotes for spurious certitude?. *Conservation ecology*, 3(1), 1-7. <https://www.jstor.org/stable/26271703>
- Gunning, J.W. (2021). Risk management and coping mechanisms in developing countries. *Commissioned Review*. <https://www.narcis.nl/publication/RecordID/oai:research.vu.nl:publications%2Fb26513af-6c8c-4b7a-8f68-fc93749167fc>
- Hallegatte, S. (2016). *Shock waves: managing the impacts of climate change on poverty*. World Bank Publications.
- Handa, S., Natali, L., Seidenfeld, D., Tembo, G., Davis, B., & Zambia Cash Transfer Evaluation Study Team. (2018). Can unconditional cash transfers raise long-term living standards? Evidence from Zambia. *Journal of Development Economics*, 133, 42-65.
- Hansen, J., Hellin, J., & Campbell, B. (2019). Climate risk management and rural poverty reduction. *Agricultural Systems*, 172, 28-46.
- Holling, C.S. (1973). Resilience and stability of ecological systems. *Annual review of ecology and systematics*, 4(1), 1-23.

- Holling, C.S. (1986). *Resilience of ecosystems; local surprise and global change*. pp. 292-317 in *Sustainable Development of the Biosphere*, W. C. Clark and R. E. Munn, editors. Cambridge University Press, Cambridge.
- Holling, C.S., & Meffe, G.K. (1996). Command and control and the pathology of natural resource management. *Conservation biology*, 10(2), 328-337.  
<https://pdfs.semanticscholar.org/586d/3bac4953e57f608ade239053d79666295aa6.p>  
[https://www.iucn.org/downloads/search\\_resilience\\_briefing\\_june\\_2011\\_v2.pdf](https://www.iucn.org/downloads/search_resilience_briefing_june_2011_v2.pdf)
- International Labour Organization. (2017). *World Social Protection Report 2017-19: universal social protection to achieve the Sustainable Development Goals*. International Labour Organization.
- Kabare, K. (2015). *Social protection in Kenya: The use of cash transfer programmes in progressively addressing poverty and vulnerability*.  
<file:///C:/Users/Hp/Downloads/FULLTEXT01.pdf>
- Kara, H. (2015). *Creative research methods in the social sciences: A practical guide*. Bristol: Policy Press
- Kim, D., & Lim, U. (2016). Urban resilience in climate change adaptation: A conceptual framework. *Sustainability*, 8(4), 1-17. <https://doi.org/10.3390/su8040405>
- Kuriakose, A.T. et al. (2013) 'Climate-responsive social protection'. *Development Policy Review*. 31(S2). pp. 019–034.
- Kuss, M., & Llewellyn, P. (2016). Social Cash Transfers as Economic Investments: Contextualising the Transmission Channels between Uganda's Senior Citizens Grant and Economic Growth. *UNU-MERIT Policy Brief, Maastricht: United Nations University*. <file:///C:/Users/Techzone/Downloads/1473861255.pdf>
- LaFlair, G.T., Egbert, J., & Plonsky, L. (2015). A practical guide to bootstrapping descriptive statistics, correlations, t tests, and ANOVAs. *Advancing quantitative methods in second language research*. Routledge
- Laura, G. (2015) Risk and Humanitarian Cash Transfer programming: Back Note for the High-Level Panel on Humanitarian Cash Transfer Programming, London, overseas Development Institute. <https://cdn.odi.org/media/documents/9727.pdf>
- Mark, E., Kyalo, D.N., & Mulwa, A.S. (2020). The Role of Combined Community Resilience Capacity on the Performance of Food Security Projects in Loima Sub

- County, Turkana County, Kenya. *International Journal of Business and Social Science*, 11(9), 6-16
- Mbae, J.K. (2014). *Assessing resilient agriculture-based Livelihoods: A case of conservation agriculture in Kanthonzweni sub-county* (Doctoral dissertation). <http://erepository.uonbi.ac.ke/handle/11295/74235>
- Mertens, F., Hurrell, A., Marzi, M., Attah, R., Farhat, M., Kardan, A., & MacAuslan, I. (2018). Kenya hunger safety net programme monitoring and evaluation component. *Impact Evaluation Final Report. Oxford Policy Management*.
- Muricho, D.N., Otieno, D.J., Oluoch-Kosura, W., & Jirström, M. (2019). Building pastoralists' resilience to shocks for sustainable disaster risk mitigation: Lessons from West Pokot County, Kenya. *International journal of disaster risk reduction*, 34, 429-435.
- Naiim, M.F., Enu-Kwesi, F. & Barima, K.A. (2017). Social Cash Transfers: Some Underlying Debates and Implications for Policy Making. *GJDS*, 14 (2), 1 – 23.
- Nawoton, M.E. (2020). *Influence of cash coordination on efficacy of cash transfer programmes in Turkana County, Kenya* (Doctoral dissertation, MMUST). <https://ir-library.mmust.ac.ke/bitstream/handle/123456789/1396/NAWOTON%20-%20THESIS.pdf?sequence=1&isAllowed=y>
- Njuguna, J.K. (2015). *Utilization of social cash transfer allocation by older persons in Kirinyaga County, Kenya* (Doctoral dissertation, Kenyatta University). <https://ir-library.ku.ac.ke/handle/123456789/14419>
- Obwocha, E.B. (2015). *Assessment of impacts of climate change and variability on food security in west Pokot County, Kenya* (Doctoral dissertation, Kenyatta University).
- Ogallo, E.A. (2014). *Household vulnerability and adaptive capacity to impacts of climate change and variability in Soroti district, Eastern Uganda* (Doctoral dissertation, University of Nairobi). <http://erepository.uonbi.ac.ke/handle/11295/75723>
- Ombis, G.O. (2013). *Study Of Climate Change Impacts Using Disaster Risk Reduction Interventions To Enhance Community Resilience. Case Of Makueni County* (Doctoral dissertation, University of Nairobi) <http://erepository.uonbi.ac.ke/handle/11295/71725>

# Turnitin Originality Report

Processed on: 01-Dec-2023 10:45 EAT  
ID: 2244050298  
Word Count: 21745  
Submitted: 1

*Rachael*

*Supervisor*  
01/12/2023

*11/12/2023*

EFFECT OF CASH TRANSFERS IN ENHANCING RESILIENCE TO CLIMATE SHOCKS IN PASTORALISTS HOUSEHOLDS; A CASE STUDY OF TURKANA EAST SUB COUNTY By Rachael Wamoto

1.12.2023

Similarity Index	Similarity by Source
15%	Internet Sources: 13% Publications: 4% Student Papers: 4%



1% match (Internet from 04-Mar-2022)

<https://www.coursehero.com/file/96953452/1599955970-W-R-RACHEL-PROPOSAL-03062021.docx/>

< 1% match (Internet from 14-Apr-2023)

[http://erepository.uonbi.ac.ke/bitstream/handle/11295/162317/Ahmed%20%20G\\_Participatory%20Approaches%20and%20Performance%20a%20Case%20of%20World%20Bank%20Funded%20Programme%20Water%20Projects%20in%20Garissa%20County%2c%20Kenya.isAllowed=y&sequence=1](http://erepository.uonbi.ac.ke/bitstream/handle/11295/162317/Ahmed%20%20G_Participatory%20Approaches%20and%20Performance%20a%20Case%20of%20World%20Bank%20Funded%20Programme%20Water%20Projects%20in%20Garissa%20County%2c%20Kenya.isAllowed=y&sequence=1)

< 1% match (Internet from 04-Feb-2022)

[http://erepository.uonbi.ac.ke/bitstream/handle/11295/154015/Ekiru\\_Community%20Resilience%20Capacity%2c%20Environmental%20Fa%20county%2cturkana%20Kenya.pdf?isAllowed=y&sequence=1](http://erepository.uonbi.ac.ke/bitstream/handle/11295/154015/Ekiru_Community%20Resilience%20Capacity%2c%20Environmental%20Fa%20county%2cturkana%20Kenya.pdf?isAllowed=y&sequence=1)

< 1% match (Internet from 16-Jan-2023)

[http://erepository.uonbi.ac.ke/bitstream/handle/11295/104718/Kithaka\\_The%20Effectiveness%20of%20Rehabilitation%20Programmes%20isAllowed=y&sequence=1](http://erepository.uonbi.ac.ke/bitstream/handle/11295/104718/Kithaka_The%20Effectiveness%20of%20Rehabilitation%20Programmes%20isAllowed=y&sequence=1)

< 1% match (Internet from 01-May-2021)

<http://erepository.uonbi.ac.ke/bitstream/handle/11295/105744/Deborah%20Namayi%20Muricho.pdf?isAllowed=v&sequence=1>

< 1% match (Internet from 29-Jun-2023)

[http://erepository.uonbi.ac.ke/bitstream/handle/11295/162221/Otieno%20D\\_An%20Assessment%20of%20Stakeholder%20Participation%20county%2c%20Nairobi.pdf?isAllowed=v&sequence=1](http://erepository.uonbi.ac.ke/bitstream/handle/11295/162221/Otieno%20D_An%20Assessment%20of%20Stakeholder%20Participation%20county%2c%20Nairobi.pdf?isAllowed=v&sequence=1)

< 1% match (Internet from 24-Sep-2022)

[http://erepository.uonbi.ac.ke/bitstream/handle/11295/109693/Savai\\_Access%20to%20Safe%20Drinking%20Water%20and%20Effects%20a%20Case%20Study%20on%20Prevalence%20of%20Diarrhoea%20in%20South%20Central%20Somalia.pdf?isAllowed=v&sequence=1](http://erepository.uonbi.ac.ke/bitstream/handle/11295/109693/Savai_Access%20to%20Safe%20Drinking%20Water%20and%20Effects%20a%20Case%20Study%20on%20Prevalence%20of%20Diarrhoea%20in%20South%20Central%20Somalia.pdf?isAllowed=v&sequence=1)

< 1% match (Internet from 14-Dec-2022)

[http://erepository.uonbi.ac.ke/bitstream/handle/11295/153697/Alu\\_Implications%20of%20Organized%20Crime%20on%20Urban%20Areas%20a%20Case%20of%20Kayole%20Estate%20in%20Nairobi%20City%20County.pdf?isAllowed=v&sequence=1](http://erepository.uonbi.ac.ke/bitstream/handle/11295/153697/Alu_Implications%20of%20Organized%20Crime%20on%20Urban%20Areas%20a%20Case%20of%20Kayole%20Estate%20in%20Nairobi%20City%20County.pdf?isAllowed=v&sequence=1)

< 1% match (Internet from 09-Dec-2022)

<http://erepository.uonbi.ac.ke/bitstream/handle/11295/105222/mutia.pdf?sequence=1>

< 1% match (Internet from 16-Jan-2023)

[http://erepository.uonbi.ac.ke/bitstream/handle/11295/153316/Muriungi\\_Determinants%20of%20Sustainability%20of%20Community%20isAllowed=v&sequence=1](http://erepository.uonbi.ac.ke/bitstream/handle/11295/153316/Muriungi_Determinants%20of%20Sustainability%20of%20Community%20isAllowed=v&sequence=1)

< 1% match (Internet from 14-Dec-2022)

[http://erepository.uonbi.ac.ke/bitstream/handle/11295/76618/Marege%20\\_Determinants%20of%20eco-friendly%20practices%20in%20level%20five%20private%20hospitals.pdf;sequence=3](http://erepository.uonbi.ac.ke/bitstream/handle/11295/76618/Marege%20_Determinants%20of%20eco-friendly%20practices%20in%20level%20five%20private%20hospitals.pdf;sequence=3)

< 1% match (Internet from 16-Jan-2023)

[http://erepository.uonbi.ac.ke/bitstream/handle/11295/6588/Otieno\\_%20Factors%20influencing%20success%20of%20integrated%20educ%20isAllowed=y&sequence=1](http://erepository.uonbi.ac.ke/bitstream/handle/11295/6588/Otieno_%20Factors%20influencing%20success%20of%20integrated%20educ%20isAllowed=y&sequence=1)

< 1% match (Internet from 08-May-2023)

[http://erepository.uonbi.ac.ke/bitstream/handle/11295/162140/Said%20E\\_Effect%20of%20Capital%20Budgeting%20Process%20on%20FI%20isAllowed=v&sequence=1](http://erepository.uonbi.ac.ke/bitstream/handle/11295/162140/Said%20E_Effect%20of%20Capital%20Budgeting%20Process%20on%20FI%20isAllowed=v&sequence=1)

< 1% match (Internet from 08-Oct-2022)

<http://erepository.uonbi.ac.ke/bitstream/handle/11295/98307/DRAFT%20REPORT%20SIX%20%281%29.pdf?isAllowed=v&sequence=1>

< 1% match (Internet from 15-Jan-2023)

[http://erepository.uonbi.ac.ke/bitstream/handle/11295/74235/Mbae\\_Assessing%20resilient%20agriculture-based%20Livelihoods.pdf?sequence=3](http://erepository.uonbi.ac.ke/bitstream/handle/11295/74235/Mbae_Assessing%20resilient%20agriculture-based%20Livelihoods.pdf?sequence=3)

< 1% match (Internet from 12-Apr-2021)

[http://erepository.uonbi.ac.ke/bitstream/handle/11295/154517/Njue\\_Factors%20influencing%20implementation%20of%20Secondary%20%20%20a%20case%20of%20Kakuma%20Refugee%20camp%20in%20Kenya.pdf?isAllowed=v&sequence=1](http://erepository.uonbi.ac.ke/bitstream/handle/11295/154517/Njue_Factors%20influencing%20implementation%20of%20Secondary%20%20%20a%20case%20of%20Kakuma%20Refugee%20camp%20in%20Kenya.pdf?isAllowed=v&sequence=1)

< 1% match (Internet from 10-Apr-2023)

<http://erepository.uonbi.ac.ke/bitstream/handle/11295/160502/Milcah%20Mukulu%20Kimeu-%20project.pdf?isAllowed=v&sequence=1>

< 1% match (Internet from 24-Sep-2022)

[http://erepository.uonbi.ac.ke/bitstream/handle/11295/105574/Kubendei\\_Factors%20Influencing%20Crime%20In%20The%20Urban%20I%20isAllowed=v&sequence=1](http://erepository.uonbi.ac.ke/bitstream/handle/11295/105574/Kubendei_Factors%20Influencing%20Crime%20In%20The%20Urban%20I%20isAllowed=v&sequence=1)

< 1% match (Internet from 23-Feb-2023)

[http://erepository.uonbi.ac.ke/bitstream/handle/11295/95359/Kagachu\\_Determinants%20of%20The%20Implementation%20of%20Conflit%20isAllowed=v&sequence=1](http://erepository.uonbi.ac.ke/bitstream/handle/11295/95359/Kagachu_Determinants%20of%20The%20Implementation%20of%20Conflit%20isAllowed=v&sequence=1)



**DEPARTMENT OF SOCIOLOGY, SOCIAL WORK AND AFRICAN  
WOMEN STUDIES**

**INTERNAL MEMO**

---

**Date:** October 6<sup>th</sup>, 2023

**Ref:** UON/SSWAWS/02

**From:** Prof. Beneah Mutsotso  
First Supervisor

**To:** Chairman Department of Sociology, SW & AWS


---

**SUBJECT: CERTIFICATE OF CORRECTION FOR RACHAEL WAMOTO**

Rachael Wamoto successfully defended her M.A project on **November 30<sup>th</sup>, 2022.**

I was mandated by the Panel to oversee and certify that all the corrections were done. I am glad to certify that the candidate has done all the corrections as recommended by the Panel.

Sincerely,



Prof. Beneah Mutsotso

First Supervisor

## UNIVERSITY OF NAIROBI

### DIGITAL REPOSITORY DEPOSIT AGREEMENT

To efficiently administer the University of Nairobi Digital Repository and preserve its contents for long-term use, the University requires certain permissions and warrants from a depositor or copyright owner. By accepting this agreement, a copyright owner still retains copyright to their work and does not give up the right to submit the work to publishers or other repositories. If one is not a copyright owner, they represent that the copyright owner has given them permission to deposit the work.

By accepting this agreement, a depositor/copyright owner grants to the University the non-exclusive right to reproduce, translate and distribute the submission, including the descriptive information (metadata) and abstract, in any format or medium worldwide and royalty free, including, but not limited to, publication over the internet except as provided for by an addendum to this agreement.

**By depositing my/our work in the University of Nairobi Digital Repository, I/we agree to the following:**

1. This submission does not, to the best of my/our knowledge, infringe on anyone's copyright or other intellectual property rights.
2. If the submission contains material for which I/we do not hold copyright and that exceeds fair use, I/we have obtained the unrestricted permission of the copyright owner to grant the University the rights required by this agreement and that such third-party owned material is clearly identified and acknowledged within the text or content of the submission.
3. The submitted material does not contain any confidential information, proprietary information of others or export controlled information
4. There are no restrictions or required publication delays on the distribution of the submitted material by the University.
5. Once the submission is deposited in the repository, it remains there in perpetuity.
6. The information I/we provide about the submitted material is accurate.
7. That if copyright terms for, or ownership of, the submitted material changes, it is my/our responsibility to notify the University of these changes.

25/11/21  




**I/we understand that the University of Nairobi Digital Repository:**

1. May make copies of the submitted work available world-wide, in electronic format via any medium for the lifetime of the repository, or as negotiated with the repository administrator, for the purpose of open access.
2. May electronically store, translate, copy or re-arrange the submitted works to ensure its future preservation and accessibility within the lifetime of the repository unless notified by the depositor that specific restrictions apply.
3. May incorporate metadata or documentation into public access catalogues for the submitted works. A citation/s to the work will always remain visible in the repository during its lifetime.
4. Shall not be under any obligation to take legal action on behalf of the depositor or other rights holders in the event of breach of intellectual property rights or any other right in the material deposited.
5. Shall not be under any obligation to reproduce, transmit, broadcast, or display the submitted works in the same format or software as that in which it was originally created.
6. May share usage statistics giving details of numbers of downloads and other statistics with University of Nairobi staff.

While every care will be taken to preserve the submitted work, the University of Nairobi is not liable for loss or damage to the work(s) or associated data while it is stored within the digital repository.

**Work(s) to be deposited:**

Author: RACHAEL MABUTU WAMOTO

Title: The effect of Cash Transfers in enhancing resilience to climate shocks in Pastoralist Households - A case study of Turkana East Constituency.

**Depositor's Declaration**

I/we RACHAEL MABUTU WAMOTO hereby grant to the University of Nairobi Digital Repository, a non-exclusive license on the terms outlined above.

Name Research Projected (See title above).

College Department of Sociology, Social Work & African Women Studies

Sign Rachael

Date 15/11/2023



UNIVERSITY OF NAIROBI

Declaration of Originality Form

This form must be completed and signed for all works submitted to the University for examination.

Name of Student RACHAEL HARUTU WAMOTO  
Registration Number C50/71452/2008  
College Humanities & Social Sciences  
Faculty/School/Institute Arts & Social Sciences  
Department Sociology, Social Work & African Women Studies  
Course Name Master of Arts in Sociology - Rural Sociology & Community Development.  
Title of the work

Effects of Cash Transfers in enhancing Resilience to climate shocks in Pastoral Households - (Turkana East)

DECLARATION

1. I understand what Plagiarism is and I am aware of the University's policy in this regard
2. I declare that this Project (Thesis, project, essay, assignment, paper, report, etc) is my original work and has not been submitted elsewhere for examination, award of a degree or publication. Where other people's work, or my own work has been used, this has properly been acknowledged and referenced in accordance with the University of Nairobi's requirements.
3. I have not sought or used the services of any professional agencies to produce this work
4. I have not allowed, and shall not allow anyone to copy my work with the intention of passing it off as his/her own work
5. I understand that any false claim in respect of this work shall result in disciplinary action, in accordance with University Plagiarism Policy.

Signature 

Date 15/11/2023



- Portal Home
- Student Fees
- Timetables
- Course Registration
- Results
- Enquiries
- Book Room
- Logout

- Change Password
- My Profile
- Student ID
- Inter Faculty
- Clearance Status
- Caution Bond
- Academic Tracking

C50/71452/2008 RACHEL NABUTUTU WAMOTO (Nairobi Evening)

You are required to have:

- An official "@students.uonbi.ac.ke" email account. [Click here](#) to create one.
- An Active Directory account.

### DOWNLOAD PROVISIONAL STUDENT ID

ID/PP No.  Type : New (First Time)

#### Previous Requests

Request Date	Status	Receipt No.	Validity	Remarks	
30-NOV-2023	PENDING			Photo Missing, Signature Missing.	1.

#### Procedure for getting the new generation Student ID Card

1. Ensure that your fees (including that of Student ID) is paid and receipted before making the ID card request.
2. Fees for Re-Issue of lost ID card must be paid and receipted separately.
3. Place your request for the Student ID through the Student Portal.
4. Request for renewal of expired ID card should be made **NOT MORE THAN ONE MONTH BEFORE EXPIRY OF THE CURRENT ONE** .
5. Ensure that your photo has been taken and uploaded into the System at your Faculty.
6. Allow at least two working days for the processing of your ID card.
7. Keep checking the status of your ID request through the Student Portal.
8. Collect your printed Student ID from your Faculty / School / Institute Office once the STATUS of your request is reflected as PRINTED.

#### Note:

1. Validity for Re-Issued ID Card will be the same as that of previously Issued (Lost) ID.
2. Validity for Replacement / ID Re-New will start after expiry of current Issued ID.

### GOVERNMENT-SPONSORED (MODULE I) STUDENTS PAYMENT INSTRUCTIONS

#### 1. Bank Account

=> Cash Deposits,EFT or RTGS transfer to UON MODULE I Collection Account No. 2032770838 at ABSA Bank, Plaza Branch

### SELF-SPONSORED PROGRAMMES (MODULE II) PAYMENT INSTRUCTIONS / OPTIONS