

\\THE ROLE OF LOCAL DEVELOPMENT INITIATIVES IN EASING
POVERTY WITH SPECIAL REFERENCE TO TAKABA
DEVELOPMENT INITIATIVES (TDI) IN MANDERA DISTRICT/'

BY:

HASSAN MOHAMED SHEIKH

C / 50/ P /8873 / 99

UNIVERSITY OF NAIROBI
E\St • "ANA COLLECTION

RESEARCH PAPER SUBMITTED TO THE DEPARTMENT OF
ECONOMICS, UNIVERSITY OF NAIROBI. IN PARTIAL
FULFILMENT OF THE REQUIREMENTS OF THE DECREE OF
MASTERS OF ARTS IN ECONOMICS.

August 2005[^]—

ij a ^ c
1

• ififMffV

-T Nuacu^vi
IIIIIP

Declaration

This paper is my original work and has not been submitted for a degree in any other university

Signed  * Date:

Mr. Hassan Mohamed Sheikh

This paper has been submitted with our knowledge as the university supervisors:

Signed:  Date:

Dr S. M. Nyandemo

Signed: _____ Date: 13 -0 \$ ' 0

Mr. G. K. Njiru

Acknowledgement

First and foremost, I wish to express my gratitude to the Almighty Allah for availing me an opportunity to pursue my education and for keeping me safe and in good health till the completion of this study. Secondly, I am indebted to AAK and MEDS for granting me the support to undertake this study without which I would not have been able to complete this course.

I express my heartfelt gratitude to the following people: My supervisors, Dr. S.M. Nyandemo and Mr. G. K Njiru who patiently and tirelessly advised on and guided this work. Their insightful criticism, comments and constructive dialogue have been an invaluable inspiration in the completion of this paper. Thanks also go to the entire staff of the economics department for their assistance and co-operation in many ways. I also appreciate my fellow student colleagues for their valuable comments and constructive criticism.

I am indeed also grateful to the entire staff and members of Takaba Development Initiative (TDI) for providing me with both Primary and Secondary data which went a long way to make this paper a success. Their support and encouragement throughout the data collection and analysis period motivated me a great deal. Special thanks to Mr. Muktar Osman Liban, the senior programmer officer of TDI for his generous reception and support throughout the period I was in the field. The participation of all the respondents in the Takaba Division of Mandera District is sincerely and highly acknowledged.

Finally, I am indebted to my family, relatives and friends for their moral and financial support throughout the study period. I am especially grateful to my parents' words of encouragement and moral support.

Since it is not possible to mention all my friends and relatives who have contributed to the success of this course, kindly accept my sincere and heartfelt gratitude. All I can say, May Allah greatly reward you. However, I remain responsible for any errors or shortcomings in the paper.

Hassan Mohamed Sheikh

TABLE OF CONTENTS

Declaration.....	jj
Dedication.....	jjj
Acknowledgement.....	iv
List of tables'	
List of figures.....	vi
Abbreviations and Acronyms.....	vii
Abstract.....	viii
CHAPTER ONE: INTRODUCTION	1
1.1 Background information	3
1.2 Statement of the problem	6
1.3 Research objectives	8
1.4 Hypothesis	8
1.5 Significance and justification of the study	8
1.6 Scope of the Study	9
CHAPTER TWO: LITERATURE REVIEW	
2.1 Theoretical Literature	10
• Participation	10
• Views on participation	12
• Assumptions behind NGO activities	13
2.2 Empirical Overview	15
2.3 Overview of the literature	21

CHAPTER THREE: RESEARCH METHODOLOGY

3.1 The study Area	22
3.2 Study population	22
3.3 Interview Units	22
3.4 Data collection methods	23
3.5 Questionnaire	23
3.6 Sampling size	24
3.7 Data Processing and Analysis	24

CHAPTER FOUR: RESEARCH FINDINGS AND ANALYSIS

4.1 The History of M EDS/TDI	25
4.2 Tukaba as Target Area	26
4.3 Planned Priorities	27
4.4 Management of TDI	32
4.5 Analyses and Presentation of Findings	34
4.6 Programmes Effects and Challenges	46
4.7 Lessons Learnt	48

CHAPTER FIVE: CONCLUSION AND POLICY RECOMMENDATIONS

5.1 Conclusion	49
5.2 Policy recommendations	50
Bibliography	52
Appendix : Questionnaire sheet	55

List of Tables

Table 4.1 - Durations in the group/ CBO.....	34
Table 4.2 - Self-organization in terms of a constitution.....	35
Table 4.3-Self-organization in terms of election.....	35
Table 4.4 Self-organization in terms of shared leadership and information. . . .	36
Table 4.5 - Self-organization in terms of decision making.....	36
Table 4.6 - Self organization in terms of effectiveness of conflict resolution. . . .	37
Table 4.7 - Distance to the nearest Pan/ Dam.....	41
Table 4.8 - Nature of support from MEDS/TD1.....	42
Table 4.9 - Multiple response analysis of TDi activities.....	43
Table 4.10 - Category of people working with MEDS.....	43
Table 4.11 - Most neglected categories across TDI.....	44
Table 4.12 - Development projects supported by TDI.....	45
Table 4.13- Serious problems NOT covered in the development initiatives. . . .	45

List of Figures

Figure 4.1 Financial transparency and accountability.....38

4

Figure 4.2 - Effectiveness and appropriateness of the projects..... 39

Figure 4.3 - Time taken to reach the water sources (Pan/ Dam). 40

Figure 4.4 - Responsibility to care of the existing water sources. 41

ABBREVIATIONS AND ACRONYMS

AAK	- Action Aid Kenya
BOG	- Board of Governors
CAHVV	- Community Animal Health Workers
CBO	- Community Based Organization
CHW	- Community Health Workers
CDTF	- Community Development Trust Fund
DEO	- Divisional Education Officer
LDC	- Location Development Committee
MEDS	- Mandera Education Dev. Society
NGOs	- Non-governmental Organization
PRA	- Participatory Methodologies for sustainable development
PTA	- Parents Teachers Association
SMC	- School Management Committee
TABs	- Traditional Birth Attendants
TACIP	- Takaba Community Initiative Project
TDI	- Takaba Development Initiatives
WMC	- Water Management Committee
WMS	Welfare Monitoring Survey

Abstract

This study sought to examine the role of community based organizations in poverty alleviation. Specifically TDI was studied as an example of community initiated projects. A random sample of 58 respondents and 11 purposively selected key informants were interviewed through the administration of questionnaires. Data collected from the respondents were analyzed using descriptive statistics.

The study established that TDI has done a lot to help ease scarcity of water in the area and also easy access to education thereby raising school enrollment. This is through activities like construction of dams and hand-dug pans, water harvesting and Management skills, construction of schools, training of SMC on school management, soil conservation and health awareness.

In conclusion the study recommends policies aimed at strengthening TDI. Such policies would be the most appropriate and effective when implemented with the aim of poverty alleviation at grassroots level.

1.1 INTRODUCTION

A number of global forces especially sustained economic recession coupled with large external debt, declining terms of trade, the push towards market economics and more recently Structural Adjustment Programme (SAP's) have threatened the welfare and survival of families, communities and even whole nations (*Gok: Economic Survey 2003*).

Kenya has not been an exception to this worldwide trend affecting mostly developing countries. Most families are poor and unable to afford basic commodities particularly food, whose prices are increasing rapidly.

The previous welfare monitoring survey conducted in 1994 has shown that rural poverty was estimated at 46% and urban poverty at 29%. The most recent survey of 1997 shows an increase in the population living in poverty both rural and urban by 52.93 and 49.20 respectively.

Table 1.1: *A Summary of Overall Poverty Trend in Kenya.*

Poverty Measures	1994	1997
	%	%
Rural Poverty	46.75	52.93
Urban Poverty	28.95	49.20
National	40.25	52.32

Source: welfare Monitoring Survey 1997.

Despite the efforts of the government with support of various friendly foreign government and international non-governmental organizations, the problem of poverty persists and is threatening the lives of more Kenyans than ever. (GOK: 2nd poverty in Kenya Vol: 1)

poverty in Kenya has taken many dimensions; deprivation, isolation, alienation, insecurity and worst of all, despondency, thus threatening the foundations of society.

These changes have meant that previously disadvantaged and marginalized communities have sunk deeper into the live of poverty, illiteracy, poor health and lack of shelter.

Poverty has numerous manifestations including low and unreliable income, poor health, low levels of education and literacy, insecurity and uncertain access to justice, disempowerment, and isolation from the mainstream of socio-economic development.

It is, therefore, necessary to devise multidimensional policies and interventions that will provide a permanent solution. The poor must be provided with the means to help themselves through income earning opportunities, ready access to means of production, the provision of affordable basic services and the protection of the law. This will not be achieved through temporary relief programmes but only through a deliberate and long-term policy to increase equity of opportunity and to ensure that all members of our society can participate frilly in the socio-economic development of Kenya.

According to the Kenyan Poverty Reduction Strategy Paper (2000 - 2003) major characteristics of the poor include landlessness and lack of education. The poor are clustered in certain socio-economic categories that include small farmers, pastoralists in ASAL areas, agricultural laborers, casual laborers, unskilled and semi-skilled workers, female-headed households, the physically handicapped, HIV/AIDS orphans and street children. The poor have larger families (6.4 members compared to 4.6 for non-poor) while in general rural households are larger than urban. Geographically, North Eastern and Coast Provinces have the largest poor households.

1:2 BACKGROUND INFORMATION

The arid and semi-arid lands of Kenya (ASAL), include dry-land ecosystems that cover 50 million hectares (or 82% of the country's area)

ASAL's undergoes periodic and cyclic episodes of drought and floods. The result can be famine and disease epidemics beside the obvious ravages to the human habitats, productive activities, infrastructure and social services.

Table 1.2: Regional Differentials in the incidence of Poverty across the last three WMS series

Rural Areas	% Of Overall Poverty		
	1992	1994	1997
Central Rural	35.89	31.93	31.39
Coast	43.50	55.63	62.10
Eastern	42.16	57.75	58.56
Nyanza	47.41	42.21	63.05
Rift Valley	51.51	42.87	50.10
Western	54.81	53.83	58.75
North - Eastern	-	58.00	-
Total Rural	47.89	46.75	52.93

Source: WMS Series 1992, 1994, and 1997.

Compared to the rest of the country this region includes a large proportion of the population who live below the poverty line.

As many as 60% of the population of this region have no guarantee of household food security even under normal and favourable weather conditions. The region has the least developed and most ineffective network of social service such as schools and health

facilities. The physical infrastructure is pathetically inadequate, with a few low-grade and poorly maintained roads, scattered electrification and a few banks. Northeastern Province is the least developed province of ASAL's in Kenya. The least developed district in Kenya is Mandera.

The collapse of the two neighbouring states, Somalia and Ethiopia, in 1990 aggravated the situation in the district. The influx of refugees into the district over stretched the supply of essential services such as health and water. Again came El-nino effect of 1997 that caused devastation to human and livestock by diseases that were uncommon to the area and many other adverse effects. The recent decrease of government involvement in people's development (*provision of free services*) has consequently shifted the burden for initiation, enhancement and sustenance of development activities to non-governmental organizations.

Based on these realities was Mandera Education Development Society's (MEDS) purpose to introduce, strengthen and sustain support to Takaba people. MFDS identified Takaba division as the poorest in Mandera district and therefore a focus area for engaging the community in long-term development intervention.

Mandera is one of the four districts in North Eastern Province and is located at the northeastern tip of the country. It shares international boundaries with Ethiopia to the North, Somalia to the East and South East, and Wajir district to the West and South West. The district headquarter is situated in the North- Eastern tip of the district.

Mandera district covers an area of 26,470 square KM and is characterized by low-lying rocky hills, which are located on plains that rise gradually from the south around Elwak to Malkamari area in the North. These are between 400m and 970m above sea level respectively. There are few pronounced physical features except the seasonal River Dua which passes over half of the district's boundary with Ethiopia highlands flowing through Malkamari, Rhamu, Mandera into Somalia at border point one (BP 1). (GOK: DDP 2001)

The district is featured by dry riverbeds, which get filled by runoff water in the rainy season but dry up as soon as the rain ceases. Mandera is one of the hottest areas in the country with a mean annual temperature of 28.3 °C. The highest temperature (37°C) is experienced during the months of February to April and September to December.

These high temperatures only favour livestock production. The rainfall is erratic and inadequate with a mean annual rainfall in the months of April and May and the short rains in October and November. During the short and long rains a lot of farming activities take place in the highlands, where maize and millet are grown. Along Dua River some farming activities are practiced under irrigation.

The district is not endowed with water resources. This is mainly due to the low, erratic and unreliable rainfall received in the district coupled with very high temperatures, which causes high evaporation rates. The only natural water source in the district is the Dua River. Other sources of water are earth dams and boreholes dug at several points in the district for supply of water for human and livestock. The water table levels range from near surface in Hlwak and Fino divisions to medium water table levels in Mandera Town while Takaba and Banisa divisions have low water table levels. There are many water pans concentrated mainly in Banisa and Takaba divisions due to the fact that water table is very low and boreholes can't be dug.

The district had a population of 278, 261 people in 2001 (GOK: DDP 2002). Water and pasture determine population distribution and density. Areas with permanent water sources have high population concentrations especially around borehole and earth dams.

The arid nature of the district makes livestock production the main economic activity of the people. Over 90% of the total population derives its livelihood from livestock rearing. The type of animals kept for rearing are cattle, sheep, goats and camel while donkeys are kept as beast of burden given the migratory nature of the local people.

Meat and milk forms the staple diet of the people. Pasture and water influence the migratory behaviour of the pastoralists. Animals are to the nomads the most important assets. During severe drought, the population of animals decline and most pastoralists are rendered destitute and take refuge in and around urban centers as dependents on relief food from the government and NGOs in the area.

In a nutshell, the inhabitants of the district are mainly pastoralists and are often caught in a severe and prolonged droughts that results in deaths of many livestock, deaths of children and others orphaned, many others seek refuge in the settlement for relief food thus causing a circle of poverty. The standard of education is usually the lowest in the country and people are always food stressed as the main livelihood sector is adversely affected by drought and banditry.

A wealth ranking survey sponsored by World bank in 1999 in 8 study sites in Kenya revealed that almost all (99.6%) of the house holds in Mandera are ranked as either poor, very poor or non-poor with respondents hesitating to put any group as "rich". The survey team summarized their findings with the statement "the district is four times poorer than the rest of Kenya".

1.3 STATEMENT OF THE PROBLEM.

Poverty has been identified as one of the major problems, which seems on the increase and the government of Kenya is unable to control it. Poverty, ignorance and disease were regarded as the constraints to social and economic development. While this concern has occupied a central place in Kenya's development priorities since independence, the problem of poverty persists and is threatening the lives of more than half of the population in Kenya. This means that progress in addressing the problem has been inadequate due to inappropriate policies of do-give approach that isolated the poor community from taking part as actors in their own development. These men and women apply enormous creativity, strength and dynamism on a daily basis to solve problems.

They have assets in terms of their own skills, in their social institutions, in their values and cultures and in their detailed and sophisticated knowledge of their own environment. Given the necessary and appropriate support, the poor can be the main initiators, as well as the beneficiaries of sustainable development. This growth must not only be stable, it must also embrace the poor and allow them to participate in the process also share fully in the fruits of the development.

In order to benefit and promote the participation of the poor, economic growth must promote the development of income and employment generating activities that specifically include poor people and specifically women who are more vulnerable to poverty.

Local development initiatives of any given community provides the basis for community-based decision- making as the community collectively senses and then identifies the set of problems and constraints it faces at any given point in time. Such initiatives can take its process of development and become formalized by working through broadened Community Based Organization (CBO).

Takaba Development Initiative (TDI) is an integrated community development project based in Takaba division of Mandera District. The Project works through CBOs and development groups in the five locations ascertaining local needs and preferences by involving the local people in the selection, design, planning and implementation of the programmes and projects that will affect them. The Project aims at strengthening the community's ability to determine how they could improve their economic and social conditions. In achieving this, the community groups identify their needs and then request support from the Project (TDI).

This study therefore attempts to examine the role of Local Development Initiatives (LDI's) in economic empowerment & easing poverty with particular reference to Takaba Development Initiative (TDI) in Mandera district.

1.3 RESEARCH OBJECTIVES.

The broad objective of this study is to assess the role played by Takaba Development Initiative (TDI) in community empowerment and poverty reduction. The specific objectives are as follows:

1. To identify and describe the economic empowerment efforts and activities undertaken by TDI since its inception.
2. To assess local perception as to appropriateness and effectiveness of these efforts in the needs of the poor and the extent of local participation in them.
3. To assess the role of women participation and their activities as well as the achievements and constraints of TDI.
4. Based on the research findings suggest appropriate recommendations on strengthening the role of LDI's on development of the community

1.4 HYPOTHESES.

1 - TDI played a vital role in education and water in the division by reducing distance to the nearest water source and school from 10km to less than 3km.

2 - The programmes and activities undertaken by TDI groups are effective and appropriate.

3 • TDI achievements are more than its failures.

1.5 SIGNIFICANCE AND JUSTIFICATION OF THE STUDY.

According to the two Welfare Monitoring Surveys of 1994 and 1997, there is an alarming increase in the population living in absolute poverty from 46% to 53%. Because of the exclusion of ASAL areas in the latter survey of 1997, the figure would have been much higher since this region, compared to the rest of the country, includes the most

disadvantaged and marginalized communities. More than 60% of the population lives below the poverty line.

Efforts, by the government and other donors, which were mainly relief and handouts just worsened the situation and pinned the people of this region deep in poverty. This is because the previous efforts ignored the participatory role of the poor and subjected them to be receivers and not actors. This study therefore assesses the likely success of the participatory role of the poor in initiating poverty-easing activities through groups and Community Based Organizations (CBOs). . Such a study was necessary especially for understanding why previous poverty alleviating efforts were futile and what needs to be incorporated with. A study of this kind was critical in guiding the implementation of poverty alleviation initiatives and exploring the necessary participatory role of the community.

The study therefore offers important policy prescription for alleviation of poverty. It also adds to the scarce empirical literature on poverty and is a source of reference to both policy makers and scholars.

SCOPE OF THE STUDY

The study concentrated on poverty reduction rather than sources and measurement of poverty. Emphasis was given to the role of CBOs in poverty reduction rather than other activities and policies that have been employed over time by the Kenyan government. The study concentrated on CBOs in Takaba Division, assessing the development projects MEDS in collaboration with CBOs on the ground have been undertaking and how successful they have been

CHAPTER TWO

LITERATURE REVIEW

2.1 THEORETICAL LITERATURE

An attempt to evaluate the work and activities of NGOs and CBOs is not complete without an understanding of the theoretical framework on which such work and activities is conceptually linked. Community participation is the kingpin of NGO and CBO work. In this section, we present a review of the concept of participation, which underlines the theory on which NGO and CBO activities are based.

2.1.1 PARTICIPATION.

It would be wrong to state or even imagine that people's knowledge of the benefits of collective action is a recent phenomenon. All over the world people have known the power of organized action and have organized themselves into groups/ social organization for specific purposes. However, the theories underlying people's participation in organized groups are much recent.

In 1970s, *Paul Freire*, who had worked with impoverished people in Brazil, developed a theory for the education of adult illiterates. The theory was based on conviction that every human being, no matter how ignorant is capable of looking critically at his world, and that provided with proper tools, can gradually perceive his personal and social reality and deal critically with it (*Carolyn 2001*). Thus every individual is inertly endowed with the potential to perceive problems emanating from their environment and provided with the necessary tools, can solve their problems.

This work (and others) contributed to the early body of knowledge about popular participation. Over time, many participatory processes and tools have been developed. These include: -

Participation action research: The purpose of this is to engage the poor in research through which they can learn a problem and then armed with the knowledge, take action to solve it

Rapid Rural Appraisal: This is a quick and inexpensive way to involve people on gathering data for project design. Rapid rural appraisal evolved into Participatory Rural Appraisal (PRA), which gave poor people the chance to express and analyze the realities of their lives and conditions, to plan themselves what action to take and to monitor and evaluate the results.

SARAR: This is an acronym for five attributes self-esteem, associative strength, resourcefulness, action planning and responsibility. It builds on local knowledge and strives to strengthen local capacity to access, prioritize, plan, create, organize and evaluate. Participation has for long been the pillar of NGO work. In Less Developed Countries (LDC), structural adjustment measures to address economic growth and poverty reduction were put in place by western financiers. The measures sought to promote economic growth by measures of macro-policy reforms rather than implementing micro-projects. It has been observed that the international aid bureaucracies and the fragile African governments are organizationally ill equipped to deliver services and responded to felt needs at the rural community level. Centralized agencies lack information about and the flexibility to adapt to local conditions. Consequently NGOs with programmes in relief and rural development arose to fill gaps left by the government (Michael 1990).

2.1.2 VIEWS OF PARTICIPATION

participatory development approach is utilized by NGOs. In contrast with the top-down operational strategies of governments and large aid agencies, rural development NGOs typically work within local communities, ascertaining local needs and preferences, and involving them in activities. In achieving this, community groups identify their needs and then request support from the NGO.

There are two points of view concerning participation.

Firstly, an instrumental or functional view is held. This view holds that participation is a means to an end. This means that participatory practices will result in better projects.

It is seen as a means to efficiency in project management. Participation is seen as a tool to implement development policies. It is therefore a management strategy through which NGOs (State) attempts to mobilize local resources.

The Second view of participation is that participation is an end in itself. This view holds that strengthening people's ability to determine how to improve their economic and social conditions is the true essence of development. Looked at in this way, participation entails empowerment. This means that it is everybody's right to have a say in decision concerning matters touching their own lives. Participation is therefore an instrument in the promotion of ideological or normative development goals such as social justice, equity and democracy (Britha 1995).

The two rationales for participation are often present at the same time.

It is argued that poverty arises because people do not have access to power, the capacity to do what they want and to win compliance from others. Poor people have little or no control over the material institutional conditions under which they exist. They have no

political clout to make their own preferences stick. People can make organizational response to uncertainty by endeavoring to enclose and control the environment (Michael 1990).

Individuals who discover the limits of isolated action combine with others in concerted effort. Organizations are instruments for bringing together people who see their involvement as a means of achieving common purpose. Organization enables maximization of control of factors that affect the realization of shared goals.

Participation of poor and marginalized people in development initiatives intended to benefit them is acknowledged as important in achieving sustainable development. Who better than poor people themselves can understand their economic and social conditions and problems they face, and have insights that can help shape initiatives intended to benefit them. Participatory development therefore is based on the notion that people know most about their own livelihood systems. Participatory development has to value and develop people's knowledge and skills and put into their hands the means to achieve a self-development. By involving the local people in the selection, design, planning and implementation of programmes and projects that will affect them, ensures that local perceptions, attitudes, values and knowledge are taken into account (Brithia 1995).

CBOs draw cohesion and legitimacy by building an existing form of social organization

2.1.3 ASSUMPTIONS BEHIND NGO ACTIVITIES.

There are shared common body of assumptions regarding NGO goals, strategies and activities. Firstly, NGOs are assumed to mobilize, conscious - raise and organize their target population. This follows the argument that people must first be mobilized and made aware of the causes of their problems and then must be helped to understand what

actions to take to address them. They then must be organized so that collectively they will have the strength to overcome their difficulties.

Secondly, it is also assumed that NGOs carry their development work with and through rural groups whose members contribute to a common goal. The collective action aspect of NGO operations is designed to maximize the benefits of NGO work by taking advantage of the increased returns made possible by collective activity. Donors require the formation of groups if people are to access external resources.

Thirdly, NGOs act as grassroots representatives of poor people. NGOs are now more than ever before involved in development policy debates. NGO representatives are invited to attend international forums on the strength of their position as development actors and on basis of their ability to act as the "Voice of the poor". The belief that development NGOs represents the grassroots rests on the fact that they are in direct contact with the sectors of society that they represent (the poor of poor). Development NGOs are also receptive of poor people's wishes and have sufficient understanding of their problems and needs and therefore act as advocates for their causes.

Fourthly, development NGOs are assumed to be ideal, innovative and committed to equitable development.

2.2 EMPIRICAL OVERVIEW

David Kariuki (2002) While working on Special feature experiences in capacity building of community based organizations in kibwezi (Kibwezi CBR experiences) highlighted that CBOs can be instrumental in providing forums in which people affected by common needs/ issue can gain support and learn more about their interest through managing sustainable community-based programs. The challenges affecting development of CBOs are poverty, illiteracy, recurrent drought, inadequate finances and sustaining CBO life beyond supporting NGO.

Some of the major achievements of the CBO were representation of CBO members in development structures, initiation and running of community-based dispensaries, water projects facilitated and run by a Disabled people's Organization and managing an epilepsy clinic through Kenya Association of Epilepsy.

Warren D.M., Adedokun R and Omolaoye A. (1996), did a case study on the community of Ara, an ancient Yoruba town of about 10,000 inhabitants located 15 miles from Oshogbo, the capital of Osun state in Nigeria. They reported what transpired in Ara since 1991, when the development practitioners decided to work with and through the existing organizations and associations, provide important lessons for both community leaders and development practitioners. They concluded that, in many development ventures it is far more cost - effective to work with and through existing organizations in ways that strengthen their capacity to carry out development activities that reflect priority problems identified within the community itself than to establish a new organization. By the end of December 1993, considerable progress had been made where the community had opened the Ara community Day care Centre; the Ara community Library; the Ara Development Planning Office; inaugurated the New Ara Women's co-operative Food Products Enterprises with a new facility to hold appropriate technology machines that would greatly reduce the time and effort of women in the production of palm oil and provide the means to produce for the first time in Ara, both palm and kernel oil and cake.

In addition a contract had been signed by the Osun State Government for the new highway that would link Ara with Ejigbo and Ede in 1995; new hybrid palm oil seedlings were being grown; electrical and pipe water lines had been extended to many more households in Ara; concerted efforts were continuing to complete partially constructed mosques and churches; and initial plans had been made for the construction of a new town hall.

Dorothy Kilonzo (2000) while working on special features experiences in capacity building of community based organizations of AMREF Kenya (CBOs), she focused on Ngomano Day Care Centre that was started in May 1997. The Centre was started with only five children because of the long distance the children had to travel to reach the centre and also lack of awareness. The children presented were with different disabilities and this represented many disabilities in the community. Some parents were reluctant to bring their children to the centre mainly due to the stigma associated with disability. The situation improved drastically after the staff of the centre made many door-to-door visits to encourage and sensitize the parent of the disabled children. Some of these staff had disability themselves and that had positively influenced the inspiration of the parents.

It was their wish that the centre becomes a full-day care. Lack of resources, adequate equipment and tools to be used in the centre has contributed to the dropout of the children. However, some of the parents have understood the need of their children was exposure, socialization and play and have been bringing them to the centre. They totally felt that the community should be encouraged by the government through the chiefs and assistant chiefs to understand that disability is not inability.

Given that this centre covers Mtito Andei division he strongly feels that if supported well, the disabled in this area would benefit because the ones from long distances would be accommodated and the equipment for the physically disabled if available would be used to encourage them.

Some children in the centre had mental disability. These children needed more specialized attention which parents lacked before the inception of the centre. The first thing they did was to visit the families and educate them on the issue of disabilities. Such parents waste their resources trying to get a better diagnosis even from the witchdoctors. This leads them to spend a lot of money and energy trying to appease their ancestors through initiation and ceremonies. Their high hopes and expectations on the child die away and are replaced by emotions, hopelessness, shame and tendency to keep the child away from social interaction. Supported to be a full day care centre the community would learn differently. These children instead of being put in seclusion would be brought to the centre for care in the early stages and the parents would be given continued reassurance through counseling and rehabilitation.

Doyle, Robert (1991) Working on the facilitation approach; a method for promoting development of community-based organizations. In his discussion paper in Toronto, Social Planning council, Robert found out that facilitation is help that requires special skills or resources provided to the CBO by an outside source. The purpose of facilitation is to strengthen the capacity of the CBO to fulfill its mission. The approach is to pursue community development.

The primary providers of facilitation are intermediary organizations to enable other CBOs to fulfill their mission through capacity and resource development. Evaluating the effectiveness of the facilitation approach must assess the impact of the approach.

Ways to measure the impact include: Testimony of the client group, Professionalism of the intermediary, availability of the intermediary to respond to the needs of the CBO, ability to build capacity of client groups, quality and relevance of material development, and the demand for the service of the intermediary. The facilitation approach is a way to develop the capacity of community-based organizations (CBOs) making it easier for them to achieve their objectives and goals.

Emery, McCreely, (c 1996) Working on the search conference; a powerful method for planning organizational change and community action in the University of British Columbia. The Search Conference (SC) is useful for participative strategic planning.

A participative event enables a large group to collectively create a plan that its members themselves will implement. Typically, 20-30 people from a community or organization work progressively for two or three days on planning tasks, primarily in large group plenary sessions. The benefits are that participants have a strong commitment to implementation and there is a focus on strategic planning. A SC generates excitement, energy and purposeful behavior.

The outcome of a SC are new strategies for growth, innovation and renewal, a joint vision for a more productive and humane workplace, new forum for collaborative decision making, new alliances, coalitions and partnerships for resolving complex problems, mobilization of a community of citizens around a pressing issue of common concern, momentum within the group.

The SC is useful to organization attempting to think beyond the existing frameworks.

The SC response to turbulence to initiate community development and social change; generate an information base beyond the range of small group of experts; and direct participation and involvement in planning and implementation, so that systems and the people within them learn how to become actively adaptive.

The SC uses open systems thinking, to understand the system of principles of the system, using concepts to explain why particular elements enter into the participation in the system- environment relations. This requires a description of the transactions within the system, between the system and the environment. The system principle defines special relation of interdependent between the set of transaction and the environment, so organization must remain open and responsive to the environment if they are to maintain integrity and coherence. SC must be ideal seeking a source of hope and long time

guidance for communities and organization who are trying to cope with uncertainty. Organizations and communities that hope to survive must shift the responsibility of planning to the people in the organizations. Most people believe that they can not plan and to over-come this they need a democratic learning environment which teaches them how to make changes for themselves in directions that they themselves determine.

Kuala Lumpur, Malaysia (1991b) research on reaching out effectively:

Improving the design, management and implementation of poverty alleviation programs. He found out that the extent of poverty is directly influenced by the real income of a family unit, which in turn is determined by the access of the family unit to gain full employment, productive assets like land and capital goods. He also found that, access to productive assets is determined by the pattern of land and capital distribution prevailing in the society. This, in turn, is affected by the existing political, economic, social and cultural structures. Developing countries with free market economies tend to have a high and unequal distribution of income and asset while those under centrally plan economies tend to have a more egalitarian income and asset distribution. Entitlement is a useful concept in understanding the poverty problem. It determines who has the right to have what according to the legal, economic, political, social and cultural characteristics affecting the position of different people within that system. Poverty reduction can be viewed in this context as a process of providing a wide distribution of effective entitlement to the weaker section of the society through the intervention of the state. The fact that poverty has persisted and in some cases even worsened will seem to indicate that the strategies and programmes of conventional poverty alleviation programs have largely been ineffective and fail to reach the poor. There is an emerging consensus that even appropriate macro-economic growth strategies will need to be complimented with direct and target oriented programs specially designs to alleviate the condition of the poor. Strategies most commonly used includes: integrated rural development programs, area development programs, special credit programs for target groups, decentralize

administration systems, lands and tenure reforms and provision for basic needs and relieve in the wake of natural disasters.

Nidhi Srinivas (1995) in his study of the local organizations(LO's) in India gave two examples of successful LO's. The self Employed Women's Union (SEWA) that was formed in 1972 to help unorganized women in Ahmedabad, India. Today Sewa has its own Bank, which operates a credit program for women. The organization also provides social - security and skill enhancement trainings for its members. SEWA's activities have expanded from urban to rural areas and it has helped members start their own co-operatives.

The Kaira District Co-operative Milk Producers' Union Ltd.(AMUL) was started in 1946. After feeling the exploitation of private contractors who were giving them low and fluctuating prices for milk, dairy farmers formed their own milk co-operative. Within a decade, its membership was 26759 farmers in 107 villages. In 1955, AMUL diversified into milk powders and butter, and built a new dairy. Expansions occurred in 1958 and 1960 with cheese and sweetened milk added to its product line. From a small regional marketing organization, AMUL grew into a wide diversified and multi-product company within three decades.

Robb, Caroline M. (c1999) in her assessments based on the question that; can the poor influence policy? *Participatory poverty, assessment in the developing world.*

The major issues considered when attempting participatory policy making are the political environments thus creating an environment conducive to poverty dialog, ensuring that all stakeholders have sense of ownership and finally strengthening the policy delivery framework. She found out that, if the outcome of the PPA is to drive poverty reform within the country there must be a commitment and a need to have diverse set of skills in managing a participatory policy dialog. PPA design is very important. and issues that should be addressed include, building trust and understanding

where various stakeholders must share the result. If the information gathered is not fed back to the communities, the participatory nature of the work is incomplete. To build a political base for policy change the needs of the various stakeholders must be considered in designing a dissemination strategy. She proposed that the nature of the research carried out must be explained to the community so that, it does not raise the expectations of the community and to be presented the entire process in details.

2: 30 Overview of the Literature:

An overview of the literature shows that most of the studies on the work of CDO's in poverty reduction have been done in other countries especially in Nigeria, India and Ghana. The Kenyan study that seems to be related to the role of community based organizations in poverty alleviation are more of features than a study of how an organization was successful in introducing and implementing their project because they involved the community in identifying and articulating its own priorities and thus manage its own development.

From the reviewed literature, there is no Kenyan study that shows how organized community groups have pooled resources and initiated their own development projects.

This study, therefore, sought to evaluate the success of the development programmes that the CBO's have been involved in as well as how they have acted as links between the development agents and the poor in the whole stages of the projects.

RESEARCH METHODOLOGY

2 :0 THE STUDY AREA.

This study was conducted in Takaba division of Mandera District. The five locations of the programme (TDI) covered in the study include Wangai Dalian, Darwet, Duduble, Didkuro and Takaba central.

Mandera District is the third largest district in North Eastern Province. It is located about 1200 Km Northeast of Nairobi and is served by a dusty dry weather road, which is impassable during rainy seasons. It covers an area of 26,470 Square kilometers and has a total population of about 300,000 people. It borders Somalia in the East, Ethiopia in the north and Wajir in the South. The district is one of the hottest in the republic with a mean temperature of 28 degrees centigrade with erratic and unreliable rainfall averaging 250 mm per annum. The district is divided into eighteen divisions. Takaba division covers an area of 3,721 square kilometers and had a population of 21,000 people.

The inhabitants of the area are mainly pastoralists keeping camels, cattle, sheep and goats. They also supplement livestock keeping with simple agricultural activities for domestic consumption.

The division is located in the Western part of the district, 273 km away from Mandera Town.

2:1 STUDY POPULATION.

The populations for this study were CBOs, Development groups and beneficiaries of TDI programmes. Chiefs, school heads and representatives of various government ministries were also key informants in the exercise.

2:2 DATA COLLECTION METHODS.

Data for this study was collected in the months of December 05 and January, 06. Both primary and secondary data were collected. The data collected were: History of group, membership criteria and drop-out rate, Relevance of the project undertaken by the group, scope of group involvement in resources identification, mobilization and utilization, immediate and long-term impact associated with the project and the sustainability measures (self- organization).

The field research consisted of a survey that involved interviewing groups and CBOs using two standard questionnaires (see Appendix 1). The exercise also involved extensive reading, collecting, purchasing and photocopying documents and reports to supplement data collected from the field.

2:3 QUESTIONNAIRES.

The qualitative component of the study information was gathered using supplementary questionnaires designed as a recording schedule to collect data from the target population.

Two standard questionnaires were administered in this study.

One was used to collect information from the groups/CBO members and the other beneficiaries of the programme. A third questionnaire in a form of interview schedule for the key informants and the programme officer was also conducted. All the three questionnaires consist mostly of structured items and some open-ended questions derived from the objective of the study.

2:4 SAMPLING SIZE.

The principle factor determining the size of the sample chosen is to generate representative results. The sampling depended on the number of target population/ units in the location. However, the study attempted to cover the most appropriate percentage or figure that was adequate.

2:5 DATA PROCESSING AND ANALYSIS.

Data collected from both primary and secondary sources was processed and analyzed. The questionnaires were edited to check completeness, clarity and consistency in answering the questions. The open-ended questions were than coded where both qualitative and quantitative data were extracted from the questionnaires. The data was then analyzed using descriptive statistics where mean; Variances, standard deviations and percentages were used in the descriptive analysis of the data.

CHAPTER FOUR

RESEARCH FINDINGS.

3:10. The History of MEDS/TDI

The historical evolution of Meds is closely linked to the painful realities of long and persistent drought in the district that led to loss of livestock, which is the main source of livelihood. The major problem contributing to this loss being lack of water (78%). Meds was founded in 1989 and operates in several divisions, within the district including Takuba as a development initiative in response to the suffering of the population in the area. Meds initiatives are based on an integral approach to community development, which is the reality that human needs are integrated and no one-need can be addressed in isolation of the others.

Takuba Development Initiative (TDI) is a development initiative facilitated by Meds and supported financially by Action Aid Kenya (AAK). Takuba is approximately 270km kilometres west of Mandera District headquarters. The division has a population of 21,000 people and covers an area of 3,721 square kilometres.

The inhabitants are of Somali ethnic group and are exclusively Muslims. The majority of the people are nomadic pastoralists who keep camel, cattle and goats. They also practice simple agricultural activities for domestic consumption. Meds established TDI in 1998 as a target area through participatory Rural Appraisal Methodologies and Techniques, which enabled the community to identify their development priorities.

3:2 Takaba as Target Area

Selection of Takaba as a target area did take place in December 1997 after conducting an in depth participatory Rural Appraisal (PRA) processes through community consultation by a team from Action Aid.

The PRA exercise covered all the five-villages/ locations surrounding Takaba town. When all the villages were asked to rank the problems in terms of its intensity on a preference ranking scale, it came out with the following development issues:

- Scarcity of water
- Food security
- Poor human and animal health services
- Poor communication and transport
- Lack of livestock market
- Unemployment
- Poor education facilities
- Lack of skills

These issues formed the basis for the first intervention plan for the area. Three years (1999 – 2001) strategic plan was formulated, as a follow-up providing the opportunity for the community to jointly discuss and come up with feasible solutions to the identified problems and determine the support required.

As identified during the initial appraisal exercise, the overriding need identified by all the stakeholders is water for domestic and animal use. The community depended on 8 dams and 150 hand-dug pans that suffer from periodical droughts, evaporation and silting. Unreliability of this source is responsible for serious disruptions of community life, as pastoralists have to trek very long distances in search of water.

3.3. Planned Priorities

On the basis of the above painful realities the community identified their needs on the basis of the priority as well as the gravity of the need to be addressed. The Four strategic goals planned in the first three years of intervention were as follows: -

gffategy (1)

A permanent solution to the problem of water in Takaba will require identification and development of permanent supply of water for the community of Takaba. Increasing capacity of the current sources through digging of water pans and enhancing maintenance and management of the existing dams.

Planned activities

1. Conduct hydrological survey and facilitate identification of appropriate site for sinking of bore holes.
2. Identification and engagement of an appropriate drilling company in sinking and equipping the borehole.
3. Create capacity within the community to maintain this most important resource through training of water management committees.
4. Provision of hand tools and other implements for the purpose of de-sitting and expansion of hand-dug earth pans in order to maintain and expand the capacity of existing sources of water to meet the growing demand in the future.

Output Indicators

- A permanent source of water in Takaba by 2001
- Double the current water holds capacity of pans 180,000 cm³ by 2001.

Implementation by Dec 2002

TDI has managed to conduct a hydrological survey as had been planned to determine ground water potential. In the survey a site has been identified in Koikai homsa 25 km from Takaba town. A drilling company was identified to sink the borehole. But the process of sinking didn't meet the hope of Takaba people since it was no better than the previous drillings carried by the GOK in the area. The result was a dry hole 362m deep in the earth.

Trainings were conducted in the five location of Takaba for water management committees of both public and self-help group plans. Finally, a follow-up training was done that covered the following areas: -

- Control and access to water systems
- Traditional systems of conserving and managing water
- How to get revenue from water

As an effort of maintaining und expanding the existing sources of water 105 pans have been de-silted and expanded in all the five locations of the division by 2002. Currently, there are around 300 water pans in Takaba area up from 163 that existed before the intervention of TDI. This result has been through direct and indirect involvement of TDI/Meds

SirategxXIQ

The mainstay of Takaba people is livestock with subsistence farming of Sorghum and Millet around Lak Sure dry riverbed. The harsh climate conditions that dominate this area and the frequent droughts has put the lives of people living in the division in a most precarious position as far as food security is concerned. Measures to reduce this vulnerability will include improved farming practices, provision of basic farming tools and implements, pest control, veterinary drugs and restocking.

ginned Activities:

1. Training of local farmers in better farming and effective food storage techniques
2. Provision of right variety of seeds
3. Provision of farming tools
4. Restocking 600 poor households (stockless HH)

5. Procurement of livestock drugs and enhancing existing community drug store.

Output Indicators

- Increase millet production from current output of 1,500 bags to 2,500 bags per year in the whole division.
- Reduce the proportion of people in the category of stockless (very poor) by 10% (2001).

Implementation

Restocking has been done to several self-help groups through provision of grants ranging from Kshs.55, 000 to Kshs.78, 000. Improvement was done to the existing community drug store with purchase of livestock drugs worth Kshs.100, 000.

On the bases of networking and collaboration TDI suspended the critical plan of training farmers and opted to let OXFAM carry on the implementation. Also the seed provision planned initially also failed and the GOK through the Ministry of Agriculture provided the seeds.

Before the intervention of TDI, There were only 4 primary schools in the five locations of Takaba and only one school is fully developed while the rest being still young.

The need for settling up of more schools especially in the new locations and maintenance of the existing ones is vital in ensuring an increase in school enrollment levels. Other measures will need to include training of school management committees (SMC) and provision of furniture and textbooks.

Key Activities: -

1. Mobilize the community on the importance of education through Barazas.
2. Support construction effort of classrooms to create enough space for school age children.
3. Repair and equip classrooms
4. Training of school management committees (SMC) in order to improve their management skills.

Output indicators

- Increase school enrollment from 869 in 1998 to 1,500 by the year 2001.

Implementation

- In regard to sensitizing the community towards the importance of education, fifteen Barazas have been held in all the locations in collaboration with the D.EO's office. Towards construction of classrooms, TDI provided support to construction of 7 classrooms for Takaba primary school, four classrooms for Didkuno Primary school, four classrooms for Wangai Dahan primary school, two classrooms for Rocky hill primary school and four classrooms for Darwett primary school.

In total 21 classrooms and 7 toilets and a water tank have been constructed in all the five primary schools in the area. Other supports include renovation of classrooms (6) and provision of textbooks worth Ksh. 200,000 to Takaba Primary School.

The only secondary school in the division, Takaba secondary school, had almost all the physical facilities renovated. Beside construction of 3 bathrooms and 4 toilets, the dining hall was fully equipped with the necessary furniture.

School management committees (SMC/BOG/PTA) in all the schools have been trained to enhance their skills in leadership, management and fundraising.

TDI's intervention and support were discovered to have improved the school enrolment from 782 boys and 241 girls in 1998 to 1017 and 387 respectively by 2002.

It was observed that two schools were set up with the support of TDI where one was already operating while the second one was under construction at Dundube location by the time of this study.

One of the serious challenges faced by Takaba community are human and livestock diseases. In order to build the capacity of the community in management of these diseases interventions should include expanding health service delivery systems through development of other health facilities at location level. This necessitates training of community health workers (CHW), establishment of a community based drug store and provision of an ambulance service for the division.

planned Activities

1. Formation of Health Management Committees.
2. Training of community health workers (CHW) and Community Animal Health Workers (CAHW)
3. Provision of health kits with essential drugs to CHWs.

Out Indicators

- 50 trained CHW and TBA's by 2001
- 50 trained CAHW by 2001

Achievements: - No achievements were reported of all the above planned activities on healthy sector. Oxfam and the ministry of health were already actively involved in health issues and TDI was not to duplicate the same.

3:4. Management of TDI

MEDS is responsible for the development initiatives in the division. It has its headquarters based in Mandera Town where one of its main activities being orphans sponsorship. MEDS and its partner AAK have deliberate plan to build the capacity of TACIP to enable them take charge of the entire Development initiative activities progressively as part of a phase out strategy.

TACIP is a young organization initiated in September 2001 as an Umbrella body that brings together all development actors in the division. Thirteen board members manage it and has membership of CBOs and selfhelp groups. It is in partnership with MEDS to coordinate grant disbursements to member CBOs and takes charge of implementing the entire DI programmes in the division gradually.

CBO's are in partnership with TACIP to undertake priority projects implementation, right-based approach and capacity building activities of the Takaba community. The immediate priority of TACIP is to organize the CBO's or groups to key sectors or localities so that one CBO can co-ordinate a number of self-help groups.

A programme manager and a programme officer who are both MEDS staff and their role being facilitation of the fieldwork man TDI.

ANALYSIS AND PRESENTATION OF FINDINGS

4.1. Introduction

This section specifically presents and descriptively analyses the data gathered from the beneficiaries and key informants of Community-Based organizations under the Takaba Development Initiative. For the purpose of showing the relationship amongst various variables, the data will be presented in the form of tables, charts, frequencies and percentages where applicable.

4.2. Descriptive Analysis for Members and Beneficiaries' Data

4.2.1 Duration in the group/CBO

Table 4.1: Duration the members have been in the groups

	Duration in years	Frequency	Percent	Cumulative Percent
	Non-Members	7	12.1%	12.3%
	1	4	6.9%	19.3%
	2	28	48.3%	68.4%
	3	3	5.2%	73.7%
	4	8	13.8%	87.7%
	5	5	8.6%	96.5%
	6	1	1.7%	98.2%
	9	1	1.7%	100.0%
	Total	57	98.3%	
	Missing responses	1	1.7%	
	Total	58	100.0%	

Source: Field data (2005)

Table 4.1 shows that 12.1% of the people interviewed are beneficiaries but not members of the CBOs. The highest proportion of the sample (48.3%) has been in the CBOs for a period of two years. This is consistent with the objective of the study to gather information from members and beneficiaries who have been in the TDI groups for a considerable period.

4.2.2: Self- organization of the groups

a) Constitution

Table 4.2: Quality of self-organization in terms of a constitution

	Is there quality of self-organization in terms of a constitution drafted by members themselves?				Total
	Yes	No	Total	Missing responses	
Frequency	56	1	57	1	58
Percent	96.6%	1.7	98.3	1.7%	100.0

Source: Field data (2005)

Table 4.2 shows that out of the sample population, 96.6% of the members and the beneficiaries have the constitution for their groups in place and drafted by the members themselves.

b) Regularity of elections

As table 4.3 below shows, 94.8% of the members and the beneficiaries interviewed have quality of self-organization by regularly holding elections within their groups. This shows that there is frequent change of management within the CBOs and other TDI groups.

Table 4.3: Self organization in terms of regularity of elections

	Is there quality of self organization in terms of regularity of elections?				Total
	yes	No	Total	Missing responses	
Frequency	55	2	57	1	58
Percent	94.8%	3.4%	98.3	1.7%	100.0%

Source: Field data (2005)

0 K, a v a r a MEMORIAL

c). Shared leadership and information

Table 4.4: Self organization in terms of Shared leadership and information

	Is there quality of self-organization in terms of shared leadership and information?				Total
	Yes	No	Total	Missing responses	
frequency	51	6	57	1	58
Percent	87.9%	10.3%	98.3%	1.7%	100.0%

Table 4.4 shows that 87.9% of the sample members and beneficiaries of the TDI projects have self-organization in terms of shared leadership and information. This indicates that the management of the CBOs other TDI groups is all-inclusive,

d) Decision making

Table 4.5: Self- organization in terms of Decision making

	Is there quality of self-organization in terms of decision-making?				Total
	No	Yes	Total	Missing responses	
Frequency	6	51	57	1	58
Percent	10.3%	87.9%	98.3%	1.7%	100.0%

Source: Field data (2005)

Table 4.5 shows that 87.9% of the groups and CBOs within the TDI have self-organization in terms of effective decision making system. This is in line with the results regarding shared leadership and information featured in Table 4.4 above.

c) Effectiveness of conflict resolution

Table 4.6: Self organization in terms of effectiveness of conflict resolution


	Is there quality of self-organization in terms of Effectiveness of conflict resolution?		
	No	Yes	Total
Frequency	11	47	58
percent	19.0%	81.0%	100.0%
Source: Field Data (2005)			

Table 4.6 shows that 81.0% of the sample respondents have self-organization in terms of effective conflict resolution within their groups and CBOs under TDI. This is attributed to the decision making approach, and shared of leadership and information as highlighted in Table 4.4 above.

4.2.3: Financial transparency and accountability

The indicators for financial transparency and accountability within the CBOs and groups under TDI were presence of a bank account, basic bookkeeping, and availability of report to members on regular basis.

Figure 4.1: Financial transparency and accountability



Source: Field data (2005)

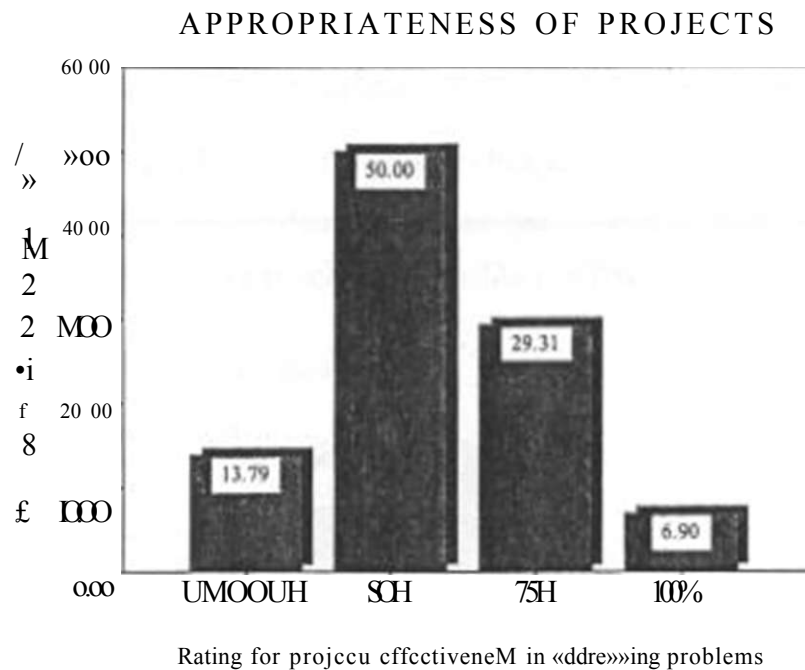
Figure 4.1 shows the distribution regarding the issue of transparency across the groups based on the three indicators. 32.7% of the groups have bank accounts, 31.3% practice basic bookkeeping, and 36.0% avail reports to members and partners on regular basis.

4.2.4 Appropriateness and effectiveness of projects in addressing the original problem they intended to solve.

The study purposively wanted to determine whether the projects and the CBOs under the TDI are really solving the problems they were initially meant to, during formation. This was achieved by asking the members and the beneficiaries to rate the effectiveness using the quarterly percentile measures of 25%, 50%, 75% and 100%.

Figure 4.2 shows that 13.79% rated effectiveness at 'Less than 25%', 50% rated the effectiveness at '50%', 29.31% rated effectiveness at '75%' while the remaining 6.90% rated the effectiveness at '100%'. This shows that most of the projects and CBOs under the TDI are yet still to achieve their primary objectives.

Figure 4.2: Effectiveness and appropriateness of the projects in addressing problems within the Takaba community.

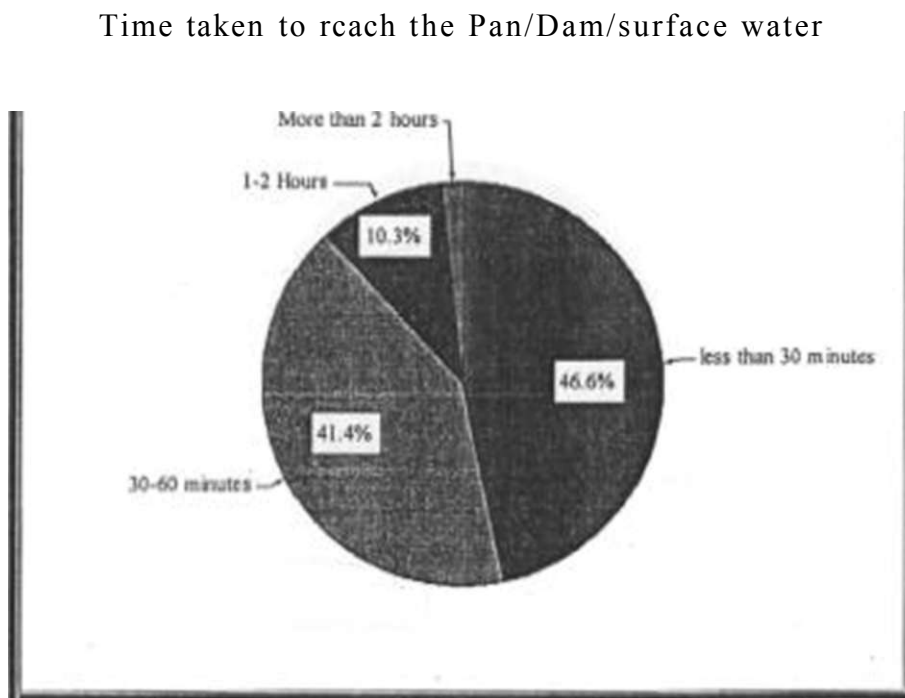


Source: Field data (2005)

4.2.5: Water problems within Takaba Division

The study established that all the respondents obtain water for use from the surface water dams (pans). The researcher wanted to establish the distance to the nearest dam, the time taken to get there, and whose care they are under. **Figure 4.3** shows that 46.6% of the members and beneficiaries take less than 30 minutes to reach the pan/dam. 41.4% take between 30 and 60 minutes to reach the nearest pan/dam. 10.3% take between one and two hours to get to the nearest pan/dam. The figure further shows that 1.7% of the residents take more than two hours to reach the nearest pan/dam. This is empirical to the results of **Table 4.7** where 91.4% of the population is within a five Kilometer radius. Thus a relationship was established between the distance covered and the time taken (Chi-square = 61.989, d.f-9, P-value < 0.05).

Figure 4.3: Time taken to reach the surface water (Pan/dam)



Source: Field data (2005)

Table 4.7: Distance to the nearest Pan/dam

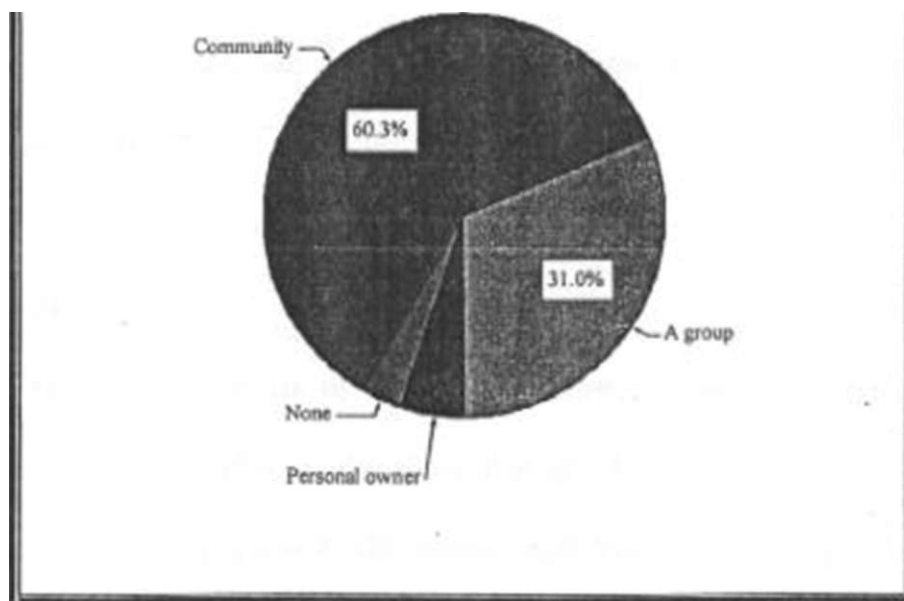
j		Frequency	Percent	Cumulative Percent
1	Less than 1 KM	13	22.4%	22.4%
1	1-2 KM	21	36.2%	58.6%
	3-5 KM	19	32.8%	91.4%
	Over 5 KM	5	8.6%	100.0%
	Total	58	100.0%	

Source: Field data (2005)

Figure 4.4 below shows that 60.3% of the water sources in Takaba division are cared for by the community, and 31.0% by the CBOs/Groups. The remaining 8.7% are either privately owned or have no one to take care of them.

Figure 4.4: Responsibility to care of the existing water sources

CARE FOR THE EXISTING WATER SOURCES



Source: Field data (2005)

4.2.6 Nature of support from MEDS/TDI

The researcher intended to establish the nature of MEDS/TDI* support across various locations within Takaba division.

Table 4.8: Nature of support from Meds/TDI

	Frequency	Percent
Appropriate and timely	30	51.7%
Inadequate	17	29.3%
Imposed by Meds staff	10	17.2%
Total	57	98.3%
Missing responses	1	1.7%
Total	58	100.0%

Source: Field data (2005)

Table 4.8 shows that the support from Meds/TDI is appropriate and timely (51.7%). 29.3% of the sample respondents cited inadequate support from the Meds/TDI. According to 17.2% of the sample members and beneficiaries, the support was just imposed by Meds staff.

4.2.7 Meds/TDI activities

The multiple responses analysis of Table 4.9 below shows the major activities that Meds/TDI is engaged in. The results show that all the projects engage in education-related activities, 86% engage in health-related activities, 26.3% engage in Agriculture and livestock - related activities, 91.2% provide water, 10.5% engage in forestry-related activities while the remaining 1.8% engages in other activities.

Table 4.9: Multiple response analysis of Mcds/TDI

	Pet of Cases
Act ivi ty-Educat ion	100.0%
Activity-Health	86.0%
Activity-Agriculture livestock	26.3%
Activity-Water	91.2%
Act:vity-Forestry	10.5%
Activity-Others	1.8%

1 missing CAMS/ 5? valid cases

Source: Piald d*t« (2001)

Table 4.10 below shows that 12.1% of the groups are working with women, 8.6% with the youth, 3.4% with the children, 8.6% with men, 10.3% with special groups, and 94.8% works with the entire community.

Table 4.10: Category of people working with Meds

Dichotomy label	Pet of Reoponse	Pet of Cases
Work with women	8.8%	12.1%
Work with youth	6.3%	8.6%
Work with Children	2.5%	3.4%
Work with men	6.3%	8.6%
Work with Special groups	7.5%	10.3%
Works with the community	68.8%	94.8%
	Total responses	100.0%

0 missing cases; 58 valid cases

Source: Field data (2005)

4.2.8 The most neglected categories of peoples across locations in Takaba Division

Table 4.11: The most neglected categories across the locations in Takaba

<u>Dichotomy label</u>		Pet of	Pet of
Neglected-The aged	17	27,.0%	35 .4%
Neglected-Women	4	6..3%	8 .3%
Neglected-Children	7	11..1%	14 .6%
Neglected-Disabled	16	25 .4%	33 .3%
Neglected-Others (minority)	19	30 .2%	39 .6%
Total responses	63	100..0%	

10 Biasing cases; 48 valid cases

Source: Field data (2005)

Table 4.11 shows that the aged and the minority are the most neglected people across the locations in Takaba Division at 35.4% and 39.6% respectively. There is also neglect of the disabled at a significantly high value of 33.3%. This shows that the groups are giving most of their attention to women and children leaving out the aged, the minority and the disabled.

4.2.9: Development projects supported in Takaba division by Meds/TDI

Table 4.12: Development projects supported

<u>Dichotomy label</u>	<u>Pet of Count</u>	<u>Pet of Responses</u>	<u>Pet of Cases</u>
Supported-Schools	56	39.2%	96.6%
Supported-Hospitals	27	18.9%	46.6%
Supported-Pan and Dams	52	36.4%	89.7%
Supported-Others	8	5.6%	13.8%
Total responses	143	100.0%	

0 missing cases. 143 valid cases Source Field data (2003)

The multiple response analysis of Table 4.12 shows that 96.6% of the schools have benefited from the Meds/TDI initiative, 46.6% of the health centres have benefited from the Meds/TDI initiative, 89.7% of the pans and dams have benefited from the Meds/TDI initiative, and 13.8% account for the support for other projects. This shows that most of the Meds/TDI projects are geared towards the support of education, health and water services.

4.2.10: Serious problems not covered in the development initiatives

Table 4.13: serious problems not covered in the development initiatives

<u>Dichotomy label</u>	<u>Count</u>	<u>Pet of Responses</u>	<u>Pet of Cases</u>
Serious problem not covered-water	11	9.1%	19.0%
Serious problem not covered-Health HIV/AIDS	29	24.0%	50.0%
Serious problem not covered-Education	6	5.0%	10.1%
Serious problem not covered-Roads	40	33.1%	69.0%
Serious problem not covered-Telecommunication	25	20.7%	43.1%
Serious problem not covered-Drugs	10		17.2%
Total responses	121	100.0%	

0 missing cases. 121 valid cases

Source Field data (2003)

Table 4.13 shows that HIV/AIDS awareness and rehabilitation of roads are the two serious problems that are not addressed by the development initiatives of the CBOs/Groups within the TDI.

4:5. PROGRAMME EFFECTS & CHALLENGES

Information from various respondents appreciated the nature of trainings Meds/TDI has offered to the community, which enabled them to not only enhance the programme ownership but also improved the way things are done. Sector frequently mentioned included digging quality dams / pans and improved management system of these dams. Improvement was not only cited among those who achieved various skills and trainings but had a multiplier effect in all the development area where individual community members who were not directly trained continue coming up with good managed pans.

Dams maintenance in the area was mentioned to have improved following the trainings received which was evident by continuous de-silting of the pans and minimizing the use of pans whose water levels had gone down. The idea of having the maximum number of water dams / pans in Takaba division is being the only resort to ensure the availability of water. All attempts of finding a permanent source of water in the area seems to have failed and gave Negative results.

Therefore, scarcity of water is a phenomena still experienced in the area if only a single raining season fails. This sometimes leads to conflict between wildlife and people at few water points where injuries were reported in some cases.

The other side effects registered include environmental degradation as soil structure is interfered with. Unless there is an urgent forestation programme next to the compound of these Dams/pans their existence would bear a far-reaching effects (negative) on the environment. According to the nurse in-charge of Takaba health center, Malaria is among the top diseases putting human life at risk because pans are healthy breeding points for mosquitoes. Diarrhea diseases were also reported as the third common disease in the area. Its occurrences were related to the fact that some people are drinking contaminated water with little or no effort to boil it.

TDI's intervention has had a positive effect in the sector of education in Takaba. The number of Primary school increased from four in 1998 to six schools by 2005. The sixth school being Duduble primary school, the only location that lacked a school, was under

construction at the time of this study. Other positive effects include reduced distance to schools.

Before the intervention, the distance to reach school used to be 10-25 km. Today, the distance has been reduced to approximately 2-4 km. The presence of these schools was reported to have encouraged some families to settle and educate their children, thereby, lowering the dropout rate in the area. Temporary structures in the schools were said to have been improved to permanent buildings while some of the schools, Takaba primary school, overhauled to provide better physical look conducive for learning.

In Takaba secondary school, all the physical structures were renovated and others rehabilitated. It was recorded that water tanks had also been constructed in each of the schools to provide the children and the teachers with clean water and at the same time save time that was initially spent on fetching water for preparation of schools meals. Although the enrolment of girls is still low as compared to other districts in Kenya, at least there is improvement in girl's enrollment from 241 in 1998 to nearly 400 in 2002.

Most of the projects initiated by groups have had some form of benefits to the members, which varied from access to free water for both livestock and domestic use to receiving dividends. Most of the respondents offered job opportunities for the members and the community at large for income. However, there were some women groups who ventured into textile business but failed due to the effect of stiff competition and others just vanished after receiving fund due to mismanagement, leadership wrangles and conflict that jeopardized the existence of the groups.

The population of Takaba grew from 12,000 to 21,000 because of the influx of returnees from Ethiopia. This has direct impact on the already meager resources like water in Takaba.

Lessons learnt

Water stills remains the highest concern of the community in Takaba.

MEDS and AAK both command respect in the area, as they are the only organizations working with the community in trying to address their needs.

The importance of Teamwork. Through the effort of the groups many achievements have been made ranging from the social, Economic and even human development which could not have been achieved while working alone or by one group. Most of these achievements have been through these groups coming together to form an umbrella group (TACIP), this make easier mobilizing the whole community.

Legal Identity. Almost all the CBOs and groups are registered with the ministry of culture and social services. They are also registered with TACIP, the umbrella body of the groups. This gives the groups confidence as they carry out their activities since there is no threat of victimization

The trainings and empowerment processes that these groups have gone through have helped to instill a strong Sense of ownership.

The community can look for solutions to their problems through mobilization of the locally available resources.

Even though only one incident reported, there emerged some makeshift groups just to access funds.

The rising numbers of pans are posing a great threat to the environment.

All efforts for a permanent source of water in the area gave negative results. There is a general rise in school enrolments in the area.

Underground - water Tanks are becoming an effective coping mechanism for Takaba residents as a long-term solution to water problem is still unachieved hope.

Conclusion

The study findings indicate that TDI is consistent in targeting and accessibility of services and empowerment to the needy. The programme's beneficiaries include women and children who are the marginalized groups targeted by TDI.

Overall, there is coherence in implementation of TDI activities Vis - a - vie its original plans. This study concludes that the programme has met over 50% of what it set out to do so as stated in its three year strategic plan.

TDI's intervention in water, Education and health are relevant and appropriate given the harsh condition in the project area. There is relevance and appropriateness in the original project design in the light of implementation experiences and the reality on the ground.

TDI has taken various capacity building initiatives. It has provided relevant training to groups and beneficiary communities. Management of groups and resources has improved as a result of new skills acquired.

The formation of TACIP is a sustainability measure to ensure programme sustainability after the donor withdrawal. This is an appropriate and effective measure to reduce the high level of dependency in the groups.

POLICY RECOMMENDATIONS:

1 - Protection of the environment.

The negative and cumulative interaction between poverty and environment that gives rise to the vicious circle must be broken, and reversed by making poverty alleviation and protection of the environment mutually supportive. This requires substantial investment in afforestation and related measures whose returns accrue only over the long term. The increasing number of Pans /Dams needs to be checked and controlled whose costs are immediate if not addressed now.

There is also need to promote use of energy saving cooking facilities to minimize further destruction of an already fragile environment.

2 - As regards the role of women in poverty alleviation

There is now growing appreciation for their central role in economic development. Women often account for the bulk of food production, livestock rearing and are real architects of the household food security and welfare. It should therefore be recognized that if we are truly determined to overcome poverty, the substantial strengthening of the economic role of the women is a pre-condition. Hence, the following aspects require particular attention: -

(I) A deeper recognition of women's productive role accompanied by a strong voice for poor rural women in the community decision-making and appreciating their contributions in shaping development endeavors.

(ii) Interest-free credit funds for women groups to ensure they benefit fully.

(ii) Focused functional literacy and trainings.

3 - There is need to provide a mobile health facility to reach majority of the residents who do not have immediate access to a health facility. Mobile clinic facilities are suitable for nomadic populations such as the one of Takaba and are also cheap in terms of initial investment.

4 - Food security at community level should be encouraged to ensure sufficiency. Initiation of seed breeds suitable in harsh climatic conditions coupled with support services in extension, education and inputs will be the first and crucial step toward this goal.

5 - Livestock farmers require focus and encouragement through training to initiate market groups. This will help them in marketing of their animals and animal products and encourage better animal husbandry commensurate with commercialization. This will ensure that farmers become economically independent hence able to provide the basic needs of their families including education, health, clothing and food.

6 - Poverty alleviation programmes and projects need to be realistic and it is often naive to aim at large-scale participatory projects. Projects to ease poverty must start with activities well within the capacity of the community accompanied by supportive activities especially education, trainings, and exposures. Only then will they be sustained and lead to large-scale projects.

BIBLIOGRAPHY

Abed, F.H (1987) "Scaling up in Bangladesh rural advancement committee" in readings in community participation: Washington, D.C: HDI. Ch: 17

Alamgir, Muhiudin (1989) "Participatory Development: The IFAD Experience" In line berry (cd.) 3 - 18.

Arunachalm, Jaya (1987) "Case study of National Union of working women - An Indian experiment". In readings in community participation: Washington, D.C: Edi. Ch. 3

Blunt, P. A nd WarTcn D.M (1996) " 1 ndigenous Organizations and Development" IT studies in indigenous Knowledge and Development: Intermediate Technology Publications LTD.

Brathon, Michael (1990) " NGOs In Africa: Can they influence public policy"? Development and change" Vol.21 pp. 81 - 118

Ccmcu, Michael (cd.) 1985 " Putting people First" New York. Oxford University Press.

Chen.et.al (1994) "Is poverty increasing in the Developing world?" Review of income and wculth scries 40, No.4

CIRDAP Development Digest (1998) " Reading the poor: The role of local level institutions in Bangladesh". Centre on integrated Rural Development for Asiu and Pacific. Issue 74.

Collier, P. and D. Lai (1980) "Poverty and Growth in Kenya" World Bank Staff paper NO. 389, World Bank. Washington, D.C.

Honadle, George and Jerry Vansant (1985) "Implementation for sustainability: Lessons from integrated rural Development". West Hartford: Kumarian Press.

Jessica, Vivian and Gladys Mascko (1994) "NGOs, Participation and Rural Development: Testing the assumptions with Evidence from Zimbabwe".

Kulundu et. al. (2000) " A review of Poverty and antipoverty initiatives in Kenya" Background Paper prepared for poverty, Education and Health (PEH) Project social sector division, Kenya Institute for Public Policy Research and Analysis (KIPPRA).

Mikkelsen, Britha (1995) "Methods for Development work and Research", New Delhi.

Mukui, J. T. (1993) " Kenya Poverty Profiles: 1982 - 1992", Prepared for the Ministry of Planning and National Development, Nairobi.

Mulwa, F. (1994) "Participatory evaluation in social development programme".

Mwabu et. al. (2000) ⁴⁴ Poverty in Kenya: Profiles and determinants" department of economics, University of Nairobi and Ministry of Finance and Planning, Mimco.

Paul, Samuel (1987) ⁴⁴ Community Participation in Development Projects, The World Bank experience". In Readings in Community Participation: Washington, D.C: EDI. Chapter 21.

Ravallion M. and G. Datt (1995) "Growth and Poverty in India" Poverty and Human Resouce Division, World Bank, Mimco.

Republic of Kenya (1995) "District focus for rural development" Government printer.

Republic of Kenya (1997) "National Development Plan: 1997 - 2001". Government Printer.

Republic of Kenya (1997) "Mandera District Development Plan: 1997 - 2001".
Government Printer.

Republic of Kenya (1998) " First Report on poverty in Kenya" Vol. II & I. Government
Printer.

Republic of Kenya (2000) " Second Report on Poverty in Kenya" Vol. II & I.
Government Printer.

Salman, Lawrence (1987) " Listen to the people" New York. Oxford University Press.

Shorcy-Bryan, Norma (1987) "The process of facilitating community participation - The
WAND experience". In readings in community participation. Washington, D.C Hdi.Ch. 6

Uphoff, Norman (1987) "Approaches to community participation in Agriculture and
Rural Development". In Readings in community participation. Washington, D.C: Edi.
Ch.16

Women and Development Unit (1987) " Planning for Women in rural development. St.
Michael, Barbados: University of the West Indies: Ch. III.

APPENDIX 1:

QUESTIONNAIRE

Section A: HEAD OF PROJECT

What is your age (tick appropriately)

1. - Bellow 20 years 2. » Between 21-30 year

3. " 31-40 year's 4. =Above40yrs

Education levels: -

->No formal education

-> Primary education

-> Secondary education

"> College

•o Other (specify)

3. What is your occupation (e g teacher, doctor)

4. What is your average monthly earning?

1 - less than 1000 2-1000-5000

3 = 5000 - 10.000 4 - above 10,000

5. How long have you been in the group (state years)

1 - less than 1 year 2 - 1 - 3 years 3 - 3 - 6 year

4 - more than 6 years

6. How many members are in the group

1 - less than 20 members 2 - 20-50 members

3 = 50 - 100 members 4 = above 1(X) members

7. In your opinion, since the start of the project, the living standards of the people have: -

1 " Improved 2 " Not improved at all

3 - Slightly improved 3 - Greatly improved

8. The start of this CBO has helped in raising poverty level of the local community

1 « Strongly agree 2 » Fairly agree

3 - Fairly disagree 4 - Strongly disagree

9. Is the group registered?

1 - Yes 2 - No

10. If yes, when was it registered (state year of registration)

11. What is the main activity of the project?

12. Do you feel these activities are important?

1 = Yes 2 " No

13. Who benefits from the group/project

1 - Whole community 2 - Member* only 3 - A group of individuals

14. To what extent are members involved in planning?

1 » All involved 2 - Few involved

3 - A select committee 4 = Not at all

15. How are benefits divided amongst the members*?

1 - Equally

2 - Level of shareholding

3 - When the members joined

4 - other (specify)

16. Does the group/project solicit funds from outside

1 = Yes

2 = No

17. If yes in 16 above, specify source

18. Since the start of the project, membership enrollment has

1 • Increased

2 - Decreased

SECTION A - GROUP MEMBERS AND OTHER BENEFICIARIES

When did you join this group (specify year)

1 " year

2 - Not member

2. Is there quality of self-organization in terms of?

a) Constitution drafted by members themselves

1 - Yes

2 - No

b) Regularity of elections

1 - Yes

2 - No

c) Shared leadership and information

1 - Yes

2 - No

d) Decision making

1 = Yes*

2 = No

e) Effectiveness of conflict resolution

1 - Yes

2 - No

1. Is there financial transparency in terms of:

a) Bank account

1 - Yes

2 = No

b) Basic bookkeeping

1 - Yes

2 = No

c) Reports to members/partner*

1 - Yes

2 - No

4. Do you think the project is relevant to the community?

1 = Yes

2 = No

5. How do you rate the project in terms of effectiveness and appropriateness in addressing the problems originally intended to be addressed by the group?

1 - Less than 25%

2 - 50%

3 - 75 %

4 - 100%

6. In your opinion, the intervention of the group has an impact on the community

1 = Yes

2 = No

7. If yes, what are the impacts

8. What are the challenges facing the group

9. What improvements would you suggest for the group's sustainability

SECTION U

10. What is the main source of water in your locality?

1 = Piped water

2 - Bore hole

3 - River/stream

4 - Surface water (Pan/Dam)

11. How long does it take you to reach your water source?

1 - Less than 30 minutes

2 » 30 - 60 minutes

3 " One to two hours

4 - More than two hours

12. How far is the disunce to the Mater souice?

1 = Less than 1 KM

2 - 1-2 KM

3 - 3 - 5 KM

4 = Over 5 KM

13. Who take* care of these water sources?

1 - GOK

2 - Community

3 - A group

4 - Personal owner

5 - none

14. No. Of Pans/dams in the location

1 " none

2 = 1-3 Pans

3 = More than three

15. No. Of Panx/Danu/Tank\$ initiated or de-tilted by Mcdi/TDI in your locality

(a) Initiated

(b) De-tilted" repaired

Pans

Dams

Water tank

16. McdvTDI's support In the location it

1 - Appropriate and umely

2 - Inadequate

3 = Imposed by meds staff

SECTION C

17. Do you know Meds / TDI

1 - Y e s

2 - N o

18. What axe their activities?

They arc involved in

1 - Education

2-Health

3 = Agriculture / Livestock

•1 - Water

5 - Roads

6 - Forestry

7 - others (specify)

8 - don't know

19. Whom do they work with?

1 - Women

2 = Youth

3 - Children

4 - Men

5 • Special group

6 - The community

20. Do you think some people have been left out?

1 - Yes

2 - No

21. Who are the most neglected group in your location?

1 = The aged

2 - Women

3 « Men

4 - Children

5 - Disabled

6 - Other* (specify)

22. Do you think the work they (Meds/TDI) do is important

1 - Yes

2 - No

23. Do you think their activities should continue

1= Yes

2 - No

24. What development projects Vletli/TDI has supported in your community

1 - School

2 - Hospital

3 - Pan/Dam

4 - others

5 - none

25. What two most serious problems in this area do you think have not been covered in the development initiatives

- Water
- Health (HIV-Aids awareness)
- EducaUons
- Roads
- Telecommunication
- Drugs and immorality

26 • Why are these problems not addressed?

- No government assistance
- No NGO assistance
- Lack of committed leaders
- All above

27. Who in your opinion should develop the location?

1. Government
2. NGOs
3. Religious Leaders
5. The Community
6. Others

28. Who, in your opinion, is the most effective partner for development?

- NGO's
- GOK
- Religious leaders
- Elders
- Community

29. In your opinion which development projects would you like to be introduced?

D • EDUCATION

School enrolment

NAME OF SCHOOL	1998		1999		2000		2001		2002	
	D	G	B	G	B	G	B	G	B	G
1. Takaba Sec. School										
2. Takaba Central Pri. School										
3. Wangai Dahan Pri School										
4. Darwett Pri. School										
5. Dirkuro Pri. School										
6. Duduble Pn. School										

B Support received by the school from TDI/Meds

Renovations_

Textbooks

Trainings

Others support!

C

How long have you been collaborating with TDI/MeJi

What areas do you work with TDI/Meds

In your opinion what are the strength and weakness of TDI programme

Strength.

Weakness.

TDI is of great relevance to live community

1 - Strongly agree

2 - Agree

3 - Disagree

4 - Strongly disagree

What improvement would you suggest for the programme

UNIVERSITY OF NAIROBI
EAST AFRICANA COLLECTION