

**INSTITUTIONAL INVOLVEMENT IN POVERTY ERADICATION: THE CASE OF  
TESO DISTRICT, KENYA**

**BY**

**OLIMA MURUNGA B.**

**REG. L42/P/8542/03**

**A RESEARCH PROJECT SUBMITTED IN PARTIAL FULFILMENT FOR THE  
AWARD OF POST GRADUATE DIPLOMA IN PROJECT PLANNING  
MANAGEMENT, UNIVERSITY OF NAIROBI**

**2005**

## DECLARATION

This research project is my original work and has not been presented for any  
Postgraduate Diploma in any University



\_\_\_\_\_  
Olima Murunga B.  
REG. NO. L41/P/8542/03

Date: 2005 1<sup>st</sup> NOVEMBER

This research project has been submitted for examination with my approval as  
the University supervisor



\_\_\_\_\_  
Mr. D. Bulinda  
Faculty of External Studies  
University of Nairobi

Date: 01/11/05

## TABLE OF CONTENT

<b>DECLARATION</b> .....	<b>ii</b>
<b>TABLE OF CONTENT</b> .....	<b>iii</b>
<b>ACKNOWLEDGEMENT</b> .....	<b>v</b>
<b>DEDICATION</b> .....	<b>vi</b>
<b>ABSTRACT</b> .....	<b>vii</b>
<b>CHAPTER ONE</b> .....	<b>1</b>
<b>1.0 INTRODUCTION</b> .....	<b>1</b>
<b>1.1 BACKGROUND TO THE PROBLEM</b> .....	<b>1</b>
1.2 Statement of the Research Problem.....	3
1.3 Purpose of the study.....	3
1.4 Objectives of the Research Study .....	3
1.5 Research Questions .....	4
1.6 Significance of the Research Study .....	4
1.7 Limitation of the Study .....	5
1.8 Delimitations of the Study .....	5
1.9 Basic Assumptions.....	5
1.10 Organization of the study .....	5
<b>CHAPTER TWO</b> .....	<b>7</b>
<b>2.0 LITERATURE REVIEW</b> .....	<b>7</b>
2.1 Conceptualizing poverty .....	7
2.2 Distribution of Magnitude of Poverty.....	9
2.3 Poverty Alleviation mechanisms.....	11
2.4 Poverty Eradication.....	14
2.5 Institutions and Poverty.....	15
2.6 Theoretical Framework.....	16
2.6.1 Basic Needs Approach and Rural Development .....	16
2.6.2 Human Development Approach .....	16
<b>CHAPTER THREE</b> .....	<b>18</b>

<b>3.0 RESEARCH METHODOLOGY .....</b>	<b>18</b>
3.1 Research Design .....	18
3.2 Target Population .....	18
3.3 Sample and Sampling Procedures .....	18
3.4 Research Instrument.....	19
3.4.1 Instrument Validity.....	19
3.4.2 Instrument Reliability.....	19
3.5 Data Collection/ Procedures .....	20
3.6 Data Analysis Techniques .....	21
<b>CHAPTER FOUR .....</b>	<b>22</b>
<b>4.0 DATA PRESENTATION AND ANALYSIS.....</b>	<b>22</b>
4.1 Introduction .....	22
4.2 Background information on Respondents.....	22
4.3 Institution involvement in poverty Eradication .....	26
4.4 Institutional engagement in poverty eradication.....	29
4.5 Groups targeted by institutions in their poverty interventions .....	29
4.6 Do institutions, organizations involved in poverty eradication have partnership arrangements with other institutions or organizations?.....	30
4.7 Problems faced by institutions in eradication of poverty. ....	31
4.8 Poverty eradication institutions mechanism(s) .....	32
<b>CHAPTER FIVE .....</b>	<b>35</b>
5.0 Summary conclusion and recommendations .....	35
5.1 Summary of study findings .....	35
5.2 Conclusion.....	36
5.3 Recommendation and suggestion for further research .....	36
<b>REFERENCES.....</b>	<b>37</b>
<b>QUESTIONNAIRE .....</b>	<b>39</b>
<b>LETTER OF INTRODUCTION .....</b>	<b>44</b>
<b>WORK PLAN .....</b>	<b>45</b>
<b>FINANCIAL BUDGET .....</b>	<b>45</b>

## **ACKNOWLEDGEMENT**

I acknowledge the sovereignty of God whom I serve and adore for his power and blessings and great providence in this research work.

I feel very much indebted to Mr. Dismus Bulinda whose supervisory, guidance, constant correction and constant remind, saw me perfect this research work.

I also convey my sincere appreciation to the members of my family who consistently provided both moral and financial support that enabled me to complete this research work, in this connection I cannot forget the love, kindness, patience and constant tolerance from my wife Janet, my children Abraham and Silas who constantly prayed for the success of this work.

Great regards to Agness, Aggrey and Bens for their 'ready-to-work inspiration and the tremendous inputs in this research work.

Lastly, to all my beloved brethren in the Body of Christ who God has given the ability to recognize the end time message for their unceasing prayers

\* May God Bless you All\*

## **DEDICATION**

To my late parents Joseph Olima and Rebekka Ikarede for their unconditional love in my tender age.

I also dedicate this work to my beloved sister Beatrice Amentono for her motherly support and encouragement since the demise of my mother when I was four years old.

May God reward you richly.

## **ABSTRACT**

This study is about institutional involvement in poverty eradication. The objectives of the study were to investigate and establish the major institutions involved in poverty eradication activities in Teso District. To identify the institutional poverty eradication intervention mechanisms and to establish the problems that hinders the institutions activities.

The data was collected using both primary and secondary sources. Primary data was collected using structured questionnaires. A study sample included a total of 90 respondents who were interviewed using the questionnaire. The secondary data was collected from publications, journals, books, unpublished papers and poverty reports from relevant development plans World Bank reports UNDP among others the data was analyzed using statistical package for social science (SPSS). The research findings revealed that a wide range of institutions are involved in poverty eradication efforts. The involved institutions also employ a variety of interventions to address poverty. The study findings also show that institutions face a number of problems that hinder them from achieving their poverty eradication goals. The main problems include limited financials, high poverty in the area, lack of coordination among institutions, poor poverty eradication policies among others.

The study recommends that further research on a wide scale is needed to investigate the role of institutions such as donor community, the church in poverty eradication. There is need for a appropriate institutions. Poverty eradication policies to be revisited and need for adequate implementation of appropriate poverty eradication policies. The source of additional resources directed to institutions towards poverty eradication need to be further investigated to minimize the problem of limited resource that the institutions are faces with.

## **CHAPTER ONE**

### **1.0 INTRODUCTION**

#### **1.1 BACKGROUND TO THE PROBLEM**

Poverty eradication is hardly new theme in the global development agenda. It is important to note that it has received attention over ten years but with interested success. It was most prominent in the 1970s a decade marked by new theoretical rights and innovative programmes such as rural development. In mid 1980 focus shift to structural adjustment programmes. State intervention was believed to have the poor and benefited the rich. The current thinking of poverty eradication can be traced to adjustment with a human face, World pert report 1990, UNDP report 1990 In Kenya National Development Plans have, through the years, noted with concern that incidences of poverty are a national challenge and a growing threat to those struggling to get out of poverty and those who may have managed to keep it at bay. Studies on various dimensions of poverty suggest that currently, over 50 percent of the Kenyan population live in poverty (Kenya 1999a; Kenya 1997a PPA 1996; PPA 1997; Kenya 1999b; Kenya 1998; HDRI 1999). This poverty is portrayed as multidimensional and diversely distributed between genders and within geographical areas and economic sectors (Ayako & Katumanga 1997; Kenya 1999a). It is further observed that while poverty was identified soon after independence way back in 1963 as a major challenge to national development, alongside ignorance and disease, initial efforts centered on economic growth with an assumed trickle-down effect. However, the various interventions that were hence put in place failed to bring an end to poverty and its manifestations. Instead, the poor continued to grow in numbers and without being appropriately identified. One of the main constraining factors has been the inability of various policies and programs to make a difference to the lives of poor people, a failure that has been attributed to make a difference to the lives of poor people, a failure that has been attributed to the elusive nature of poverty and a subsequent use of inappropriate policies.



Poverty Eradication and its eventual elimination are central objectives of development. However, there is doubt about how this objective can be achieved in practice. From the 1990s to date, poverty remains a pervasive problem in many developing countries. Growth programmes aimed at transferring resources to the poor have focused attention on the limitation of government and official aid agencies in reducing poverty. In the 1980s this led to a growing interest in the potential of other institutions to alleviate poverty.

Poverty alleviation in Kenya has been a major challenge since independence where in addition to elimination of ignorance and disease, poverty alleviation was identified as a major policy objective. A policy on poverty Eradication was first stated in Sessional Paper No. 10 of 1965 on "African Socialism and its Application to Planning in Kenya". Subsequent National Development Plans, Sessional Papers and Presidential Commissions among others have attempted to address the concern of poverty alleviation.

Available data, however, points, to a rapidly deteriorating poverty situation in the country especially in the last two decades. Collier and Lal (1982) show that by 1980 about 4.2 million Kenyans (29.4%) out of a total population of 14.3 million were living below the poverty line, (Kshs.2000 per annum for rural households and Ksh2150 per annum for urban households). A World Bank survey carried out in 1994 shows that the number of people below the poverty line had sharply increased so that about 46% of the urban population (9million) and about 30% of the rural population (1.25 million) were below the poverty line of US\$ 370 per annum (World Bank, 1994). In the UNDP report of 1994 the situation was even worse. The report estimated that 52 percent of the country's total population of 25 million lived in absolute poverty. Mukui (1994) also found that both the incidence and the depth of poverty had deteriorated between 1982 and 1992 from 31% to 47%. The UNDP report of 2002 indicates that the level of absolute poverty in Kenya increased from 44% in 1992 to 52% in 1997. In spite of recognition that poverty is a key development challenge, there has been little success in

poverty eradication as these figures show. It is therefore in order to mobilize and direct resources for the realization in eradication in poverty it is important to identify appropriate institutions to effectively utilize the scarce resources available. The study attempted to fill this gap in literature within the geographical coverage of Teso district.

### **1.2 Statement of the Research Problem**

In Kenya, poverty is recognized as a major threat to a very significant section of households especially because poverty affects about half of the population. Consequently, the overarching development goal has been to achieve a sustainable improvement in the standard of welfare for all Kenyans (Kenya, 2000). While the government has a particular responsibility for spearheading action, the involvement of other institutions is also critical in order to address the poverty problem. There has been little attempt at providing empirical data on institutions addressing poverty issues, the mechanisms and the problems they face. This research is an attempt to fill this research gap.

### **1.3 Purpose of the study**

The purpose of the study was to find out institutional involvement in poverty eradication efforts in Teso district. The study identified the institutions involved, their intervention efforts and the problems they face

### **1.4 Objectives of the Research Study**

The main objective of this study was to find out the institutional engagement in poverty eradication initiatives in Teso district, the study specific objectives was:

- i. To investigate and establish the major institutions involved in poverty eradication initiatives.
- ii. To identify the institutional poverty eradication intervention mechanisms.
- iii. To establish the problems that hinders the institutions' activities.'

### **1.5 Research Questions**

The principal research questions in this study were:

- i. Which institutions were involved in poverty eradication initiatives in Teso District?
- ii. What were the poverty eradication intervention mechanisms used by these institutions?
- iii. What problems hindered the institutions activities?

### **1.6 Significance of the Research Study**

This study contributed to existing literature and filled the gaps in our understanding of the key institutions involved in poverty related issues and their intervention mechanisms. In addition the study findings enhanced our understanding of the hindrances faced by these institutions in addressing poverty issues. There are various interventions that institutions resort to address poverty such interventions may include savings and credit scheme, health, education, agricultural, marketing and market access, water projects among others. The mechanism(s) used by various institutions involved in poverty eradication is worth scholarly attention. Therefore understanding these mechanisms and knowing the major institutions involved constitutes the answer in attempts to effectively address poverty problem. Studies identifying and documenting institutions involved in poverty eradication, their mechanism and problems are necessary and there is need to be systematically documenting them. A crucial gap in our understanding of poverty eradication initiatives is lack of serious studies that would identify institutions; give insights into their poverty eradication mechanisms and the constraints they face.

The second major significance of this study was it would inform national and local poverty eradication policies. The institutions would have insights in which policies and interventions should be implemented to effectively address poverty problems.

### **1.7 Limitation of the Study**

Poverty lacks a universal definition it posed a limitation to this study. The study was limited to a small sample due to financial constraints involved and it affected the sample size. Time was also be a limiting factor, a bigger sample would have been observed but this would inflate the cost of the study.

### **1.8 Delimitations of the Study**

The study would only be limited to institutional involvement in poverty eradication in Teso District. The study area comprised of Amagoro, Amukura, Angurai and Chakol which has a total population of 354.

### **1.9 Basic Assumptions**

This study assumed that after a successful completion, it helped to answer or respond to the research questions.

### **1.10 Organization of the study**

The proposal was organized in 3 chapters; - Chapter One was a presentation of introduction, statement of research problem, Purpose of the study, objectives of the study, research questions, significance of the research study, limitations of the study, delimitations of the study basic assumptions, and organization of the study.

Chapter Two was literature review that included conceptualizing poverty:- its magnitude and poverty alleviation mechanisms; Poverty eradication, institutions and poverty9 this followed by discussions on theoretical frameworks. That include basic need approach and rural development and human development approach.

Chapter Three was Research methodology, that included:- Research design, target population, sampling techniques and procedures, research instruments instrument validity, instrument reliability, data procedures, data collection methods and data analysis techniques were discussed.

Chapter Four was respondent's socio-economic background, respondents perception on institutions, their living conditions, institutional involvement in poverty eradication are discussed and study findings presented. In addition the institution target groups, institutional partnership in poverty eradication, institutional poverty eradication mechanisms and the problems they face are discussed.

Chapter Five was summary of the research findings, conclusion and recommendation of the study.

## CHAPTER TWO

### 2.0 LITERATURE REVIEW

#### 2.1 Conceptualizing poverty

According to the World Development Report, poverty is pronounced deprivation in well-being and this is often more than being hungry, lacking shelter and clothing, being sick and not cared for, or being illiterate and not schooled. It is also about vulnerability to adverse events beyond one's control, being treated badly by institutions of state and society, and being voiceless and powerless (World Bank 2000, p 15).

Similarly, much of the literature and Kenya's own policy documents present poverty as multi-dimensional in nature. According to Poverty Eradication Strategy Paper (PRSP), poverty includes 'inadequacy of incomes and deprivation of basic needs and rights, and lack of access to productive assets as well as social infrastructure and markets' (Kenya 2001, p11). The poor are therefore seen as those people who cannot afford basic food and non-food items. In money terms, absolute poverty in Kenya is pegged at Kshs 1,239 per person per month in the rural and Kshs. 2,648 per person per month for the urban areas of the country (Kenya 1997a). Therefore, some of the characteristics of the poor in Kenya include having large families, being engaged in subsistence farming, and -lack of a source of income. In addition, the poor devote a higher proportion of their incomes to the purchase of food, they have limited access to health facilities and formal education, they lack access to clean water and safe sanitation, they have low agricultural productivity, and they lack access to household amenities (Kenya, WMS 1994).

It is, however, rightly acknowledged that people define, view and experience poverty in different ways. In the PRSP participatory poverty assessment workshops, most participants defined poverty as 'the inability to meet basic needs'. They associated poverty with deprivations including lack of land, unemployment, inability to feed oneself and family, lack of proper housing, poor health and inability to educate children and pay medical bills (Kenya 2001, p.1 1).

Nevertheless, women are perceived as more vulnerable to poverty than their male counterparts, due to inequitable access to the means of production, limited access to economic goods and services and low participation in remunerative employment. For instance, 69 percent of the active female population in Kenya work as subsistence farmers as compared to only 43 percent among the males.

furthermore, only 25 percent of the adult women population are engaged in formal employment as compared to over 40 percent among their male counterparts (Kenya 2001,

p. 16).And, according to a 1994 Kenya Poverty Assessment Survey, 44 percent of the female-headed households categorized themselves as poor, compared to about 20 percent among male-headed households (Kariuki & King'oo 1998, p. 46).

Poverty is also presented as a seasonal phenomenon (Kenya 1999a, p.12). For instance, in the rural areas, lean food periods also coincide with limited job opportunities and slacked social support. And in the urban areas, the mid-month is a period of scarcity for salaried workers and this too affects traders, and especially those engaged in petty businesses.

However, the 1997 Second Participatory Poverty Assessment Study revealed that perception of poverty among Kenyans vary with their immediate conditions. These perceptions generally relate to inability to sustain to oneself arising from a failure to the generate income or take advantage of existing opportunities. The poor are therefore characterised by lack of jobs security, few assets if any, limited or no access to health and education facilities, inability to plan their lives, and large families, many

Of whom became beggars in urban areas (Kenya 1997b, p.15). As such, the poor include the landless, people with disabilities, female headed households, headed by people without formal education, pastoralists in drought prone districts, unskilled and semi-skilled casual labourers, AIDS orphans, street families and children including beggars, subsistence farmers, urban slum dwellers, and unemployed youth.

Bahemuka et al (1998) have, however, argued that attempts to conceptualize and measure poverty have lacked consensus due to the magnitude and complexity of poverty as a concept and the diversity in strategies aimed at poverty alleviation. They further argue that the Kenya, poverty alleviation efforts have been geared towards improvement in people's-material well-being, an approach that is considered ineffective in situation where the poor already accept their condition as given (cf Lewis 1951; 1959). However, no matter the conceptual complexities, poverty is intertwined in people's lifestyles to the extent that you have to live it to know it. However, it seems that actual solutions to poverty alleviation lie with the poor themselves and success in the eradication of poor people or any other measures targeting poverty alleviation will depend on how well such interventions approximate the needs of the -poor. Currently various institutions are engaged in poverty alleviation interventions and examining those interventions is critical in poverty Eradication.

## **2.2 Distribution of Magnitude of Poverty**

According to the 1997 Welfare Monitoring Survey (WMS II), over 2.5 million households in Kenya live below the poverty line and this translates to about 13.5 million people. In other words, almost one in every two Kenyans is poor and three quarters of them live in the rural areas of the county (Kenya 2001), In urban areas, the majority of the poor live in informal settlements which are characterised by inadequate or low quality services such as unclean water, limited access to quality schools and health facilities, and general unhygienic living conditions. In addition, most of the urban poor do not have a regular job or income and this results in their being caught in a vicious cycle.

Further analysis also suggests that poverty trends are dynamic. For example, in 1994 poverty was most prevalent in North Eastern Province (58%) followed by Eastern (57%) and Coast (55%) provinces while both Nyanza (42%) and Central (32%) provinces had the lowest incidences of poverty. However, by 1997, the Welfare monitoring Survey revealed that poverty had not only increased rapidly but its distribution had also



changed. Nyanza province recorded the highest prevalence live of 63 percent followed by Coast province with 62 percent.

In terms of occupation, incidences of poverty are most prevalent among farming communities and those engaged in the informal sector. Subsistence farmers (47%) have the highest proportions of poor people as compared to groups engaged within the public (16%) or private (31%) sectors. These disparities could be as a result of The fact that the agricultural sector is over taxed, poorly financed, under remunerated and subject to the vagaries of weather. Moreover, the information sector presents a considerable proposition of poor people because it is just as unpredictable a source of livelihood as rain-fed agriculture. On the other hand, only less than one fifth (16th) of the public sector employees fall among the poor largely because they are less vulnerable. Generally, their salaries are regular and no matter the scale, they tend to cushion such persons against most risks.

**Table 1: Incidences of Poverty among Kenya's Socio-economic Groups (1994)**

<b>Group</b>	<b>Share of total households</b>	<b>Incidence of poverty (%)</b>
Cash crop farmers	4.6	36
Food crop farmers	24.2	46
Subsistence farmers	17.7	47
Pastoralists	2.0	42
Public sector employees	8.4	16
Private sector employees	4.6	31
Informal sector	24.4	41

**Source: Ikiara 1999, p 306**

Generally, indicators of poverty tend to vary with differences in conception and this has continued to determine the type of interventions that governments and individuals put in place to avert or alleviate poverty and its off-shots. Nevertheless, most of the interventions have focused an income as a primary indicator of poverty, in contrast to the major shift towards the social conception of poverty (Ikiara 1999, p.301). The latter case draws from the argument that the best approach is one that looks at what available incomes can do, rather than the quantities of these incomes. Hence, in reaction to the rather narrow economic conception of poverty, current discussions now centre on quality of life rather than a mere access to resources and income levels in particular.

### **2.3 Poverty Alleviation mechanisms**

Poverty alleviation mechanisms are generally organised around several assumptions. In the 1960s, policies pursued by the Kenya government were based on the premise that economic growth would translate into poverty alleviation. As such, poverty alleviation

was seen as synonymous with raised incomes and these were perceived as a natural outcome of investment in industry, human resource development and improvement in export earnings. The major assumption here was that once the economy prospered, the benefits would trickle down to a) Kenyans and rid them of poverty, ignorance and disease. The driving force then was that the country could not re-distribute property because even with it, the poor will only be marginally better off while the rich will be so demoralized that force would have to be used' (Kenya, 1966, p.7).

Subsequent plans, however, noted that in spite of commendable growth in the economy, the expected trickled down had failed to take place. Instead, average incomes were still very low and poverty levels were on the increase. In response, government sought to re-distribute the benefits accruing from growth through the provision of basic needs such as free primary education and health care, with intentions of subsidising the poor. The aim was to shift the focus from the rich minority to the poor majority, guided by an emerging perspective that the Kenyan society could not prosper before all Kenyans were able to share in the benefits and costs of development (Kenya 1984, p. 38), However, in spite of these realisations and accompanying subsidies, subsequent years were found to be no better instead, it was realised that the poor were not drawing on these benefits, they were rising in numbers and yet, they could not be easily identified. Henceforth, poverty alleviation mechanisms shifted their mechanism to popular participation with the hope that this would mobilise the most needy members of the society while bringing their needs to the fore. To consolidate this further, government sought to decentralize and de-bureaucratise decision-making through the introduction of the District Focus for Rural Development Strategy (DFRD). The aim was to address regional disparities that were seen as delaying efforts towards poverty alleviation. It was argued that the only feasible way to reduce poverty was to assist the poor to become more productive' through an increase in opportunities for constructive participation (Kenya 1979, p 22).

While the DFRD approach may have succeeded in making the target population active, the structural adjustment programmes of the 1980s and subsequent globalisation of the national economy reversed the gains. In spite of this proponents of the market driven economy still hoped that the structural adjustment programmes would revamp the economy by mobilising domestic resources and enlarging opportunities for the majority of the people. However, the fact that poverty alleviation still pre-occupies policy level and academic discussions in Kenya suggests that poverty has become both elusive and diffuse.

According to the current Poverty Eradication Strategy Paper (PRSP 2001), poverty Eradication and economic growth are the two main challenges facing the country. In outlining both short and long term measures necessary to overcome these twin challenges, the PRSP argues that economic growth is no longer a sufficient condition for an Eradication in poverty. Instead, the paper put emphasis on the need to integrate sector-based priorities so as to ensure that they are consistent with spurring economic growth and poverty Eradication. The paper further argues that it will adopt a participatory approach with the primary aim of putting in place a people centred set of policies and priorities, alt geared towards achieving growth and a Eradication in poverty levels.

The above strategy is based on a new realisation on the part of government, that poverty is not just about being hungry and malnourished, lacking adequate shelter and housing or being illiterate. It is also about being exposed to ill treatment and being powerless in influencing key decisions that affect one's life (World Bank 2000; Kenya 2001). In other words, because their poor lack voice, power and representation, they become more vulnerable to ill health, illiteracy, unemployment disasters and violence. Accordingly, overcoming these vulnerabilities is central to poverty alleviation efforts and this involves 'facilitating sustained and rapid economic growth, improving governance and security, increasing the ability of the poor to raise their income levels, improving the quality of life of the poor, and improving equity and participation (Kenya 2001, p5).

Consequently, various sector-based policies and an enhanced macro-economic management are placed at the centre of efforts aimed at poverty Eradication.

According to current government policy, the pro-growth strategy will lay emphasis on a macro-economic framework that enlarges opportunities for the poor in marginal and vulnerable regions through resource re-distribution. In the agricultural sector, the strategy will focus on promoting poor people's access to markets through the provision of good infrastructure, access to credit and employment opportunities. (Kenya 2001, p 25).

The above literature indicate that government mechanisms in addressing poverty have not been successful therefore the need to identify other institutions poverty Eradication mechanisms.

#### **2.4 Poverty Eradication**

Poverty Eradication is hardly a new theme in development although the priority given to it has increased over the years (Green, 1986; Liptob, 1992). It was most prominent in the 1970s, a decade marked by new theoretical insights and by many innovative programmes on the ground such as the integrated rural development (Chancery et al 1974). In mid 1980s, the focus shifted to structural adjustment, alongside a new emphasis on markets. State intervention in markets was believed to have harmed the poor but beneficial to the rich. Social welfare was therefore seen as best left to communities themselves with NGQs playing an important intermediary role between local and international institutions (Lipton and Maxwell, 1992).

Towards the end of the decade, however, interest in adjustment with a human face stimulated programmes on the social dimensions of adjustment, which paved the way for renewed commitment to poverty Eradication (Cornia et al, 1987). It is important to note that current thinking on poverty Eradication can be traced from adjustment with a Human face (Cornia et al, 1987), through the World Development Report for 1990 (World Bank 1990) and the first Human Development Report 1990 (UNDP, 1990). The

UNDP report argues in favour of a combination of strategies designed to increase incomes and to provide the poor with the decent standard of living and potential to lead full and creative lives, through economic growth, targeted anti-poverty programmes and enhanced social expenditure. Both approaches are based on an implicit assumption that the state should provide an enabling policy environment for efficient production and equitable distribution.

## **2.5 Institutions and Poverty**

The growing presence and capacity of NGOs in all sectors of development “overtaking” African states in some instances due to the lessening capacity of the latter has put the two on a collision course (Ndegwa, 1993). As Fowler (1991) points out, NGOs activities that tend to overshadow the state are viewed as direct challenge to the “imperative of statehood”. On their part NGOs have exacerbated these concerns by penetrating areas that the state has been unable or unwilling to reach. According to Bratton, (1989) African governments have attempted to control NGOs through monitoring, coordination, co-optation or dissolution to undermine their capacity to empower the poor. The above literature shows that governments and the NGOs are viewed as development participants. Both the NGOs and the government’s activities are geared towards the improvement of people’s livelihoods. This study will be an attempt to identify if these institutions among others play a crucial role in addressing poverty in Teso district.

The above attributes have been confirmed in some of the literature that continues to make similar claims about the uniqueness of NGOs strategies (World Bank 1990). This viewpoint has however been challenged. A number of studies highlight what are seen as weaknesses in NGOs interventions. The problems pinpointed are that the management of NGOs interventions, inadequate replicability of particular interventions (Brown and Kortzen 1989). Both the government and other institutions intervention still seem not to positive results n peoples livelihoods and this may suggest why poverty levels remains

high in Teso district. This study therefore aims to examine the interventions various institutions use and the constraints they face.

## **2.6 Theoretical Framework**

There have been several approaches applied in analysing poverty Eradication. Among the various approaches are trickle down, basic needs and rural development, rights based approach and human development approach. This study will apply basic needs and human development approach. This is because the two approaches take into consideration the socio-economic and political dimensions of poverty

### **2.6.1 Basic Needs Approach and Rural Development**

The basic needs approach to development focuses on the provision of basic services such as food, water, shelter and healthcare. However, since the provision of such basic needs depends on budgetary outlays, which in turn are based on national economic growth, the approach did not overcome the economic biases (Bahemuka et al, 1998). The provision of basic needs was directed to the rural areas where the majority of the population and the poor live. The weakness of Basic Needs Approach is that it concentrates more on providing material goods and services to deprived groups rather than on enlarging human choices. Similarly welfare approaches took at human beings as beneficiaries rather than as agents of change or participants in the development process. Basic Needs Approach is applicable to this study because it comes closer to capturing the overall orientation this study since many people still need the basic needs provision for them to build their livelihoods capacities. Therefore there is need for involved institutions to engaged in sectoral activities mainly in the field of food and nutrition, water, health care and education among others.

### **2.6.2 Human Development Approach**

This approach is capable of explaining a number of issues relating to the poverty Eradication mechanisms. The term development is defined as “increasing human potentials and capabilities”. Development in this context is seen in such terms as

“greater understanding of social, economic and political processes. It needs to be mentioned that the notion of development focuses on both material and non-material aspects of human well being. It attaches importance on the realization of human potential or creation of capacity for development. Poverty measurements based on economic indicators alone have been biased because poverty has socio-cultural, economic, political and psychological dimensions, greater emphasis has been placed on its economic manifestations in the past.

The World Summit for Social Development (Copenhagen, 1995) reiterated that people should be at the centre of development; development should involve people. Human development is seen as a “process of enlarging people’s choices. It includes the expansion of human capabilities and access to opportunities, including those in the economic, social and political arenas, to be creative and productive. It enables people to enjoy self-respect, empowerment and a sense of belonging to a community” (UNDP, 1999:2).

The human development approach addresses socio-economic and political problems in the society. One intervention is increasing people’s capabilities through the provision of social services like water, education and healthcare (UNDP, 2002). This strengthens ownership and participation from beneficiaries. Another intervention focuses on sustainable livelihoods to provide not only basic services like education and health but also right to humanitarian assistance and the right to be heard (UNDP, 2002). Therefore, the major elements in the human development strategy are productivity, equity, sustainability and empowerment. Thus, people must be enabled to increase their productivity and to participate fully in the decisions and processes that shape their lives. People must have access to equal opportunities and access to opportunities must be guaranteed not only for present generations but also for future ones as well (UNDP, 1998). Therefore human development concept is much broader than the conventional theories of economic development.



## CHAPTER THREE

### 3.0 RESEARCH METHODOLOGY .

#### 3.1 Research Design

This research utilized descriptive and exploratory research design, an ex-post facto research design was found appropriate, as it was difficult to control some independent variables under investigation such variables included age, gender, academic performance and personal behaviour. Ex-post facto design was also recommended as the most suitable for education and social research, since problems in social and educational research do not lend themselves to experimental inquiry (Kerlinger; 1973).

#### 3.2 Target Population

The population comprises of selected division within the Teso District. There were four divisions within the Teso District comprising of Amagoro, Amukura, Angurai and Chakol which had a total population of 354.

#### 3.3 Sample and Sampling Procedures

Stratified sampling technique was used to ensure homogeneity and a proper representation from each and every stratum. The technique was employed when the population consists of variety of characteristics thus the population was not homogeneous but rather heterogeneous population.

The study sample included 80 respondents randomly interviewed using the structured questionnaire and 10 key informant respondents.

**Table 2: Sample size**

<b>Division</b>	<b>Strara size</b>	<b>Sample size</b>
Amagoro	402	25
Amukura	287	15
Angurai	333	20
Chakol	427	30
<b>TOTAL</b>	<b>354</b>	<b>90</b>

**Source: District statistics office Amagoro 2001**

Sample size required = 90

### **3.4 Research Instrument**

The questionnaires was used to collect the data in this study

#### **3.4.1 Instrument Validity**

The research instrument was subjected to a pilot study before embarking to a comprehensive field survey. Rephrasing of statements was only included depending on response. This referred to the accuracy and meaningfulness of interferences which were based in research results. In other words validity was the degree to which results obtained from the analysis of the data actually represent the phenomenon under study. Validity had to do with how accurate the data obtained in the study represents the variables of the study. The research instrument was designed to capture the relevant contents and concepts for the study.

#### **3.4.2 Instrument Reliability**

Reliability was a measure of the degree to which a research instrument yield consistent results or data after reported trials in other words it can be replicated. Reliability in research is influenced by random error. Thus as error increases reliability decreases. The error may arise at the time of data collection. The errors may be due to inaccuracy by the researcher and inaccuracy of the instrument. This survey was used to test and retest technique td assess reliability of data the test- retest method of accessing reliability of

data involved administering the same instrument to the same respondents. The pre-test was conducted before embarking for the complete study to verify whether the research instrument captures the required data. The judgement of the expert was also sought.

### **3.5 Data Collection/ Procedures**

The data collection instruments used was questionnaires, which enabled collection of more accurate data. The questionnaires consisted of open ended and close- ended questions.

The research permit to access the divisions was granted. The questionnaire was administered to the respondents on face to face for easy and clarification to the respondent if need be. The administration of the questionnaire was done in Teso District on the targeted population thus each at a time to ensure proper logistics in data collection. The questionnaire was later returned to the investigator according to order of completion. The questionnaires was then organized and arranged. This was to ensure proper tabulation, editing and coding of the questionnaire.

In this study both primary and secondary sources of data was utilized. The primary data was collected using structured questionnaires and key informant interviews. The study sample included 80 respondents randomly interviewed using the structured questionnaire and 10 key informant respondents. The key informants were drawn from government, private, NGOs sector and the church. Data for the study was also collected from relevant poverty literature such as books, published and unpublished papers, journals and the Internet. The secondary data was also collected from government publications, poverty reports report various NGOs, World Bank, UNDP and National Development Plans among others. Secondary data sources were used to supplement the information obtained from the primary sources.

### **3.6 Data Analysis Techniques**

Quantitative and qualitative data analytical techniques were utilized. Data from questionnaires was analyzed in frequencies and percentages using Statistical Package for Social Sciences (SPSS). Qualitative data from key informants was analyzed in themes and categories identifying similarities and differences that emerge. Qualitative analysis included presentation of quotes from different respondents and recording verbatim what some respondents said. The themes emerging from secondary data that was identified to augment the primary data.

## CHAPTER FOUR

### 4.0 DATA PRESENTATION AND ANALYSIS

#### 4.1 Introduction

In this chapter respondent's socio economic background, respondents perception on institutions, their living conditions, institutional involvement in poverty eradication are discussed and study findings presented. In addition the institution target groups, institutional partnership in poverty eradication, institutional poverty eradication mechanisms and the problems they face are discussed.

#### 4.2 Background information on Respondents

##### Sex and age of respondents

The study findings revealed that 50% of the respondents interviewed were men and female respectively. About half (45.6%) were in the age group 25-30 years while a quarter (25.6%) and 21.1% were in 36-40 and 18-21 years age groups respectively. Only 7.8% were in 31-35 years age group as shown in Table 1 below.

**Table 1: Percentage Distribution of Age Groups**

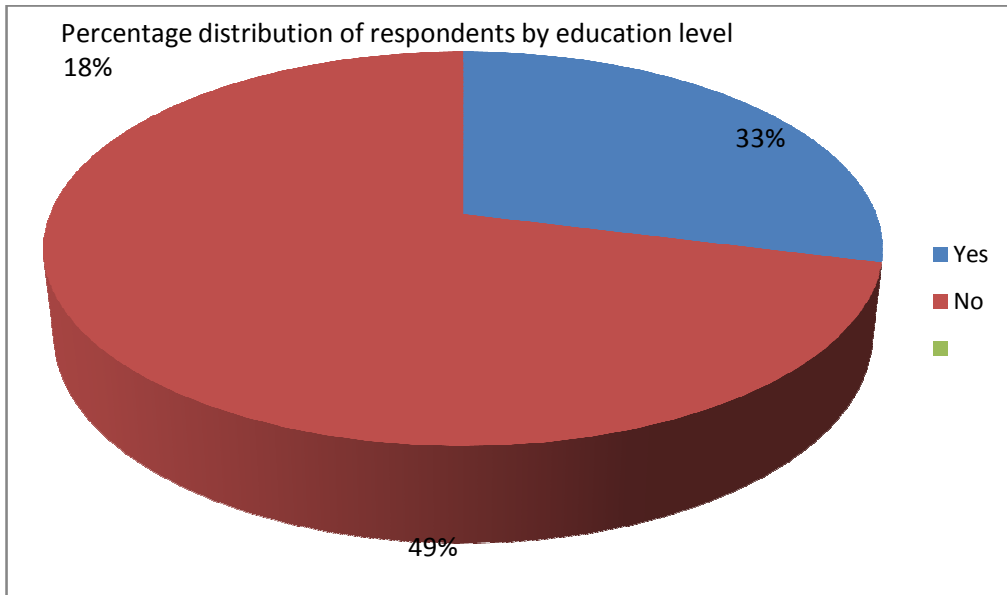
Age	Frequency	%
18-21	19	21.1
25-30	41	45.6
31-35	7	7.8
36-40	23	25.6
<b>Total</b>	<b>90</b>	<b>100.0</b>

Source: Field data 2005

##### Education and occupation status of respondents

The education status of the respondents is shown in Figure 1. From the result it is evident that most of the respondents had formal education 48.9% and 33.3% had secondary and primary education respectively while 17.8% had University education.

**Fig 1: Respondents by education levels**

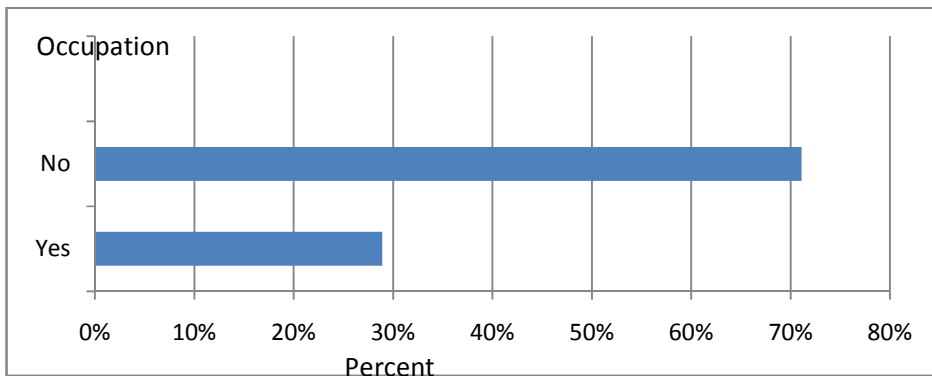


Source: Field data 2005

### Occupation

The sampled respondents were engaged in a wide range of economic activities from which they earned their livelihoods. (Fig 2). It can be observed in figure 2 that most (42.2%) the respondents were engaged in formal occupations 30% were engaged in private sector and 27.7% in the informal sector.

**Fig 2: Occupation of respondents**

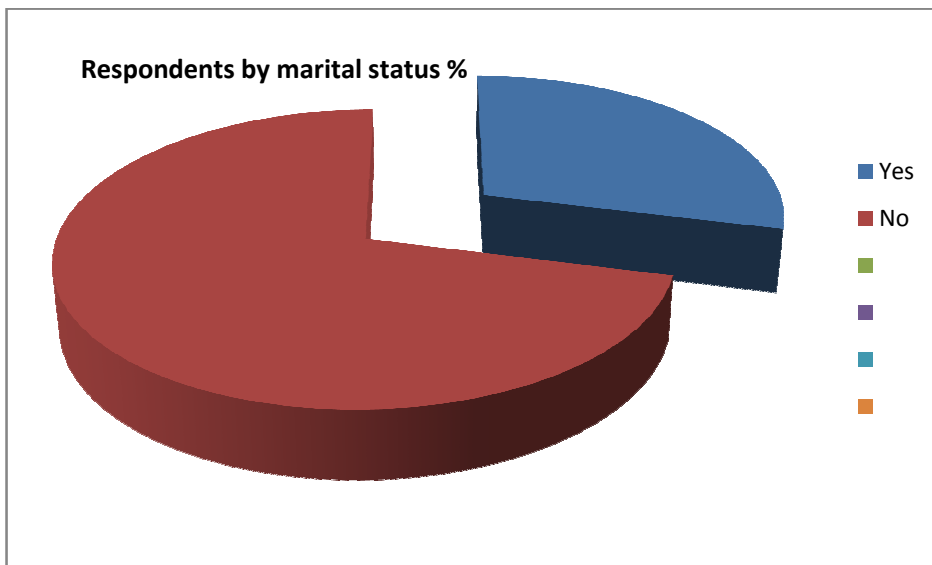


Source: Field data 2005

### Marital status

The marital status of the respondents was also investigated (Fig 3). The data shown that the majority 70% of respondents were married while 10% and 7.8% were single and divorced respectively. Other respondents were either separated, widowed or widowers.

**Fig 3: Respondents by marital status**



Source: Field data 2005

The study also captured the general perceptions of the respondents on issues as present economic situation of Kenya, their own perception of their present conditions. Above questions were posed to the respondents and measured liked scale the results are shown in Table 2 below.

**Table 2: Percentage distribution of respondents**

	<b>Very Good</b>	<b>Fairly Good</b>	<b>Neither Good nor Bad</b>	<b>Fairly bad</b>	<b>Very bad</b>
Present economic situation of Kenya	0	0	56.7	43.3	0
Your own present living conditions	0	0	0	85.6	14.1

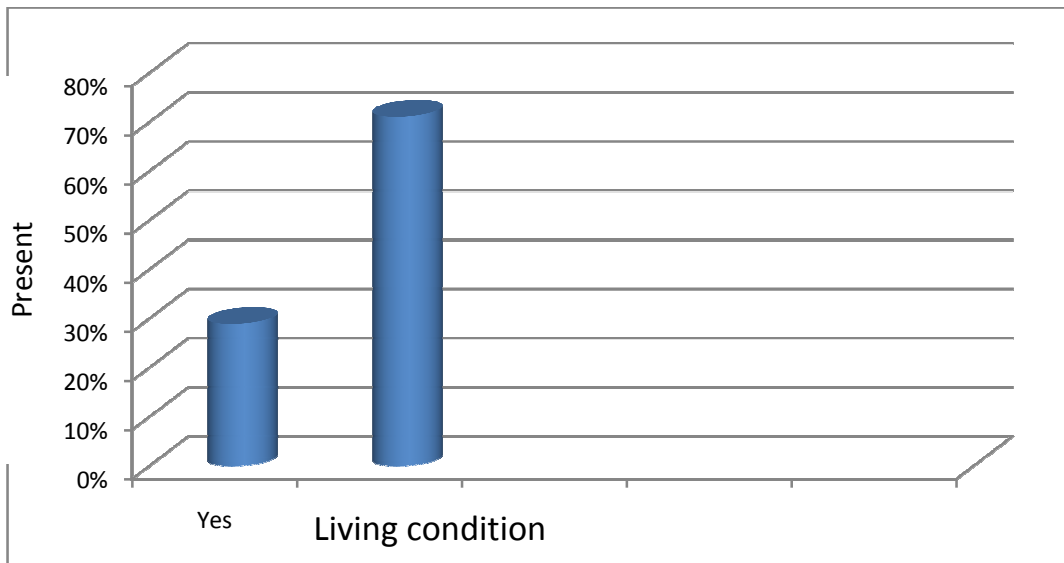
**Source: Field data 2005**

From the results in Table 2 above it can be observed that aver half (56.7%) of respondents perceived the economic condition at Kenya as neither good nor bad arid 43.3% said that it is fairly bad. It can be noted that none of the respondents said that the economic situation is good. However, it is worth noting that when the respondents were asked about their own present economic situation the majority (85.6%) said it is fairly bad while 14.4% said that their living conditions are very bad. The above results seem to indicate that the respondents perceive poverty more at - household or individual levels as compared to the national levels, It also suggests that the national resources may not be distributed fairly hence the perception that poverty is felt more at the individual levels.

When the respondents were asked to compare the living conditions of people in Teso District compared to twelve month ago (Fig. 3) it was not that most (55.6%) of the respondents felt that their living conditions has remained the same, 44.4% felt their living conditions is worse of which 14.4% felt their living conditions is much worse while 30% felt their living conditions is just worse.



**Fig 3: Living Conditions compared to 12 months ago**



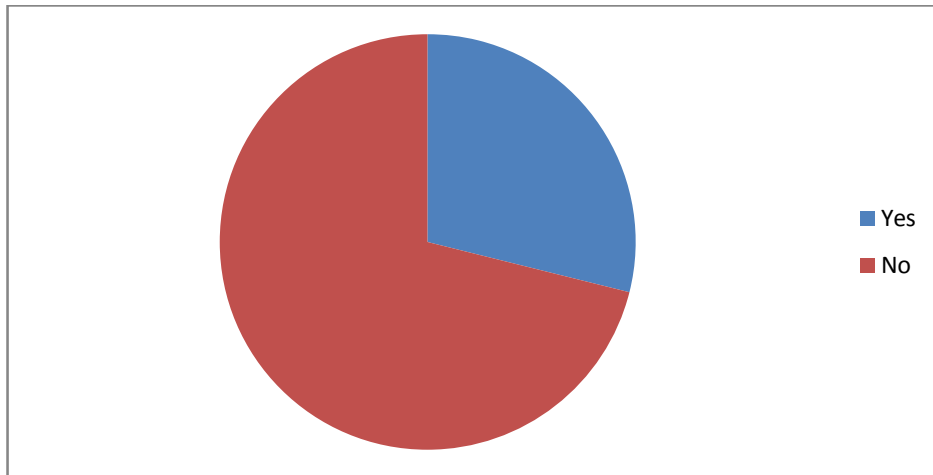
The respondents were asked to rate their own living condition compared to those of other Kenyans. The study findings indicated that over half (57.8%) said that their living condition is same to those of other Kenyans, 14.4% said that their living conditions compared to those of other Kenyans is worse and much worse respectively. While only 13.3% of respondents stated that their living condition is better than those of other Kenyans.

#### **4.3 Institution involvement in poverty Eradication**

The question that do institutions or organizations play key role in poverty eradication in Teso District was posed to the respondents. The study findings revealed that about three quarters (73.3%) said no while slightly over one quarter (26.7%) said yes. This finding seems to suggest that institutional interventions in poverty eradication seem not to reach the intended beneficiaries thus the poor. Despite the numerous institutional engagements in poverty eradication the study findings show that only a small proportion seem to have faith in institutional activities. In the overall this is an

indication that the institutions involved in poverty eradication need to change or re-think their poverty approaches for them to be perceived positively by the people.

**Fig 4: Do institutions play key role in poverty eradication?**



Source: Field data 2005

The study also involved at the extent to which different institutions are involved in poverty eradication. The respondents were asked to what extent they agreed with the statements concerning institutions involvement in poverty eradications the study findings are shown in Table 3 below.

**Table 3: To what extent you agree with the following statements %**

<b>Statement</b>	<b>Strongly agree</b>	<b>Agree</b>	<b>Disagree</b>	<b>Strongly Disagree</b>	<b>Don't know</b>	<b>Total</b>
NGOs are involved in poverty eradication than government	14.4	56.7	15.6	0	13.3	<b>100.0</b>
Government have good poverty eradication policies	13.3	0	73.3	0	13.3	<b>100.0</b>
Private sector are effectively involved in poverty eradication	14.4	28.9	0	42.2	14.4	<b>100.0</b>
Donor community role in poverty eradication is important	43.3	56.7	0	0	0	<b>100.0</b>

Source: Field data 2005

As indicated in Table 3 above broadly sported the study results show that majority (17.1%) of respondents affirmed that NGOs are involved in poverty eradication than government, 15.65 disagree while 13.3% of respondent had no idea. In addition 73.3% of respondents stated that government does not have good poverty eradication policies. Study finding also revealed that 43.3% of respondents agreed that private sector are effectively involved in poverty eradication and about the same proportion 42.2% of them strongly disagreed that the private sector are not effectively involved in poverty eradication. Further analysis show that all the respondents confirmed that donor community role in poverty eradication is important.

The above study findings therefore imply that more resources need to be channeled through the NOOs in address the poverty issues. However the government policies that addresses need to be clearly spelt and in poverty issues are to be effectively addressed.

From the findings it seems that the government poverty eradication is either not being implemented adequately.

#### **4.4 Institutional engagement in poverty eradication**

The result indicate that a wide range of institutions play key roles in poverty reduction in Teso district (Table 4) . Most (56.7%) said NGOs while 26.7% stated that it is donor community. Other institutions mentions include government, private sector, and churches among others

**Table 4 Institutions engaged in poverty eradication initiatives in Teso district**

<b>Institutions</b>	<b>%</b>
NGOs	56.7
Government	13.3
Private	13.3
Donors	26.7
Others specify	43.3
<b>Total</b>	<b>100.0</b>

Source: Field data 2005

These results indicate that the government needs to facilitate other poverty reduction actors such as NGOs and others for poverty issues to be addressed effectively. NQOs programs seem to reach majority of the populace compared to others in the area.

#### **4.5 Groups targeted by institutions in their poverty interventions**

The study results in the Table 5 below show that institutions target a wide range of groups. The most targeted group is women as 36.7% of respondents stated this. 24.4%, 18.9 and 14.4% stated that the most targeted groups are the elderly respectively. Only 5.6% said men.

**Table 5: Groups most targeted by Institutions**

Groups	Frequency	Percentage
Women	33	36.7
Children	22	24.4
Women and children	17	18.9
Elderly	13	14.4
Men	5	5.6
<b>Total</b>	<b>90</b>	<b>100.0</b>

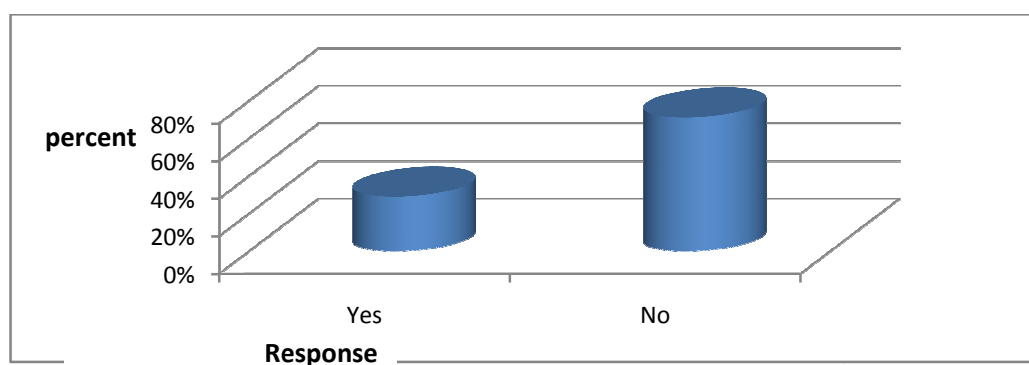
Source: Field data 2005

The above results suggest that the resources targeted at women may have a positive contribution to poverty reduction than men at household level.

#### **4.6 Do institutions, organizations involved in poverty eradication have partnership arrangements with other institutions or organizations?**

The study findings show that majority (71.1%) of respondents said that no partnership arrangements exist amongst the institutions while about one third (28.9%) said that institutions partner with each other in their poverty eradication initiatives as shown in Fig 5 below.

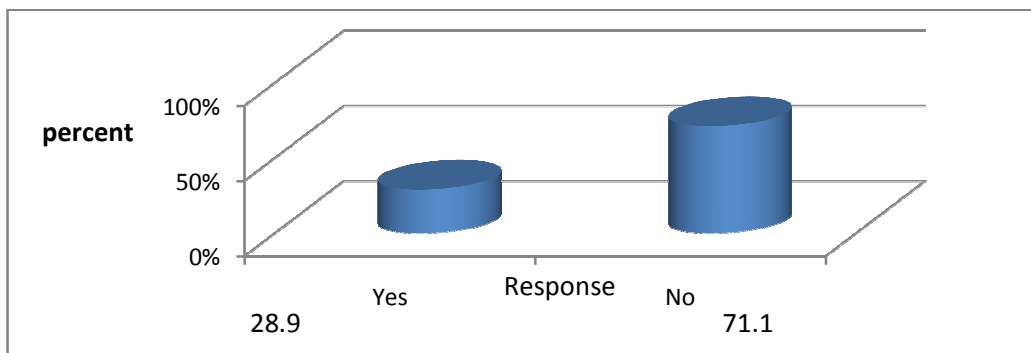
**Fig 5: Institutions partnership in poverty eradication initiatives**



Source: Field data 2005

When the respondents were asked about the advantages of partnership arrangements amongst institutions in poverty eradication. It was found out that advantages of partnerships include sharing information, faster implementation of projects, lobbying together, and building trust among others.

**Fig 6: Do institutions partner with others in poverty eradication initiatives?**



Source: Field data 2005

#### **4.7 Problems faced by institutions in eradication of poverty.**

The study results show that all the respondents thought that the institutions involved in poverty eradication face problems that hinder their work. The respondents were further asked to cite the key problems that affect the institutions poverty eradication initiatives. The results are shown in Table 6.

**Table 6: Key problems affecting institutions in their poverty eradication initiatives**

<b>Problems</b>	<b>%</b>
Financial	14.4
High poverty in the area	23.7
Difficulty in finding good partners	9.3
Poor poverty eradication policies	23.7
Lack of cooperation from target beneficiaries	4.8
Poor strategies	13.7
Lack of institutional linkages	5.2
Duplication of roles	5.2
<b>Total</b>	<b>100.0</b>

**Source: Field data 2005**

When the respondents were asked if they thought the problems that affect the institutions in their poverty eradication initiatives can be addressed all the respondents said yes. The above finding implies that all efforts have to be redouble in order to address the problems that hinder the institutions work if poverty problem is to be addressed effectively

#### **4.8 Poverty eradication institutions mechanism(s)**

The study findings also indicated that 50.6% of the respondents used by institutions to eradicate were aware of the interventions used by institutions to eradicate poverty while 49.4% do not know the institutions involved in poverty eradication. This findings suggest that there is need to enlighten the masses of what institutions involved in poverty eradication are doing. This is because it is through the involvement of the masses and their raised level of awareness that the poverty eradication interventions successes will be achieved.

**Table 7: Poverty eradication intervention used by institutions**

<b>Intervention</b>	<b>%</b>
Community participation	27.5
Income generation	20.2
Service provision	13.5
Gender advocacy	6.2
Community organization	20.2
Technological innovations	6.2
Other	6.2
<b>Total</b>	<b>100.0</b>

Source: Field data 2005

The respondents who affirmed that they were aware of the poverty interventions were further asked to state the interventions they were familiar with table

**Table 8: In your own opinion how do you rate interventions used by the following institutions?**

	<b>Very Good</b>	<b>Fairly Good</b>	<b>Neither Good nor bad</b>	<b>Fairly Bad</b>	<b>Very bad</b>	<b>Total</b>
NGOs	0	66.2	0	18.2	15.6	100.0
Government	22.2	19.0	39.7	19.0	19.0	100.0
Private sector e.g. Businessmen	0	67.5	0	15.6	15.6	100.0
Donor community e.g. World bank, African Development Bank(ADB) European Union (EU) etc	18.5	40.0	0	21.5	20	100.0

Source: Field data 2005

During the analysis, the data in Table 8 above was broadly categorized into ratings of good and bad. The study findings revealed that 66.2% of the respondents stated that



NGOs used good interventions to address poverty problems, 41.2%, 67.5% and 58.5% stated that government, private sector and donor community used good poverty eradication intervention respectively. However 33.8%, 19%, 32.5% and 41.5% stated that NGOs government, Private sector, and Donor Community used bad poverty reduction intervention in addressing the poverty problem.

## CHAPTER FIVE

### 5.0 Summary conclusion and recommendations

#### 5.1 Summary of study findings

The study objectives were to investigate and establish the major institutions involved in poverty eradication initiatives in Teso District, to identify the institutions poverty eradication intervention mechanisms and to establish the problems that hinder the institutions activities.

The study finds out that a wide range of institutions are involved in poverty eradication. These institutions include NGOs, Government, Private Sector and the donor Community. This implies that poverty eradication is a multi approach venture that needs several players for it to be addressed effectively.

The study findings also show that institutions involved in poverty eradication use in variety of interventions such as finding services to the beneficiaries, involvement in technological interventions, income generating ventures, enhancing community participation and advocating for gender equality among others in addressing the poverty problem. In addition the study findings indicate that there is a multi-distributional approach in addressing poverty since institutions partner with each other to address the poverty problem. The study finding also revealed that some advantages of partnership include sharing information, building trust, lobbying together and sharing resources among others. It is worth noting that various problems affects institutions and hinder their realization of set poverty eradication targets the main problems were find out to be financial problems collaboration problems, high poverty rates, duplication of roles, poverty eradication policies among others.

## **5.2 Conclusion**

This study concludes that a variety of institutional players are involved in poverty eradication initiatives and addressing poverty requires a combined concerted effort of different institutions. Combination concerted effort of different institutions. Secondly a combination of multiple interventions is also vital of poverty problem is to be addressed effectively. Thirdly several problems affect the institutions capability and capacity of addressing poverty and there is need to address these problems if the targeted objectives of different institutions in addressing poverty are to be realized.

## **5.3 Recommendation and suggestion for further research**

This study makes the following recommendations that are geared towards addressing poverty problem effectively.

- i. There is need for further research to investigate the engagement of institutions in addressing poverty on wide scale utilizing a bigger sample size.
- ii. The problems faced by institutions need to be addressed in order to effectively address poverty. This study recommends that the diversification of institutional financial bases need to be examined if their interventions are to be sustained e.g. from which source can institutions such as NGOs raise their finances from to enable them address poverty effectively.
- iii. There is need to research on the role of some institutions such as the church in poverty eradication.
- iv. Policies geared towards poverty eradication need to be relocated at in order to find out the most appropriate poverty reduction policies that can be effectively implemented.

## REFERENCES

- Ayako, A. & M. Katumanga (1997)** *Review of Poverty in Kenya*. IPAR Special Reports Series. Nairobi: Institute of Policy Analysis and Research.
- Bahemuka, J.M. et al, eds (1998)** *Poverty revisited. Analysis and Strategies towards Poverty eradication in Kenya*. Nairobi: Ruaraka Printing Press.
- Bahemuka, J. et al (1998)**. *Poverty Revisited Analysis and Strategies Towards Poverty Eradication in Kenya*. Nairobi, Ruaraka Printing Press.
- Brown, L. D. and Korten, D. (1990)**. *‘Understanding Voluntary Organizations’* Working Paper No. 258, Washington DC World Bank.
- Chancery, H. B. (1974)**. *Redistribution with Growth: Policies to Improve income Distribution in Developing Countries in the Context of Economic Growth*. London, Oxford University Press.
- Collier, P. and Lal, D. (1982)**. *“Poverty Growth in Kenya”*. World Bank, Staff Working Paper Number 389, World Bank, Washington DC.
- Cornia, G. A and Stewart, F. (1987)**. ed. *Adjustment with A Human Face*. Oxford, Clarendon Press.
- Green, R .H. (1986)** *“Sub-Saharan Africa: Poverty of Development, Development of Poverty”*. Discussion Paper No 218, IOS Sussex.
- Ikiara, G.K: (1999)** Economic restructuring and poverty in Kenya. In: Ngethe and & W. Owino (ed), *From sessional paper No. 10 to structural adjustment: towards indigenizing the policy debate*. Nairobi: Institute of Policy Analysis and Research. Pp 301-332.
- Karuiki, J. & B. King’oo (1998)** Agricultural strategies for poverty Eradication: Kenya case study proceedings of a workshop organized by CTA and the European Commission on reducing poverty through agricultural sector strategies in eastern and Southern Africa. CTA, Wageningen, The Netherlands, November 23-25.
- Kenya, Republic of (1997b)**. *The second participatory poverty assessment study Volume 1*. Nairobi, Government printer.
- Kenya, Republic of (1 999a)**. *National poverty eradication plan 1999-2015*. Nairobi,

*Government printers. February.*

**Kenya, Republic of (1999b).** Sessional paper No. 3 of 1999 on *National poverty eradication plan 1999-2015*. Nairobi, Government printers. June.

**Kenya, Republic of (2001).** *Poverty Eradication strategy plan for the period 2001- 2004*.

Prepared by the People and Government of Kenya. Volume I. Ministry of Finance and Planning. Nairobi.

**Kenya, Republic of (1994).** *Welfare Monitoring Survey II*. Nairobi, Government printers.

\_\_\_\_\_ (1997). *Welfare Monitoring Survey II*. Nairobi, Government printer.

\_\_\_\_\_ (2000a). *“Second Report on Poverty in Kenya Volume II. Poverty and Social Indicators”*. Nairobi, CBS.

**Korten, D. (1990).** *“NGOs and Development: An Overview.”* Prepared for the World Bank, Boston Institute for Development Research”

**Lipton, M. and Maxwell, S. (1992).** *“A New Poverty Agenda: An Overview”*. Discussion Paper No. 306, Sussex IDS.

**Mukui, T. (1994).** *“Kenya Poverty Pm file 1982-1992”*. Nairobi, Ministry of Planning and National Planning.

**Ndegwa, S. (1993).** *“NGOs as Pluralizing Agents in Civil Society in Kenya”* IDS, University of Nairobi Working Paper No.491.

**UNDP (1998).** *Human Development Report 1998*. New York, Oxford University Press.

\_\_\_\_\_ (1999). *Human Development Report 1999*. New York, Oxford University Press.

**UNDP (1990).** *Human Development Report 1990*. New York, Oxford University Press.

**World Bank (1994).** *“World development Report 1990..* World Bank, Washington DC.

**World Bank (1994).** *“Kenya Poverty Assessment’*. World Bank, Washington DC.

**World Bank (2001).** *“Attacking Poverty”*. World Development Report 2000-2001 Oxford: Oxford University Press.

**UNDP (1990)** *Human development report*, New York Oxford University press

**World Bank (1990).** world development report Washington DC

## QUESTIONNAIRE

### BACKGROUND INFORMATION

RESPONDENT NAME \_\_\_\_\_

1. Education level -

1. Primary
2. Secondary
3. University
4. None

2. Age

1. 18-21
2. 25-30
3. 31-35
4. 36-40

3. Occupation

1. Formal
2. Informal
3. Private sector
4. NGO Sector
5. None
6. Other (Specify) \_\_\_\_\_

4. Marital Status

1. Married
2. Single
3. Divorce
4. Separated
5. Widow
6. Widower
7. Others (Specify)

5. In general how do you describe

	<b>Very good</b>	<b>Fairy good</b>	<b>Neither good nor bad</b>	<b>Fairly bad</b>	<b>Very bad</b>
Present economic condition of this country	5	4	3	2	1
Your own present living conditions	5	4	3	2	1

6. In general how do you rate your living conditions compared to other Kenyans?

1. Much worse
2. Worse
3. Same
4. Better
5. Much better
6. Don't know

7. In your opinion what are the living conditions of people in Teso compared to 12 months ago?

1. Much worse
2. Worse
3. Same
4. Better
5. Much better
6. Don't know

#### **INSTITUTIONAL INVOLVEMENT AND POVERTY ERADICATION**

8. Do institutions/organizations play key role in poverty eradication in your area?

1. Yes
2. No

9. Which institution(s) are engaged in poverty eradication initiatives in Teso District?

1. NGOs
2. Government
3. Private Sector
4. Donors
5. Other (Specify)

10. To what extent do you agree with the statements?

Statement	Strongly agree	Agree	disagree	Strongly disagree	Don't know
NGOs are involved in poverty eradication than government					
Government have good poverty eradication policies					
Private sector are effectively involved in poverty eradication					
Donor community role in poverty eradication is important					

11. Which group(s) do you think is targeted most?

1. Institutions like working with them
2. They are poor
3. Easy to work with
4. It's the institutions policy to work with them
5. Other (specify) \_\_\_\_\_

12. Do institutions/organisations involved on poverty eradication partner with other?

1. Yes
2. No

13. What are the advantages of partnership?

1. Share resources
2. Share information
3. Speedy implementation of resources
4. Other (specify) \_\_\_\_\_

#### **PROBLEMS FACED BY INSTITUTIONS IN ERADICATION OF POVERTY**

14. Do you think institutions involved in poverty eradication face problems that hinder their work?

1. Yes
2. No



15. If yes, which are the three key problems that you think affect the institutions poverty eradication initiatives?

1. Financial problems
2. High poverty in the area
3. Difficulty in finding good partners
4. Poor poverty eradication policies
5. Lack of cooperation from target beneficiaries
6. Poor strategies to address poverty issues
7. Lack of coordination between institutions
8. Duplication of roles by institutions
9. Other (specify)

16. In your own view can the above problems be addressed?

1. Yes
2. No

#### **POVERTY ERADICATION INTERVENTION MECHANISM**

17. Are you aware of interventions used by institutions to eradicate poverty?

1. Yes
2. No

18. If yes, which poverty eradication interventions are you aware of?

1. Community participation
2. Income generation
3. Service provision
4. Gender equity -
5. Community organization
6. Technological innovations
7. Other specify \_\_\_\_\_

19. In your own opinion how do you rate interventions used by the following institutions.

	<b>Very good</b>	<b>Fairly good</b>	<b>Neither good nor</b>	<b>Neither good nor bad</b>	<b>Fairly bad</b>	<b>Very bad</b>
NGOs						
Government(s)						
Private sector e.g. Businessmen etc						
Donor community e.g. work bank, African Development Bank, (ADA), European Union (EU) etc						

**LETTER OF INTRODUCTION**

Olima Murunga B.  
University of Nairobi  
Faculty of External Studies  
P.O. Box 30197  
Nairobi.

20th September 2005

**Dear Colleagues,**

**RE: A QUESTIONNAIRE OF “INSTITUTIONAL INVOLVEMENT IN POVERTY ERADICATION:  
- THE CASE OF TESO DISTRICT, KENYA”.**

I am a student registered at the Faculty of External Studies, University of Nairobi. I am carrying out a research study in partial fulfillment of post graduate Diploma in Project Planning and Management entitled “**Institutional Involvement in Poverty Eradication: - the Case of Teso District, Kenya**”.

I will therefore appreciate your cooperation and assistance in completing the questionnaires. Please answer all questions as honestly as possible. You are assured the information supplied will be treated as confidential and will not be used for any other purpose other than this research.

Thank you

**Olima M. B.**

**REG. NO. L421P1854212003**

## WORK PLAN

	JULY	AUGUST	SEPTEMBER	OCTOBER
Topic suggestion and approval	■			
Proposal writing and approval		■		
Data collection and analysis			■	
Report writing				■

## FINANCIAL BUDGET

It is estimated that the project will cost approximately **Kshs. 35,000/=**

The cost will be incurred as follows.

ITEMS	Kenya Shillings (Kshs)
Typing and printing of drafts proposal	5,500
Photocopying	3,000
Stationaery	4,500
Telephone Calls	2,100
Transport expenses	4,200
Questionnaire Administration	6,500
Final printing of the project	6,500
Binding	2,800
<b>Total</b>	<b>35,000</b>



**UNIVERSITY OF NAIROBI**  
**COLLEGE OF EDUCATION AND EXTERNAL STUDIES**  
**FACULTY OF EXTERNAL STUDIES**  
**DEPARTMENT OF EXTRA-MURAL STUDIES**  
**NAIROBI ENVIRONS**

Your Ref:

Ground Floor  
Our Ref:

Telephone: 318262 EXT 28120

Main Campus  
Gandhi Wing,

P.O. Box 30197  
N A I R O B I

19<sup>th</sup> September 2005

**TO WHOM IT MAY CONCERN**


**RE: OLIMA MURUNGA B. REG. L41/P/8542/03**

This is to confirm to you that the above named is a student in the University of Nairobi admitted in the College of Education and External Studies Department of Extra - Mural Studies pursuing a Post Graduate Diploma in Project Planning and Management.

Mr. Olima has completed his course work and final examinations and he is now undertaking project paper entitled "**INSTITUTIONAL INVOLVMENT IN POVERTY ERADICATION:** ". The case of Teso District, Kenya.

He has identified your organization has one of the units from which to collect the relevant data required for the study we would appreciate if he is given the necessary assistance and cooperation to enable him carry out the study.

Thanks in advance



**Mr Charles M. Rambo**  
**RESIDENT LECTURER**  
**NAIROBI REGION & ENVIRONS**